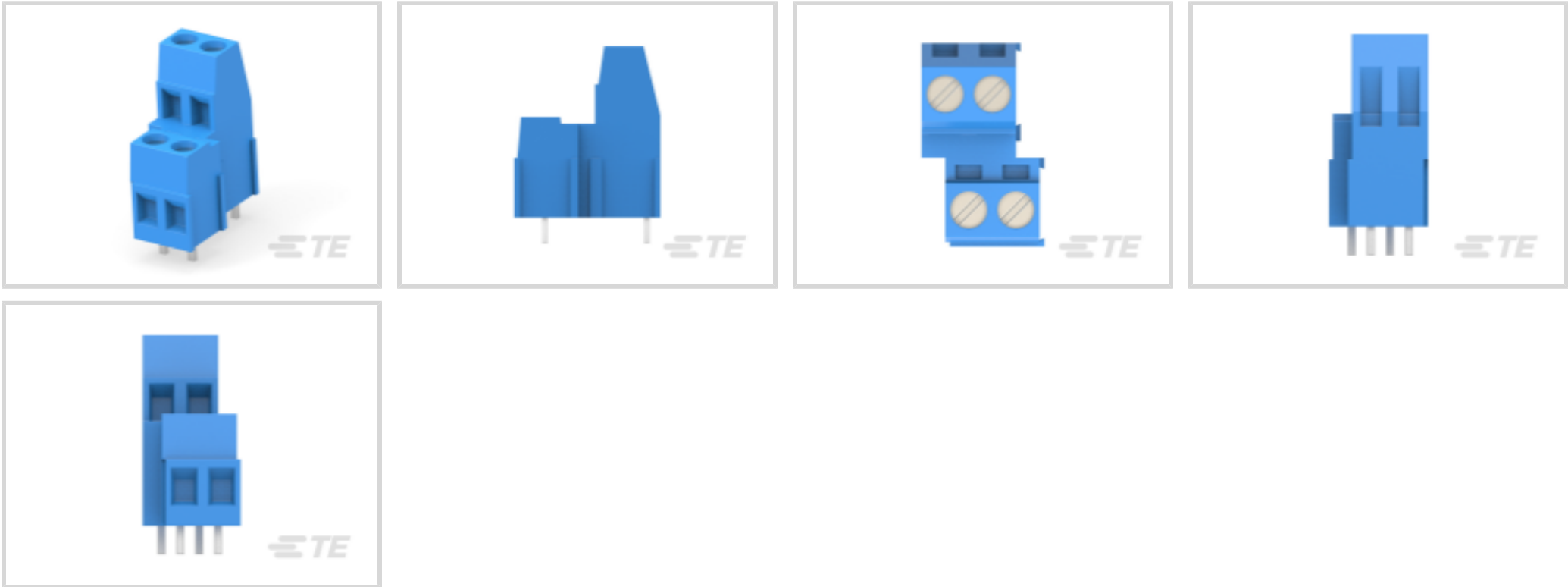




Connectors > Terminal Blocks & Strips > PCB Terminal Blocks



Terminal Block Connector Type: **Header**

Connector System: **Wire-to-Board**

Number of Positions: **2**

Centerline (Pitch): **5 mm [.197 in]**

Number of Rows: **2**

Features

Product Type Features

Terminal Block Connector Type	Header
Connector System	Wire-to-Board
Connector & Contact Terminates To	Printed Circuit Board

Configuration Features

Stacked Levels	Level 1/Level 2
Wire Entry Location	Side
Stacking Configuration	Side Stackable
Number of Positions	2
Number of Rows	2
Wire Entry Angle	90°

Electrical Characteristics

Operating Voltage	300 VAC
-------------------	---------

Body Features

Primary Product Color	Blue
-----------------------	------



Product Orientation	Vertical
Contact Features	
Contact Mating Area Plating Material	Tin
Contact Base Material	Brass
Contact Current Rating (Max)	17.5 A
Termination Features	
Termination Post & Tail Length	3.8 mm[.15 in]
Termination Method to Printed Circuit Board	Through Hole - Solder
Mechanical Attachment	
Screw Plating Material	Nickel
Screw Material	Brass
Thread Size	M3
Connector Mounting Type	Board Mount
Housing Features	
Housing Material	PA 66
Centerline (Pitch)	5 mm[.197 in]
Dimensions	
Wire Size	.05 - 3 mm²
Usage Conditions	
Operating Temperature Range	-40 - 110 °C[-40 - 230 °F]
Operation/Application	
Circuit Application	Power & Signal
Identification Marking	
Marking Color	Black
Packaging Features	
Packaging Quantity	250
Packaging Method	Box
Product Compliance	
For compliance documentation, visit the product page on TE.com>	
EU RoHS Directive 2011/65/EU	Compliant with Exemptions



EU ELV Directive 2000/53/EC	Compliant with Exemptions
China RoHS 2 Directive MIIT Order No 32, 2016	Restricted Materials Above Threshold
EU REACH Regulation (EC) No. 1907/2006	Current ECHA Candidate List: JAN 2024 (240) Candidate List Declared Against: JUNE 2022 (224) SVHC > Threshold: Pb (2% in Component) Article Safe Usage Statements: Do not eat, drink or smoke when using this product. Wash thoroughly after handling. Recycle if possible and dispose of the article by following all applicable governmental regulations relevant to your geographic location.
Halogen Content	Not Yet Reviewed for halogen content
Solder Process Capability	Wave solder capable to 265°C

Product Compliance Disclaimer

This information is provided based on reasonable inquiry of our suppliers and represents our current actual knowledge based on the information they provided. This information is subject to change. The part numbers that TE has identified as EU RoHS compliant have a maximum concentration of 0.1% by weight in homogenous materials for lead, hexavalent chromium, mercury, PBB, PBDE, DBP, BBP, DEHP, DIBP, and 0.01% for cadmium, or qualify for an exemption to these limits as defined in the Annexes of Directive 2011/65/EU (RoHS2). Finished electrical and electronic equipment products will be CE marked as required by Directive 2011/65/EU. Components may not be CE marked. Additionally, the part numbers that TE has identified as EU ELV compliant have a maximum concentration of 0.1% by weight in homogenous materials for lead, hexavalent chromium, and mercury, and 0.01% for cadmium, or qualify for an exemption to these limits as defined in the Annexes of Directive 2000/53/EC (ELV). Regarding the REACH Regulation, the information TE provides on SVHC in articles for this part number is based on the latest European Chemicals Agency (ECHA) 'Guidance on requirements for substances in articles' posted at this URL: <https://echa.europa.eu/guidance-documents/guidance-on-reach>

Compatible Parts



TE Part # 282888-2
TERMI-BLOK PCB MOUNT 1&2 2P. 5



TE Part # 796692-2
TERMI-BLOK PCB MOUNT 1&2 2P.5

Customers Also Bought



TE Part # 1-487223-2
050 HOUSING FFC RCPT 100CL DR



TE Part # 2-2328724-1
21PIN 0.3MMP FPC CONNECTOR, FRONT FLIP



TE Part # 1-794108-0
24P MINI UMNL R/A HDR ASSY SN




TE Part # 1-322249-1
PG SPDFLG 22-16COMM 22-18MIL 6

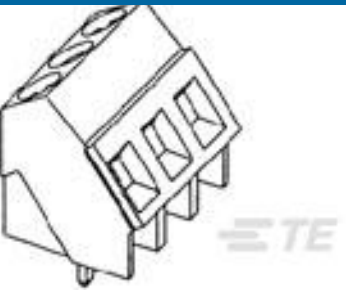




TE Part # 60803-2
[.058 DIA PIN PC PTPPHBZ](#)



TE Part # 282888-2
[TERMI-BLOK PCB MOUNT 1&2 2P. 5](#)



TE Part # 1546074-6
[6 POS 5.08MM TERMI-BLOK TOP WI](#)



TE Part # 60888-1
[058 PIN REC 26-22 .010PTPPHBZ](#)



TE Part # 6643264-1
[ICCON,SKT,ASSY](#)

Documents

Product Drawings

[TERMI-BLOK PCB MOUNT 1&2 2P. 5](#)

English

CAD Files

Customer View Model

[ENG_CVM_CVM_796691-2_C1.3d_igs.zip](#)

English

Customer View Model

[ENG_CVM_CVM_796691-2_C1.3d_stp.zip](#)

English

Customer View Model

[ENG_CVM_CVM_796691-2_C1.2d_dxf.zip](#)

English

3D PDF

3D

By downloading the CAD file I accept and agree to the [Terms and Conditions](#) of use.

Datasheets & Catalog Pages

[BUCHANAN TERMINAL BLOCKS CATALOG - EUROSTYLE TERMINAL BLOCKS](#)

English

[1-1773458-1_EURO_STYLE_TERMINAL_BLOCKS_QRG](#)

English

Product Specifications

[Application Specification](#)

English



Agency Approvals

UL

English