



Connectors > Terminal Blocks & Strips > PCB Terminal Blocks



Terminal Block Connector Type: **Header**

Connector System: **Wire-to-Board**

Number of Positions: **4**

Centerline (Pitch): **5 mm [.197 in]**

Number of Rows: **1**

Features

Product Type Features

Wire Protection	With
Terminal Block Connector Type	Header
Connector System	Wire-to-Board
Connector & Contact Terminates To	Printed Circuit Board

Configuration Features

Wire Entry Location	Side
Stacking Configuration	Side Stackable
Number of Positions	4
Number of Rows	1
Wire Entry Angle	35°

Electrical Characteristics

Operating Voltage	300 VAC
-------------------	---------

Body Features

Primary Product Color	Black
-----------------------	-------



Product Orientation	Vertical
---------------------	----------

Contact Features

Contact Mating Area Plating Material	Tin
Contact Base Material	Brass
Contact Current Rating (Max)	17.5 A

Termination Features

Termination Post & Tail Length	3.8 mm[.15 in]
Termination Method to Printed Circuit Board	Through Hole - Solder

Mechanical Attachment

Screw Plating Material	Nickel
Screw Material	Brass
Thread Size	M3
Connector Mounting Type	Board Mount

Housing Features

Housing Material	PA 66
Centerline (Pitch)	5 mm[.197 in]

Dimensions

Wire Size	.05 – 3 mm²
-----------	-------------

Usage Conditions

Operating Temperature Range	-40 – 110 °C[-40 – 230 °F]
-----------------------------	----------------------------

Operation/Application

Circuit Application	Power & Signal
---------------------	----------------

Product Compliance

For compliance documentation, visit the product page on TE.com>

EU RoHS Directive 2011/65/EU	Compliant with Exemptions
EU ELV Directive 2000/53/EC	Compliant with Exemptions
China RoHS 2 Directive MIIT Order No 32, 2016	Restricted Materials Above Threshold
EU REACH Regulation (EC) No. 1907/2006	Current ECHA Candidate List: JAN 2024 (240) Candidate List Declared Against: JUNE 2023 (235) SVHC > Threshold:



Pb (.8% in Component Part)

Article Safe Usage Statements:
Do not eat, drink or smoke when using this product. Wash thoroughly after handling. Recycle if possible and dispose of the article by following all applicable governmental regulations relevant to your geographic location.



Halogen Content	Low Halogen - Br, Cl, F, I < 900 ppm per homogenous material. Also BFR/CFR/PVC Free
-----------------	---

Solder Process Capability	Wave solder capable to 265°C
---------------------------	------------------------------


Product Compliance Disclaimer

This information is provided based on reasonable inquiry of our suppliers and represents our current actual knowledge based on the information they provided. This information is subject to change. The part numbers that TE has identified as EU RoHS compliant have a maximum concentration of 0.1% by weight in homogenous materials for lead, hexavalent chromium, mercury, PBB, PBDE, DBP, BBP, DEHP, DIBP, and 0.01% for cadmium, or qualify for an exemption to these limits as defined in the Annexes of Directive 2011/65/EU (RoHS2). Finished electrical and electronic equipment products will be CE marked as required by Directive 2011/65/EU. Components may not be CE marked. Additionally, the part numbers that TE has identified as EU ELV compliant have a maximum concentration of 0.1% by weight in homogenous materials for lead, hexavalent chromium, and mercury, and 0.01% for cadmium, or qualify for an exemption to these limits as defined in the Annexes of Directive 2000/53/EC (ELV). Regarding the REACH Regulation, the information TE provides on SVHC in articles for this part number is based on the latest European Chemicals Agency (ECHA) 'Guidance on requirements for substances in articles' posted at this URL: <https://echa.europa.eu/guidance-documents/guidance-on-reach>

Compatible Parts

 <p>TE Part # 796690-4 TERMI-BLOK PCB MOUNT 4P</p>	 <p>TE Part # 1776252-4 4P TB , 45deg, VT,5.0mm, Blue</p>
---	---

Customers Also Bought

 <p>TE Part #1-1462039-8 IM06DGR=IM RELAY 140mW 12V</p>	 <p>TE Part #640457-6 06P MTA100 HDR ASSY SQ R/A F/L</p>	 <p>TE Part #2-1393243-1 RTE25024</p>	 <p>TE Part #5207953-3 FEMALE SCREWLOCK, SHORT, ZN</p>
--	--	--	---



TE Part #350432-1
09P UMNL PIN HDR ASSY NATL

TE Part #1-1393239-3
RT114024

TE Part #1-1625885-7
1W SM M/OX 5% 120R

TE Part #100616-2
8/8 MOD.JACK ASSY TE SHIELDED

Documents

Product Drawings

TERMI-BLOK PCB MOUNT 4P.

English

CAD Files

Customer View Model

ENG_CVM_796689-4_A.3d_igs.zip

English

Customer View Model

ENG_CVM_796689-4_A.3d_stp.zip

English

Customer View Model

ENG_CVM_796689-4_A.2d_dxf.zip

English

3D PDF

English

Customer View Model

ENG_CVM_CVM_796689-4_A1.3d_stp.zip

English

Customer View Model

ENG_CVM_CVM_796689-4_A1.2d_dxf.zip

English

Customer View Model

ENG_CVM_CVM_796689-4_A1.3d_igs.zip

English

3D PDF

3D

By downloading the CAD file I accept and agree to the [Terms and Conditions](#) of use.

Datasheets & Catalog Pages

BUCHANAN TERMINAL BLOCKS CATALOG - EUROSTYLE TERMINAL BLOCKS

English

1-1773458-1_EURO_STYLE_TERMINAL_BLOCKS_QRG

English



Product Specifications

Application Specification

English

Agency Approvals

UL

English