

SOLISTRAND


TE Internal #: 8-321198-1

Splices, Butt Splice, 26 - 22 AWG Wire Size, .12 - .4 mm² Wire Size,
Serrated, .031 in [.79 mm] Barrel Inside Diameter, 202 - 810 CMA
Wire Size

[View on TE.com >](#)



Terminals & Splices > Splices



Splice Type: **Butt Splice**
Wire Size: **.12 - .4 mm²**
Sealable: **No**
Splice Features: **Serrated**

Features

Product Type Features

Splice Accessory Type	Splice
Splice Type	Butt Splice
Sealable	No
Compatible With Discrete Wire Type	Solid, Stranded
Wire Insulation Support Retention Type	Non-Insulation Support

Configuration Features

Compatible With Wire & Cable Type	Discrete Wire
-----------------------------------	---------------

Body Features

Product Weight	.144 g
Splice Features	Serrated

Contact Features

	100 µin
Terminal Plating Material	Tin
Contact Base Material	Copper



Barrel Type	Closed
-------------	--------

Mechanical Attachment

Wire Insulation Support	Without
-------------------------	---------

Dimensions

Outside Diameter	2.08 mm[.082 in]
Wire Size	202 - 810 CMA
Barrel Inside Diameter	.79 mm[.031 in]
Terminal Material Thickness	.51 mm[.02 in]
Product Length	9.78 mm[.385 in]

Usage Conditions

Insulation Option	Uninsulated
Operating Temperature Range	170 °C[338 °F]

Operation/Application

Compatible With Wire Base Material	Copper
------------------------------------	--------

Industry Standards

Government Qualified Splice	No
-----------------------------	----

Packaging Features

Packaging Quantity	100
Packaging Method	Loose Piece

Product Compliance

For compliance documentation, visit the product page on [TE.com](#)>

EU RoHS Directive 2011/65/EU	Compliant
EU ELV Directive 2000/53/EC	Compliant
China RoHS 2 Directive MIIT Order No 32, 2016	No Restricted Materials Above Threshold
EU REACH Regulation (EC) No. 1907/2006	Current ECHA Candidate List: JAN 2024 (240) Candidate List Declared Against: JAN 2024 (240) Does not contain REACH SVHC
Halogen Content	Low Halogen - Br, Cl, F, I < 900 ppm per homogenous material. Also BFR/CFR/PVC Free
Solder Process Capability	Not applicable for solder process capability



Product Compliance Disclaimer

This information is provided based on reasonable inquiry of our suppliers and represents our current actual knowledge based on the information they provided. This information is subject to change. The part numbers that TE has identified as EU RoHS compliant have a maximum concentration of 0.1% by weight in homogenous materials for lead, hexavalent chromium, mercury, PBB, PBDE, DBP, BBP, DEHP, DIBP, and 0.01% for cadmium, or qualify for an exemption to these limits as defined in the Annexes of Directive 2011/65/EU (RoHS2). Finished electrical and electronic equipment products will be CE marked as required by Directive 2011/65/EU. Components may not be CE marked. Additionally, the part numbers that TE has identified as EU ELV compliant have a maximum concentration of 0.1% by weight in homogenous materials for lead, hexavalent chromium, and mercury, and 0.01% for cadmium, or qualify for an exemption to these limits as defined in the Annexes of Directive 2000/53/EC (ELV). Regarding the REACH Regulation, the information TE provides on SVHC in articles for this part number is based on the latest European Chemicals Agency (ECHA) 'Guidance on requirements for substances in articles' posted at this URL: <https://echa.europa.eu/guidance-documents/guidance-on-reach>

Compatible Parts



REPRESENTATION ONLY

TE Part # 69363
DAHT STRATO SOLIS 26-20 ASSY

Customers Also Bought



TE Part # 2-6609006-5
15EJT1=F8137



TE Part # 917512-3
DYNAMIC D-3 TAB CONT. 2L AU 0.76 L/P




TE Part # 3-640440-3
03P MTA100 CONN ASSY 22AWG RED



TE Part # 69363
DAHT STRATO SOLIS 26-20 ASSY




TE Part # 2-520264-2
ULTRAFast 250 ASSY REC 22-18 TPBR LP



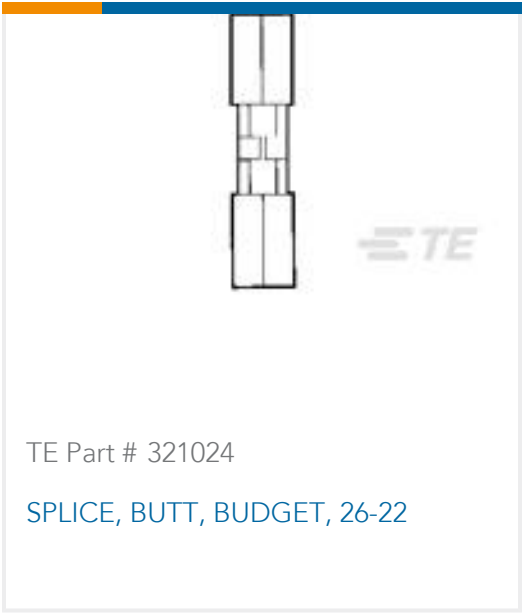
TE Part # 321198
SPlice,SOLIS BUTT 26-22



TE Part # 8-34854-1
TERMINAL,PG R 12-10 10



TE Part # 814458-000
234A011-3-0



Documents

Product Drawings

SPLICE,SOLIS BUTT 26-22

English

CAD Files

3D PDF

3D

Customer View Model

ENG_CVM_CVM_8-321198-1_G.2d_dxf.zip

English

Customer View Model

ENG_CVM_CVM_8-321198-1_G.3d_igs.zip

English

Customer View Model

ENG_CVM_CVM_8-321198-1_G.3d_stp.zip

English

By downloading the CAD file I accept and agree to the [Terms and Conditions](#) of use.

Datasheets & Catalog Pages

SOLISTRAND - QRG

English

RADIATION_RESISTANT_PRE-INSULATED_TERMINALS_SPLICES

English