



PIDG

TE Internal #: 53546-1
Splices, Butt Splice, 26 - 22 AWG Wire Size, .12 - .4 mm² Wire Size,
Serrated, .029 in [.73 mm] Barrel Inside Diameter, 202 - 810 CMA
Wire Size, PIDG

[View on TE.com >](#)

Terminals & Splices > Splices > PIDG Butt Splices



Splice Type: **Butt Splice**
Wire Size: **.12 - .4 mm²**
Sealable: **No**
Splice Features: **Serrated**

[All PIDG Butt Splices \(25\)](#)

Features

Product Type Features

Splice Type	Butt Splice
Sealable	No
Compatible With Discrete Wire Type	Stranded
Wire Insulation Support Retention Type	Insulation Support

Configuration Features

Compatible With Wire & Cable Type	Discrete Wire
-----------------------------------	---------------

Body Features

Insulation Support Sleeve Material	Copper
Insulation Material	PVF2
Splice Features	Serrated

Contact Features

Military Part Class	Class I
Terminal Plating Material	Tin-Lead



Contact Base Material	Copper
Barrel Type	Closed

Mechanical Attachment

Wire Insulation Support	With
-------------------------	------

Dimensions

Wire Size	202 - 810 CMA
Compatible Insulation Diameter Range	2.09 mm[.082 in]
Barrel Inside Diameter	.73 mm[.029 in]
Product Length	22.61 mm[.89 in]

Usage Conditions

Insulation Option	Fully Insulated
Operating Temperature Range	150 °C[302 °F]

Industry Standards

Government Qualified Splice	Yes
-----------------------------	-----

Packaging Features

Packaging Quantity	1000
Packaging Method	Loose Piece

Product Compliance

For compliance documentation, visit the product page on TE.com>

EU RoHS Directive 2011/65/EU	Not Compliant
EU ELV Directive 2000/53/EC	Compliant with Exemptions
China RoHS 2 Directive MIIT Order No 32, 2016	Restricted Materials Above Threshold
EU REACH Regulation (EC) No. 1907/2006	Current ECHA Candidate List: JAN 2024 (240) Candidate List Declared Against: JAN 2024 (240) SVHC > Threshold: Pb (13% in Component Part) Article Safe Usage Statements: Do not eat, drink or smoke when using this product. Wash thoroughly after handling. Recycle if possible and dispose of the article by following all applicable governmental regulations relevant to your geographic location.
Halogen Content	Not Low Halogen - contains Br or Cl > 900 ppm.
Solder Process Capability	Not applicable for solder process capability

Product Compliance Disclaimer



This information is provided based on reasonable inquiry of our suppliers and represents our current actual knowledge based on the information they provided. This information is subject to change. The part numbers that TE has identified as EU RoHS compliant have a maximum concentration of 0.1% by weight in homogenous materials for lead, hexavalent chromium, mercury, PBB, PBDE, DBP, BBP, DEHP, DIBP, and 0.01% for cadmium, or qualify for an exemption to these limits as defined in the Annexes of Directive 2011/65/EU (RoHS2). Finished electrical and electronic equipment products will be CE marked as required by Directive 2011/65/EU. Components may not be CE marked. Additionally, the part numbers that TE has identified as EU ELV compliant have a maximum concentration of 0.1% by weight in homogenous materials for lead, hexavalent chromium, and mercury, and 0.01% for cadmium, or qualify for an exemption to these limits as defined in the Annexes of Directive 2000/53/EC (ELV). Regarding the REACH Regulation, the information TE provides on SVHC in articles for this part number is based on the latest European Chemicals Agency (ECHA) 'Guidance on requirements for substances in articles' posted at this URL: <https://echa.europa.eu/guidance-documents/guidance-on-reach>

Compatible Parts



TE Part # 46121
DAHT PG PIDG 26-22 ASSY



TE Part # 59275
T-HEAD PIDG PG SH 26-20 ASSY


Also in the Series | PIDG




Compression Connectors(17)




Crimp Wire Pins, Tabs & Ferrules(41)




Hand Crimping Tools(2)




Knife Disconnects(11)




Quick Disconnects(32)



Ring Terminals(589)



Spade Terminals(228)



Special Purpose Terminals(1)




Splices(40)

Customers Also Bought




TE Part # 352171-1
Z-PACK/B F-HDR. 95P



TE Part # 819101-000
301A512-51-0



TE Part # 163304-2
MATENLOK SOCKET SDW



TE Part # 819100-000
301A511-51-0



TE Part # D51558-000
NT-MIL-3/4-0-SP



TE Part # 6-1622820-7
LAB KIT 1 3520 (1R0-1M)



TE Part # L9000266-01
SMA Jack 50 Ohm .062 PCB Edge Mount



TE Part # 2176439-4
CRGH 1206 1% 10R-1M0 LAB-KIT

Documents

Product Drawings

SPLICE BUTT PVF2 PIDG 26-22

English

CAD Files

3D PDF

3D

Customer View Model

ENG_CVM_CVM_53546-1_P.2d_dxf.zip

English

Customer View Model

ENG_CVM_CVM_53546-1_P.3d_igs.zip

English

Customer View Model

ENG_CVM_CVM_53546-1_P.3d_stp.zip

English

By downloading the CAD file I accept and agree to the Terms and Conditions of use.



Datasheets & Catalog Pages

RADIATION_RESISTANT_PRE-INSULATED_TERMINALS_SPLICES

English