




Terminals & Splices > Splices



Wire Size: .12 – .4 mm²

Sealable: No

Splice Features: **Serrated**

Compatible Insulation Diameter Range: 2.03 mm [.08 in]

Features

Product Type Features

Splice Accessory Type	Splice
Sealable	No
Splice Type	Butt Splice
Compatible With Discrete Wire Type	Solid, Stranded
Wire Insulation Support Retention Type	Insulation Support

Configuration Features

Compatible With Wire & Cable Type	Discrete Wire
-----------------------------------	---------------

Body Features

Product Weight	.257 g
Insulation Material	Vinyl
Splice Features	Serrated
Primary Product Color	Yellow

Contact Features

Terminal Plating Material	Tin
Contact Base Material	Copper



Barrel Type	Closed
-------------	--------

Mechanical Attachment

Wire Insulation Support	With
-------------------------	------

Dimensions

Wire Size	202 – 810 CMA
Compatible Insulation Diameter Range	2.03 mm[.08 in]
Product Length	15.75 mm[.62 in]

Usage Conditions

Insulation Option	Fully Insulated
Operating Temperature Range	105 °C[221 °F]

Operation/Application

Compatible With Wire Base Material	Copper
------------------------------------	--------

Industry Standards

Government Qualified Splice	No
-----------------------------	----

Packaging Features

Packaging Quantity	1000
Packaging Method	Loose Piece

Product Compliance

For compliance documentation, visit the product page on TE.com>

EU RoHS Directive 2011/65/EU	Compliant
EU ELV Directive 2000/53/EC	Compliant
China RoHS 2 Directive MIIT Order No 32, 2016	No Restricted Materials Above Threshold
EU REACH Regulation (EC) No. 1907/2006	Current ECHA Candidate List: JAN 2024 (240) Candidate List Declared Against: JUNE 2023 (235) Does not contain REACH SVHC
Halogen Content	Not Low Halogen - contains Br or Cl > 900 ppm.
Solder Process Capability	Not applicable for solder process capability

Product Compliance Disclaimer

This information is provided based on reasonable inquiry of our suppliers and represents our current actual knowledge based on the information they provided. This information is subject to change. The part numbers that TE has identified as



EU RoHS compliant have a maximum concentration of 0.1% by weight in homogenous materials for lead, hexavalent chromium, mercury, PBB, PBDE, DBP, BBP, DEHP, DIBP, and 0.01% for cadmium, or qualify for an exemption to these limits as defined in the Annexes of Directive 2011/65/EU (RoHS2). Finished electrical and electronic equipment products will be CE marked as required by Directive 2011/65/EU. Components may not be CE marked. Additionally, the part numbers that TE has identified as EU ELV compliant have a maximum concentration of 0.1% by weight in homogenous materials for lead, hexavalent chromium, and mercury, and 0.01% for cadmium, or qualify for an exemption to these limits as defined in the Annexes of Directive 2000/53/EC (ELV). Regarding the REACH Regulation, the information TE provides on SVHC in articles for this part number is based on the latest European Chemicals Agency (ECHA) ‘Guidance on requirements for substances in articles’ posted at this URL: <https://echa.europa.eu/guidance-documents/guidance-on-reach>


Compatible Parts



REPRESENTATION ONLY

TE Part # 46121
DAHT PG PIDG 26-22 ASSY


Also in the Series | PLASTI-GRIP




Compression Connectors(3)



Crimp Wire Pins, Tabs & Ferrules(22)



Ring Terminals(324)



Spade Terminals(178)



Splices(47)

Customers Also Bought

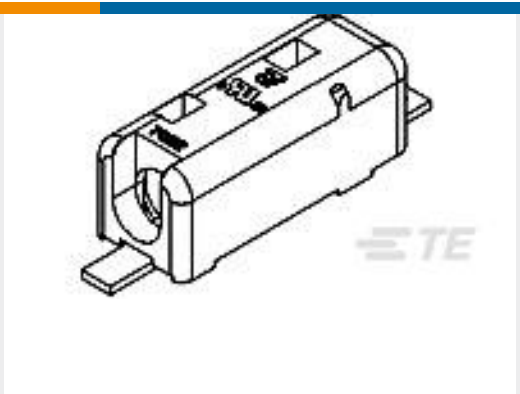




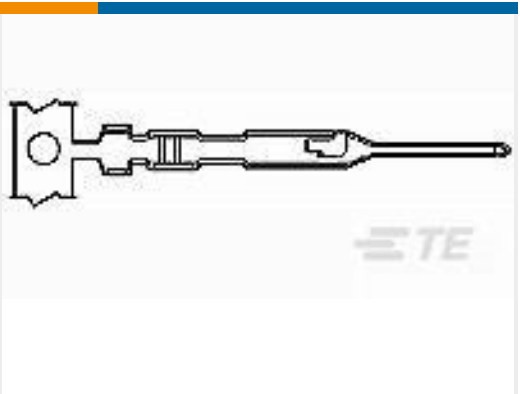
TE Part #53941-2
PIDG Ring Tongue Terminals



TE Part #1-1658527-9
622-0641LF=FSKT IDC S 06 30AU



TE Part #2008563-1
Connector, 1 Pos SMT Poke-In



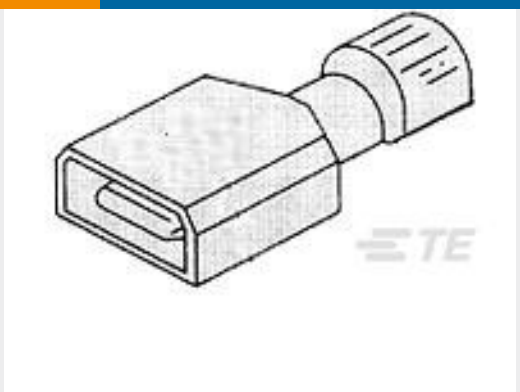
TE Part #5-104506-5
MTE PIN LP



TE Part #9-2176369-3
RQ 0603 365R 0.1% 10PPM 5K RL



TE Part #EM7493-000
X2-12.0-0-FSP-SM



TE Part #4-521098-2
ULTRA-FAST 250 ASSEMBLY 12-10 AWG TPBR



TE Part #L9000029-01
Antenna 1/4 Wave R-Angle 2.4GHz RPS

Documents

Product Drawings

SPLICE,PG BUTT 26-22

English

CAD Files

3D PDF

3D

Customer View Model

ENG_CVM_CVM_321026_G.2d_dxf.zip

English

Customer View Model

ENG_CVM_CVM_321026_G.3d_igs.zip

English

Customer View Model

ENG_CVM_CVM_321026_G.3d_stp.zip

English

By downloading the CAD file I accept and agree to the [Terms and Conditions](#) of use.

Product Specifications

Application Specification

English

Agency Approvals

CSA Certificate

English