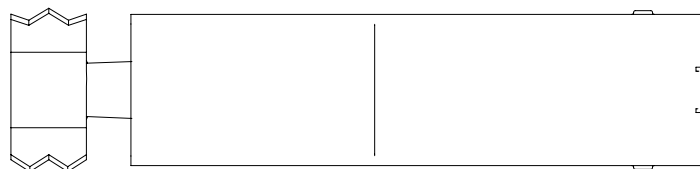
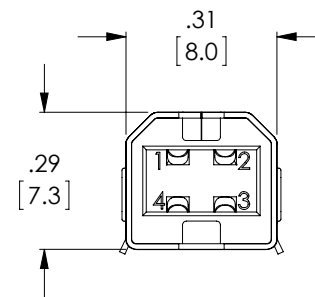
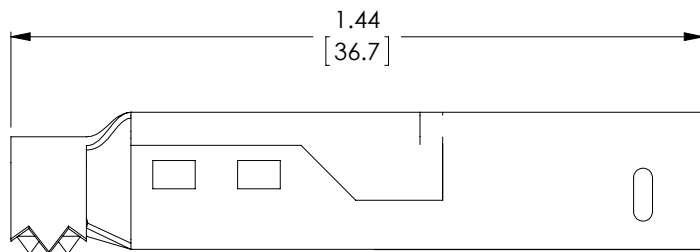
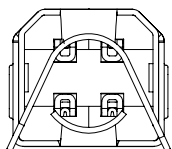


THE INFORMATION CONTAINED IN THIS DRAWING IS THE SOLE PROPERTY OF L-COM, INC. ANY REPRODUCTION IN PART OR WHOLE WITHOUT THE WRITTEN PERMISSION OF L-COM, INC. IS PROHIBITED.

**RoHS Compliant** ✓

REVISIONS			
REV	DESCRIPTION	DATE	APPROVED
A	INITIAL RELEASE	3/15/13	D.GRIFFIN



**NOTES:**

**MATERIAL:**

SHELL: COLD ROLLED STEEL  
 INSULATOR: THERMOPLASTIC, UL94V-0  
 CONTACTS: BRASS

**FINISH:**

SHELLS: NICKEL PLATE  
 CONTACTS: 30 μIN MIN GOLD OVER NICKEL PLATE

**MISCELLANEOUS:**

ALL DIMENSIONS ARE FOR REFERENCE ONLY  
 COMPONENT SHALL BE INDIVIDUALLY PACKAGED IN ACCORDANCE WITH L-COM SPECIFICATION PS-0031.

UNLESS OTHERWISE SPECIFIED, DIMENSIONS ARE IN INCHES [mm] OVERALL CABLE LENGTH TOLERANCE: ≤12 [305] = +1 [25] / -0 >12 [305] ≤60 [1524] = +2 [51] / -0 >60 [1524] ≤120 [3048] = +4 [102] / -0 >120 [3048] ≤300 [7620] = +6 [152] / -0 >300 [7620] = +3% / -0% ALL OTHER DIMENSIONAL TOLERANCES: .X = ±.2 .XX = ±.02 .XXX = ±.005	APPROVALS DRAWN BY D. DESJARDIN	DATE 12/12/12	45 BEECHWOOD DRIVE NORTH ANDOVER, MA 01845
	CHECKED BY D. PARHAM APPROVED BY S. SMITH	1/2/12 1/3/12	
PROJECTION 	CONFIGURATION DETAILS OF UNDIMENSIONED FEATURES MAY VARY		PRODUCT DESCRIPTION CONN USB 2.0 B MALE
COLOR VARIATIONS MAY OCCUR	SIZE <b>A</b>	FSCM NO. <b>43321</b>	DWG. NO. USBCN2.0-B
1AA05-004	SCALE: NONE	CAD FILE: USBCN2.0-B.SLDDRW	REV. <b>A</b> SHEET 1 OF 1