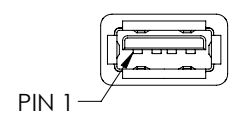
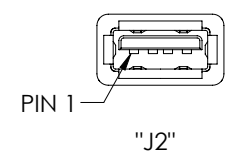
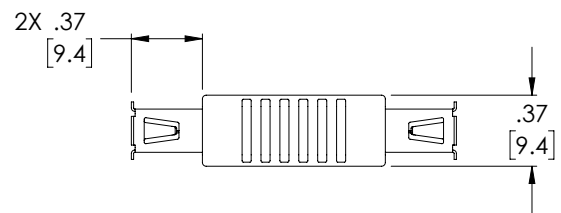
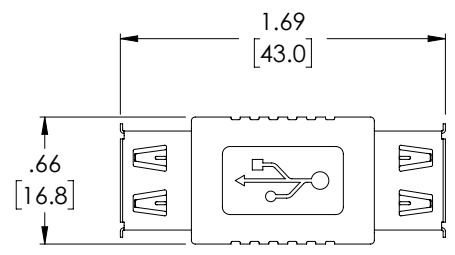
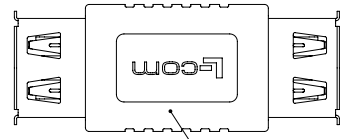


THE INFORMATION CONTAINED IN THIS DRAWING IS THE SOLE PROPERTY OF L-COM, INC. ANY REPRODUCTION IN PART OR WHOLE WITHOUT THE WRITTEN PERMISSION OF L-COM, INC. IS PROHIBITED.

REVISIONS			
REV	DESCRIPTION	DATE	APPROVED
A	REV A DRAWING RELEASED	01/18/2019	SLI



"J1"  
2X, USB 2.0 TYPE A RECEPTACLE  
CONTACTS: 30μ INCHES  
GOLD PLATING



PVC MOLDED HOOD  
WITH 360° FOIL SHIELD  
COLOR: BLACK

WIRING MAP	
"J1"	"J2"
1	1
2	2
3	3
4	4
SHELL	SHELL

- NOTES:**
- ADAPTER SHALL BE TESTED FOR CONTINUITY.
  - ADAPTER SHALL BE INDIVIDUALLY PACKAGED IN ACCORDANCE WITH L-COM SPECIFICATION PS-0031.

**REGULATORY COMPLIANCE:**  
CE2011/65/EU (RoHS DIRECTIVE)

UNLESS OTHERWISE SPECIFIED, DIMENSIONS ARE IN INCHES [mm] OVERALL CABLE LENGTH TOLERANCE: ≤12 [305] = +1 [25] / -0 >12 [305] ≤60 [1524] = +2 [51] / -0 >60 [1524] ≤120 [3048] = +4 [102] / -0 >120 [3048] ≤300 [7620] = +6 [152] / -0 >300 [7620] = +5% / -0% ALL OTHER DIMENSIONAL TOLERANCES: .X = ±.2 [5.08] .XX = ±.02 [5.1] .XXX = ±.005 [1.3]	APPROVALS DRAWN BY SLI	DATE 08/20/2018		50 HIGH STREET NORTH ANDOVER, MA 01845		
	CHECKED BY BZHANG	DATE 08/20/2018		CATEGORY USB		
	APPROVED BY SPAN	DATE 08/20/2018	PRODUCT DESCRIPTION ADPT, USB 2.0 A-F/A-F			
	PROJECTION 	CONFIGURATION DETAILS OF UNDIMENSIONED FEATURES MAY VARY	COLOR VARIATIONS MAY OCCUR	SIZE <b>A</b>	FSCM NO. <b>43321</b>	DWG. NO. <b>U2C00049</b>

SCALE: NONE CAD FILE: U2C00049.SLDDRW SHEET 1 OF 1