



Off Delay Plug-In Timer

CFB

Specifications

Electrical

Input Voltage:

24 to 120VAC, $\pm 10\%$, 50/60Hz.
24 to 125VDC $\pm 10\%$, Filtered or Full Wave

Time Delays:

Type: Adjustable or Factory Fixed
Range: 50 Milliseconds to 24 Hours
Repeat Accuracy: $\pm 0.2\%$ of Time Range or ± 10 Milliseconds, Whichever is Greater
Fixed Time Accuracy: $\pm 5\%$ Worst Case

Reset Times:

During Timing: 50 Milliseconds, Typical
After Timing: 50 Milliseconds, Typical

Protection:

Varistor and/or R-C Network

Power Consumption:

5VA
Output Relay: 10 Amps @ 120/240VAC
500,000 Full Load Electrical Cycles
50,000,000 Mechanical Cycles

U.L. Ratings:

6.5 Amps, 1/3 HP, 125VA @ 240VAC
7 Amps, 1/6 HP, 125VA @ 120VAC

Physical

Mounting:

Plug-In

Termination:

8 or 11 Pin & Blade Base

Packaging:

Dust Cover

Weight:

7 Oz.
Ambient Temperatures
Operating: -10°C to 65°C
U.L. Operating: -10°C to 40°C
Storage: -10°C to 85°C



Ordering Information

CFB - 115A - 2 - 10S

R-K Model

Input Voltages

24D - 24VDC
125D - 125VDC
24A - 24VAC
115A - 115VAC

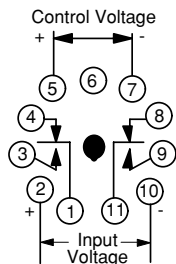
Adjustments

- 1 - Fixed (specify time) (DPDT-11 Pin)
- 1B - Fixed (specify time) (DPDT-11 Blade)
- 2 - Knob On Top (DPDT-11 Pin)
- 2B - Knob On Top (DPDT-11 Blade)
- 3 - Knob On Top (DPDT-11 Pin)
- 4 - Fixed (specify time) (DPDT-11 Pin)
- 5 - Knob On Top (DPDT-11 Pin)
- 7 - Knob On Top (SPDT-8 Pin)
- 8 - Knob On Top (SPDT-8 Pin) (UL Pending)

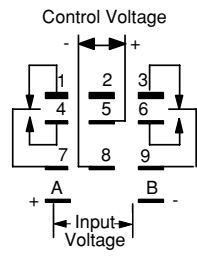
Time Delays

- 0.5S - 0.05 to 0.5 Sec.
- 1S - 0.05 to 1 Sec.
- 5S - 0.05 to 5 Sec.
- 10S - 0.1 to 10 Sec.
- 30S - 0.3 to 30 Sec.
- 1M - 0.6 Sec. to 1 Min.
- 2M - 1.2 Sec. to 2 Min.
- 3M - 1.8 Sec. to 3 Min.
- 5M - 3 Sec. to 5 Min.
- 10M - 6 Sec. to 10 Min.
- 20M - 12 Sec. to 20 Min.
- 30M - 18 Sec. to 30 Min.
- 1H - 36 Sec. to 1 Hr.
- 5H - 3 Min. to 5 Hr.
- 24H - 14.4 Min to 24 Hr.

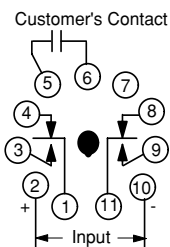
Connections



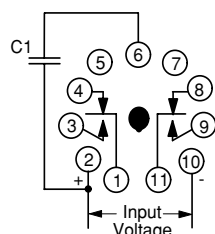
Adj. Code 1 & 2



Adj. Code 1B & 2B

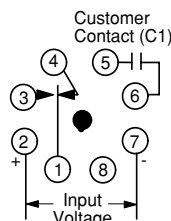
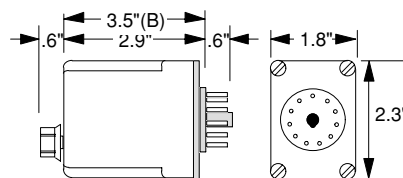


Adj. Code 3

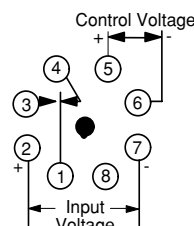


Adj. Code 4 & 5

Dimensions



Adj. Code 7



Adj. Code 8

- Digital CMOS Design
- 10 Amp, DPDT
- $\pm 0.2\%$ Repeatability
- Transient Protected
- Timing Ranges Up to 24 Hours
- Control Voltage on Customer Contact



Operation

Off Delay

When input voltage is available, closure of the customer supplied contact (C1) or application of the control voltage will energize the internal relay. When the contact is opened or control voltage removed, the timing cycle begins. At the end of the timed period, the relay will be de-energized. Re-closure of the contact or control voltage during the timing cycle will reset the timer. The CFB resets when the control contact (C1) is re-closed or the control voltage is re-applied. For "True Off Delay" (No Power) see the COB on page 44.

