




Terminals & Splices > Crimp Wire Pins, Tabs & Ferrules



Crimp Wire Terminal Type: **Ferrule**

Compatible Insulation Diameter Range: **2.9 mm [.114 in]**

Wire Size: **2050 CMA**

Features

Product Type Features

Sealable	No
Compatible With Discrete Wire Type	Stranded

Configuration Features

Compatible With Wire & Cable Type	Discrete Wire
-----------------------------------	---------------

Body Features

Primary Product Color	Red
-----------------------	-----

Contact Features

Contact Mating Area Length	6 mm[.234 in]
Crimp Wire Terminal Type	Ferrule
Barrel Type	Closed
Terminal Plating Material	Tin
Terminal Orientation	Straight

Mechanical Attachment

Wire Insulation Support	Without
-------------------------	---------

Dimensions

--	--



2-Wire Size	17 AWG
Strip Length	8 mm[.315 in]
Compatible Insulation Diameter Range	2.9 mm[.114 in]
Wire Size	2050 CMA
Barrel Inside Diameter	3 mm[.117 in]
Terminal Material Thickness	.15 mm[.005 in]
Overall Product Length	12 mm[.472 in]

Usage Conditions

Insulation Option	Partially Insulated
Operating Temperature Range	105 °C[221 °F]

Packaging Features

Packaging Quantity	500
Packaging Method	Bag

Product Compliance

For compliance documentation, visit the product page on TE.com>

EU RoHS Directive 2011/65/EU	Compliant
EU ELV Directive 2000/53/EC	Compliant
China RoHS 2 Directive MIIT Order No 32, 2016	No Restricted Materials Above Threshold
EU REACH Regulation (EC) No. 1907/2006	Current ECHA Candidate List: JAN 2024 (240) Candidate List Declared Against: JUNE 2023 (235) Does not contain REACH SVHC
Halogen Content	Low Halogen - Br, Cl, F, I < 900 ppm per homogenous material. Also BFR/CFR/PVC Free
Solder Process Capability	Not applicable for solder process capability

Product Compliance Disclaimer

This information is provided based on reasonable inquiry of our suppliers and represents our current actual knowledge based on the information they provided. This information is subject to change. The part numbers that TE has identified as EU RoHS compliant have a maximum concentration of 0.1% by weight in homogenous materials for lead, hexavalent chromium, mercury, PBB, PBDE, DBP, BBP, DEHP, DIBP, and 0.01% for cadmium, or qualify for an exemption to these limits as defined in the Annexes of Directive 2011/65/EU (RoHS2). Finished electrical and electronic equipment products will be CE marked as required by Directive 2011/65/EU. Components may not be CE marked. Additionally, the part numbers that TE has identified as EU ELV compliant have a maximum concentration of 0.1% by weight in homogenous materials for lead, hexavalent chromium, and mercury, and 0.01% for cadmium, or qualify for an exemption to these limits as defined in the Annexes of Directive 2000/53/EC (ELV). Regarding the REACH Regulation, the information TE provides



on SVHC in articles for this part number is based on the latest European Chemicals Agency (ECHA) ‘Guidance on requirements for substances in articles’ posted at this URL: <https://echa.europa.eu/guidance-documents/guidance-on-reach>

Compatible Parts



TE Part # 539660-1
ADERENDHUELSEN (Ferrule) Crimp Tool



TE Part # 7-1579014-0
HT FOR CABLE-END SLEEVES 0,08-10




TE Part # 2-1579001-3
CSE10-AE22 CRIMP HEAD




TE Part # 1SET191003R0000
FER-SE-HT

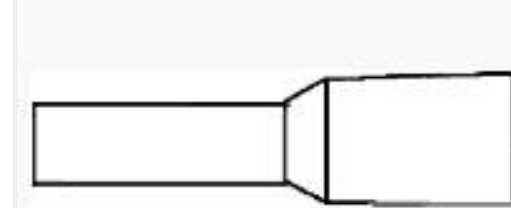
Customers Also Bought




TE Part #3-640441-4
04P MTA100 CONN ASSY WHT



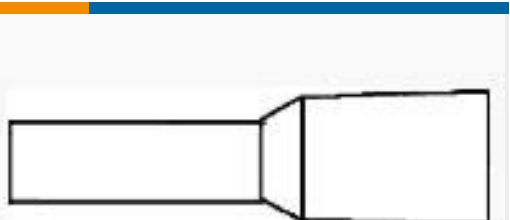
TE Part #292303-5
Std USB Type A, R/A, T/H, Natural




TE Part #966067-4
FER,WIRE,PL SLV,.75/18,L6,GREY,LP



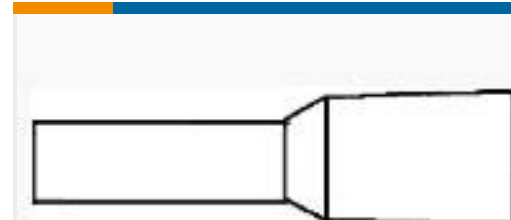
TE Part #770026-1
04P UMNLI IN-LINE CAP HSG KIT




TE Part #966066-1
FER,WIRE,PL SLV,.25/24,L6,LIGHT-BLUE,LP



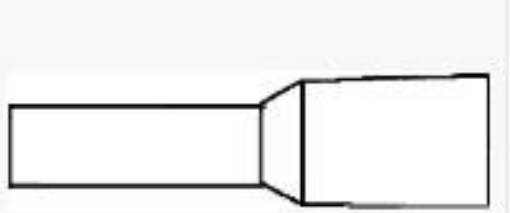
TE Part #165008
PLASTI-GRIP, SPADE 22-16 8




TE Part #966066-3
FER,WIRE,PL SLV,.34/22,L6,TURQOISE,LP



TE Part #180352-2
FF 250 TAB 4-6MM2 PTBR



TE Part #966144-3
FER,WIRE,DBL,PL SLV,.75/18,L10,GREY,LP



TE Part #1-2213772-5
AV22 SPM 3A MOVE RING LED GREEN 24V

Documents

Product Drawings
FER,WIRE,PL SLV,1.00/18,L6,RED,LP
English



CAD Files

3D PDF

English

Customer View Model

ENG_CVM_966067-8_B1.2d_dxf.zip

English

Customer View Model

ENG_CVM_966067-8_B1.3d_igs.zip

English

Customer View Model

ENG_CVM_966067-8_B1.3d_stp.zip

English

By downloading the CAD file I accept and agree to the [Terms and Conditions](#) of use.

Datasheets & Catalog Pages

Wire Ferrules

English

WIRE END FERRULES

English

Agency Approvals

CSA Certificate

English