

Labeling systems



Introduction to the labeling systems

Information	4–5
The history of labeling	6–7
How it's done...	8–9
Labeling everything with one software package...	10–11
European Standard EN 60204 (VDE 0113 Part 1)	12

Labeling systems

Labeling of single wires, cables, conduits and media hoses	13–58
– Overview label sleeves / label holders	14–15
– Overview of labels	16–17
– Combinations of label holders and labels in application	18–19
– Selection table / assignment table	20–25
– Engraving material for single wires, cables, conduits and media hoses	58
Terminal block labeling	59–88
– Overview of terminal block makers	60–61
– Overview of labels	62–63
Component and component location labeling	89–136
– Overview of device manufacturers	90–91
– Overview of labels	92–93
– Overview of label holders	94–95
– Engraving material for component and component location labeling	135–136
Labeling of push-buttons and signal lamps	137–152
– Overview of push-button and signal lamp makers	138
– Overview of labels and label holders	139
– The five label types for push-buttons and signal lamp labeling	140–143
System labeling	153–156
– Overview of system labeling	154
– Engraving material for component and component location labeling	156

Software and labeling systems

Software	157–162
– Labeling everything with one software package: ACS-Gold Studio / new functions	158–161
Labeling systems	163–200
– Overview labeling systems	164–165
– Which labeling system for which application / system descriptions	166–171
– Engraving material and engraving tools - information, practical tips and warnings	172–174
– Plotter systems and accessories	175–184
– Engraving option and laser option for MVPS-G3	178–179
– ST-Mark Thermal lamination system and accessories	185–187
– CAM engraving system and accessories	188–199

Accessories


– Overview	202–203
– AMS system accessories	204
– ACS function tools / tools	205
– Cable ties	212–213
– Screw and tape holder / ASI snap	214–216
– Cable tie rail	214–217
– Spiral tape	218
– S-hooks	219

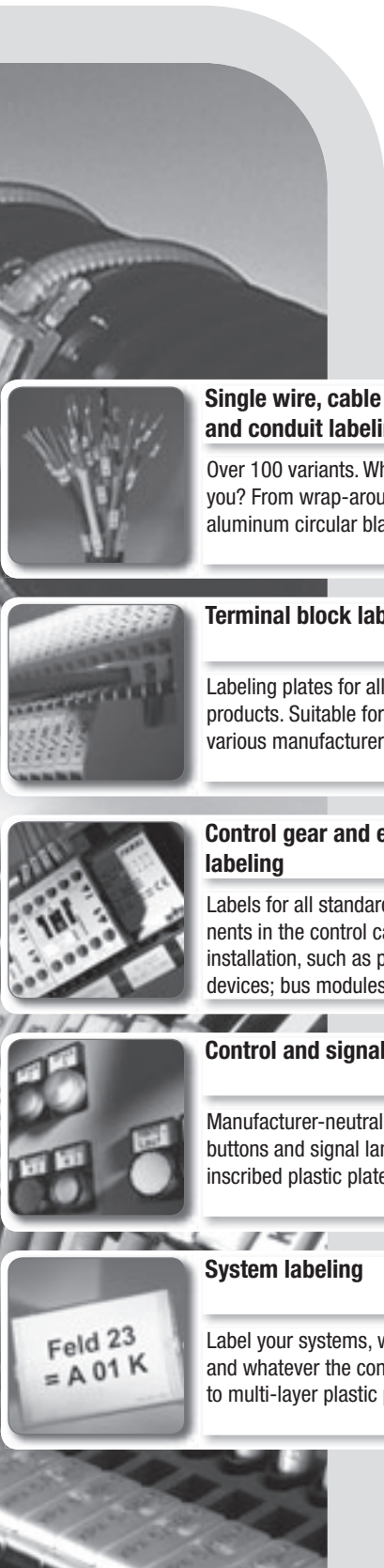
Appendix

Labeling service	221–224
Material properties	225–228
Sales agencies	230–231
Type index	236



Information





Single wire, cable and conduit labeling

Over 100 variants. Which one is right for you? From wrap-around labels to inscribed aluminum circular blanks.

Page 13



Terminal block labeling

Labeling plates for all standard clamping products. Suitable for terminal blocks from various manufacturers.

Page 59



Control gear and equipment location labeling

Labels for all standard electronic components in the control cabinet and within an installation, such as protective devices; bus modules, etc.

Page 89



Control and signal unit labeling

Manufacturer-neutral labeling of push-buttons and signal lamps. From stickers to inscribed plastic plates.

Page 137



System labeling

Label your systems, wherever they are used and whatever the conditions. From stickers to multi-layer plastic plates.

Page 153



Software ACS Gold Studio

The Windows/Unicode-compatible software allows for the production and processing of labeling data.

Page 157



Labeling systems

From transportable plotters for the service field to stationary plotters and thermal lamination systems and engraving machines.

Page 163



Accessories

Little aids to make the work go easier.

Page 202



Labeling and fitting service

We inscribe labels plates, sheet labels and Duomatt labels and will fit them into label sleeves by request.

Page 221



Material properties

Properties and test procedures for materials used.

Page 225




Appendix / Type index


Our branch offices and representations in Germany and abroad, as well as an index of all type classifications used in the catalogue.

Page 230



The history of labeling





Since the requirement for labeling electrical components and wiring began, there has been a continuous and changing demand for cost-effective, time-saving and flexible methods of manufacturing them, even as systems have become more and more complex. For the makers of labeling systems, the challenge has been to keep coming up with new and innovative ideas.

Some years ago Murrplastik Systemtechnik GmbH developed a fast and simple labeling system for use on systems and components. It uses pre-printed ident inserts (with individual letters, numbers and symbols), and various sleeves and holders into which the characters are pushed.

With this method of labeling only a few components are required to achieve rapid, clean and durable results. The secret of the low component requirement lies with the fixed typeface on pre-printed label lettering for which a large number of different holders has been created. As far back as 1986, the existing system was

enhanced by computer-aided labeling software and hardware.


The advent of this new software and hardware brought the added speed and flexibility of being able to make labels to order directly on-site. Over the last few years user software has taken on a different complexion. User software has evolved to include various options such as engraving, printing, lasing and plotting. Connections to upstream CAD/CAE systems facilitate fault-free data transfer to the output devices.

A constantly growing range of materials makes it easier to adapt to today's label requirements.

To sum up, the original hand-written (barely legible) label has evolved into a universal labeling system designed to meet all labeling requirements and to enable us to achieve our objective of saving you time.



How it's done



Manual entry by keyboard



Porty P300

The compact and convenient labeling system for on-site labeling.



MVPS-G3 plotter

The plotter family in three sizes for label plates, Duomatt and sheet labels.




Laser option

ACS Software



Transfer from CAD-/CAE system



INPUT

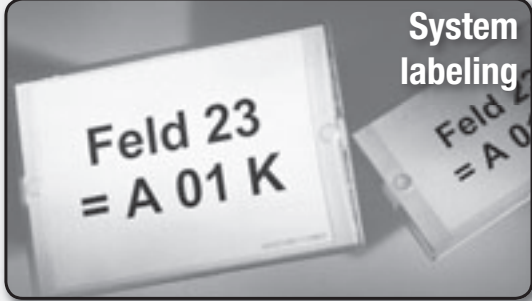
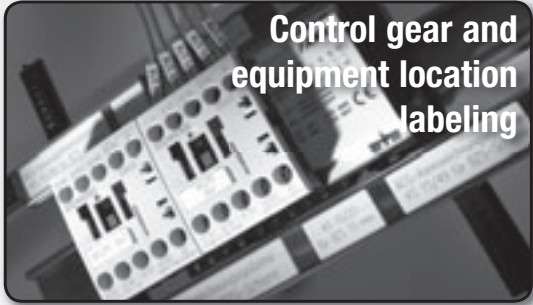


OUTPUT




Office printer

Inscribe paper and plastic labels using laser, inkjet or dot matrix printers.





APPLICATION


ST Mark 

The thermal lamination system for high labeling volumes and abrasion resistance.



Engraving option 


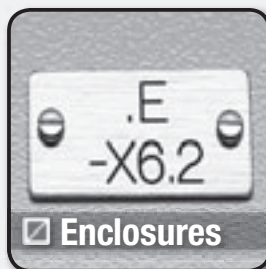





CAM complete systems 

For fine mechanical engraving on materials with two or more layers.



Labeling everything with one software package





Modern labeling uses colors, numbers, symbols or plain text to improve communication between man and machine. It facilitates safe use of equipment.

The "ACS Gold Studio" universal labeling software is a fast and straightforward means to generate text, numbers, graphics or symbols quickly, easily and in-house and printing them on neutral label holders. Its integrated symbol database provides standardized symbols used in electrics, mechanics, hydraulics and pneumatics.

Other symbols of your choice can be added to the database using the editing function.

A CAD interface module connects the application to the E-CAE or to other planning systems, allowing rapid and accurate data transfer of function texts, wiring diagrams, terminal block or operating resource lists and machine schedules. A CAD interface generator supports the user in the creation of individual interfaces with existing software.

Utilities are provided to allow data to be freely assigned to the required labeling materials. Manipulation of text and color attributes can be tailored to requirements at a click of the mouse.

The Labeling Systems chapter details all Murrplastik labeling systems and how they are optimized for your individual labeling needs. All Windows-based output devices are also supported.

That means that your labeling station can assume a central position in company-wide labeling tasks.



Meeting the standard



European Standard EN 60204 (VDE 0113 Part 1)

... specifies that wires, cables, components and terminals must be clearly identified.

The identification must also be clearly visible and legible. Murrplastik's labeling system fulfils all of these requirements.

The Murrplastik labeling system facilitates the labeling of single wires, cables, terminal blocks, control gear, push-buttons, signal lamps and components, irrespective of make and type.



The labeling can be done manually with the Ademark system, or by means of the computer generated ACS system. Data transfer routines for



CAD/CAE packets support the project-specific transfer of labeling information.


**Murrplastik
is the independent
manufacturer of
labeling systems.**

Labeling of single wires, cables and conduits






Labeling of single wires, cables and conduits



Label Sleeves KT

Standard sleeves in various lengths.
Push-on mounting.


Page 26



Label Sleeves KT (sold by the meter)

Standard sleeves to be cut to length.
Push-on mounting.

Page 28



Label KT-B

Soft sleeves in various lengths.
Push-on mounting.

Page 29



Label Sleeves KT-B (sold by the meter)

Soft sleeves to be cut to length.
Push-on mounting.

Page 31



Label sleeves KTH halogen free

Halogen-free sleeves in various lengths.
Push-on mounting.

Page 32



Overview label sleeves / label holders



Label Sleeves KTH/Q

Halogen-free, self-extinguishing sleeves in various lengths.
Push-on mounting. Page 34




Label sleeves KTH/Q (sold by the meter)

Halogen-free, self-extinguishing sleeves to be cut to length. Push-on mounting. Page 36





KM Label holder

Standard sleeves in various lengths.
Cable tie mounting. Page 37





KM Label holder (sold by the meter)

Standard sleeves to be cut to length.
Cable tie mounting. Page 38


Label holder KM-B

Soft sleeves in various lengths.
Cable tie mounting. Page 39






KMH label holder

Halogen-free sleeves in various lengths.
Cable tie mounting. Page 40



KMH/Q label holder

Halogen-free, self-extinguishing sleeves in various lengths.
Cable tie mounting. Page 41


Sealing plug KM

Protects the label holder against coolants, lubricants and cleaning agents. Page 42

ASI-Snap label holder

Mounting clip for laying the ASI bus cable and to held one KM4/.. label holder. Page 43





KTN label holder

Label holder for retrofitting. Page 44






Labeling of single wires, cables and conduits





Overview of labels



BK labels

Pre-inscribed labels for assembly or minor inscription volumes.



Page 45

KS Label plate (single-line)

Available in various lengths and colors. Various holding adapters to allow universal application.



Page 48

KS Label plate (divisible)

Available in various lengths and colors. Arranged for convenient overview of objectives and counter-objectives.



Page 50

KS label plate (multi-line)

For multi-line inscription. Various holding adapters to allow universal application.



Page 51

KSO label plate

For multi-line inscription. Various holding adapters to allow universal application.


Page 52

KDE label plate

Label plates for direct labeling of single wires.

Page 53




KSE label plate

Label plates for direct labeling of single wires.


Page 54




KSN label plate

Labels for post-installation labeling of single wires.


Page 55

BS label plate

For multi-line cable inscription. The labels are installed using cable ties.


Page 56




ESL label plate

Self-laminating labels on an A4 sheet for cable labeling.


Page 57

Engraving material

Label plates made of two or more layer plastic or aluminum. Available in many sizes and colors.

Page 58





Labeling of single wires, cables and conduits

Holder: KT / Label: KS



Holder: KT4..B / Label: KS



Holder: KTH / Label: KS



Holder: KM3 / Label: KS



Holder: KM4 / Label: KS



Holder: KM4..B / Label: KS



Holder: KM9..B / Label: KSO




Holder: KM15 / Label: KS




Holder: KMH9 / Label: KS




Holder: BS1 / Label: Paper




Holder: BS2 / Label: KS



Holder: BS3 / Label: BS5



Combinations of label holders and labels in application

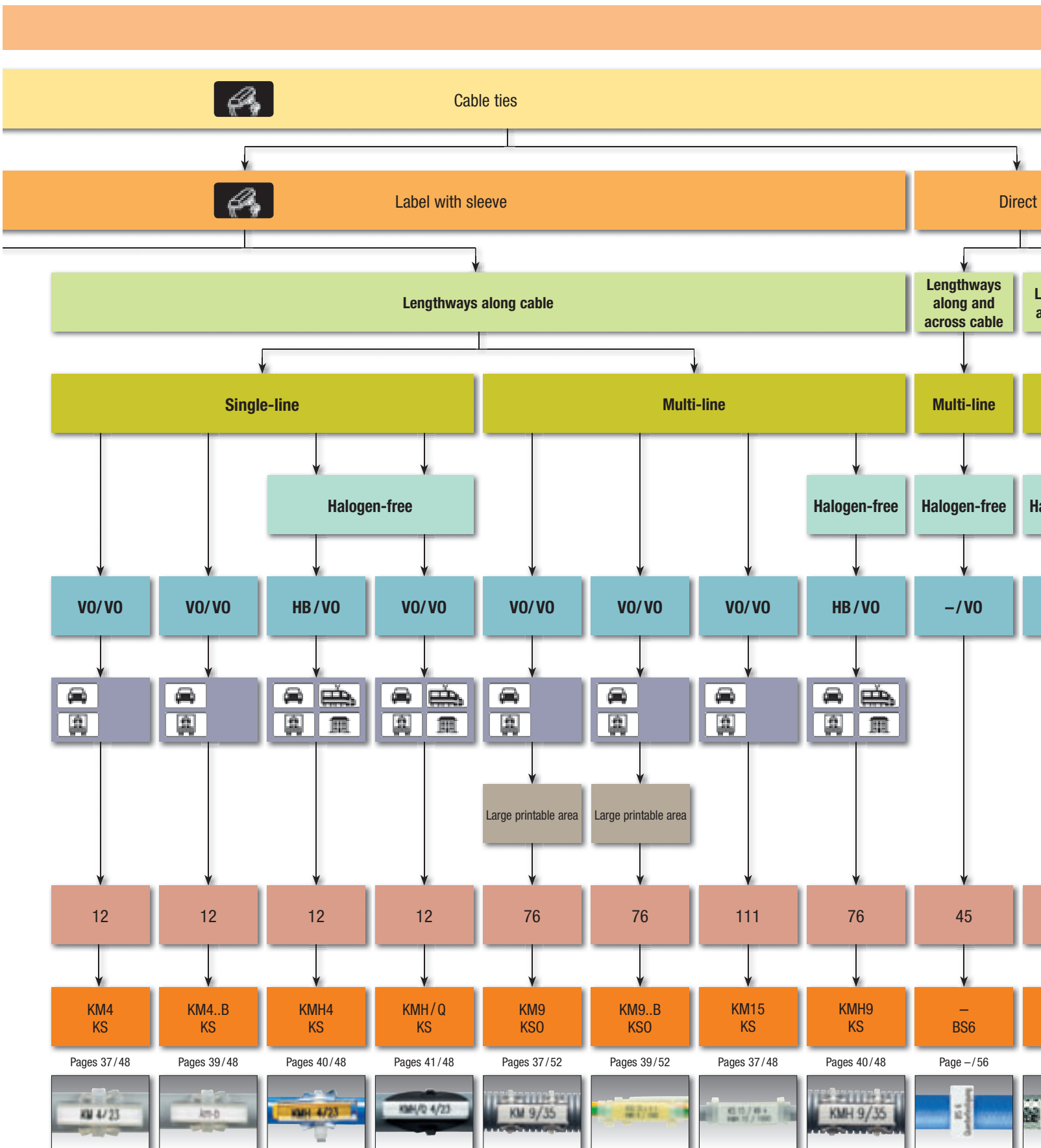


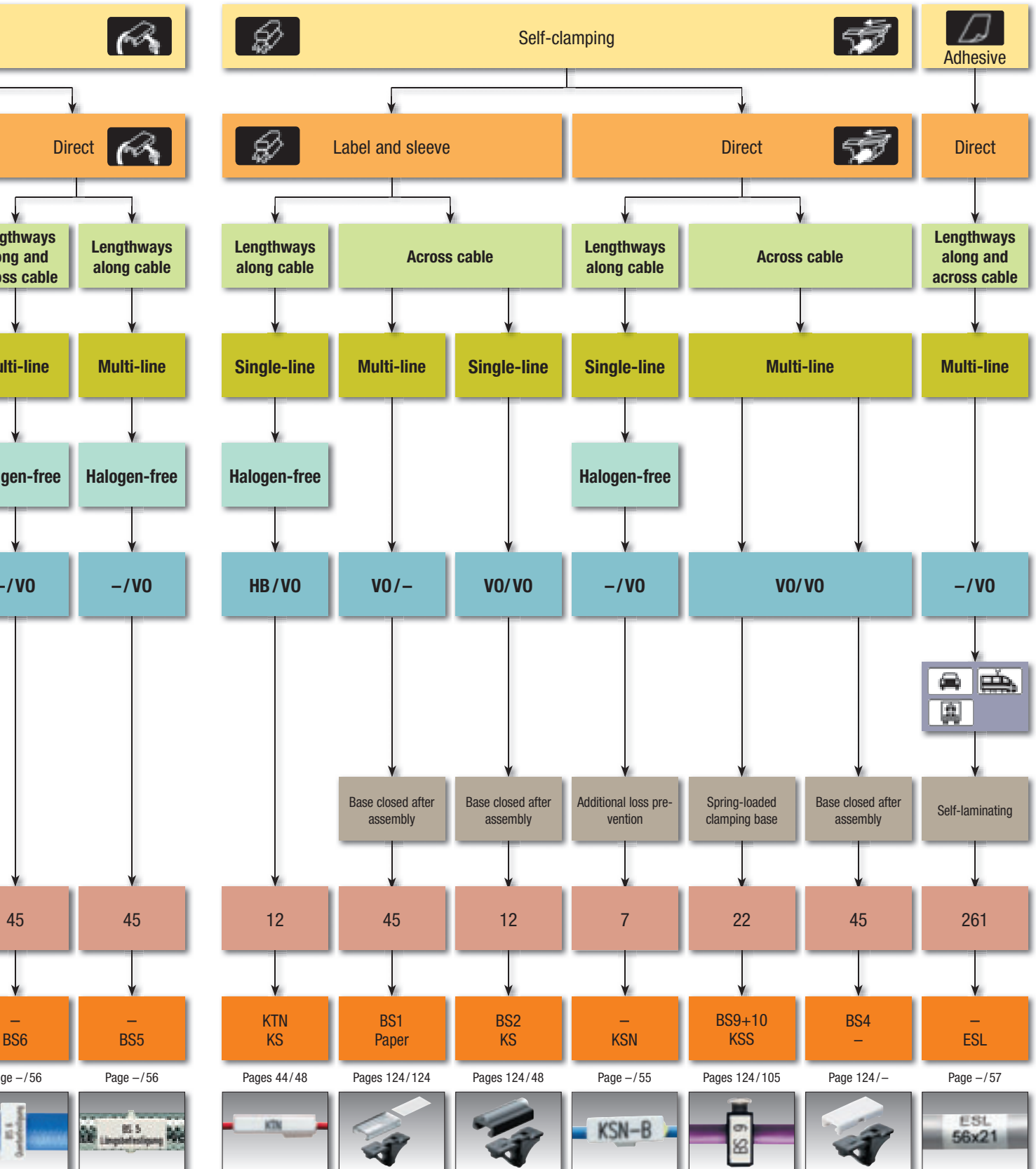


Labeling of single wires, cables and conduits

Selection table

Installation method	Push-on sleeve						
Method of labeling	Label with sleeve			Direct			
Direction of fastener	Lengthways along cable			Lengthways along cable			Across cable
Inscription	Single-line			Single-line			Single-line
Material properties	Halogen-free			Halogen-free			
Fire classification according to UL carrier/plate	VO/VO	VO/VO	HB/VO	VO/VO	-/VO	-/VO	VO/VO
Product approvals							
Specific features				High packing density			Small printable area
Number of characters: (font size 24)	16	16	16	16	8	10	6
Type of label holder Type of label plate	KT KS	KT4..B KS	KTH KS	KTH/Q KS	- KDE	- KSE	KM3 KS
	Pages 26 / 48	Pages 29 / 48	Pages 32 / 48	Pages 34 / 48	Page - / 53	Page - / 54	Pages 37 / 48







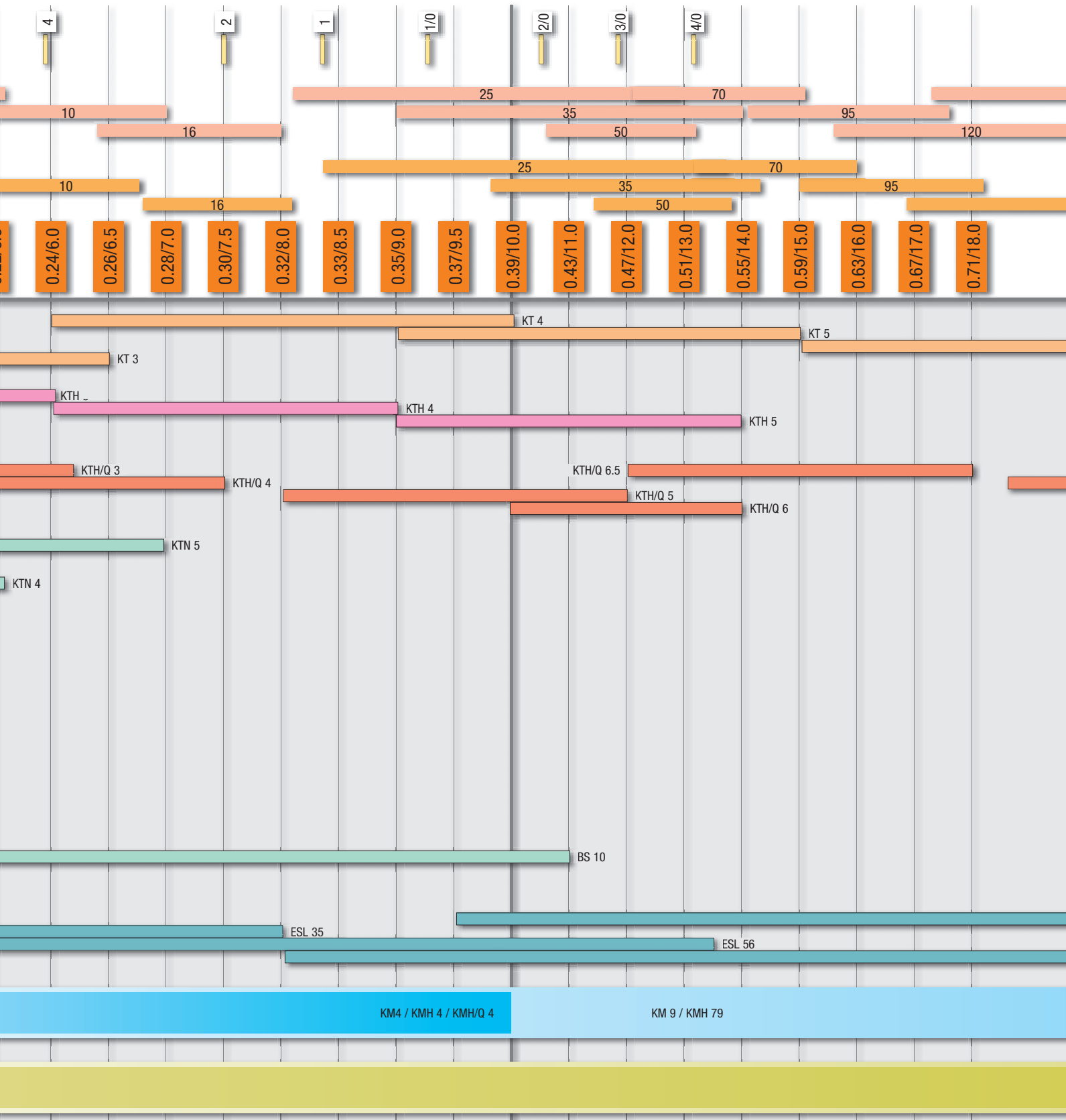
Labeling of single wires, cables and conduits

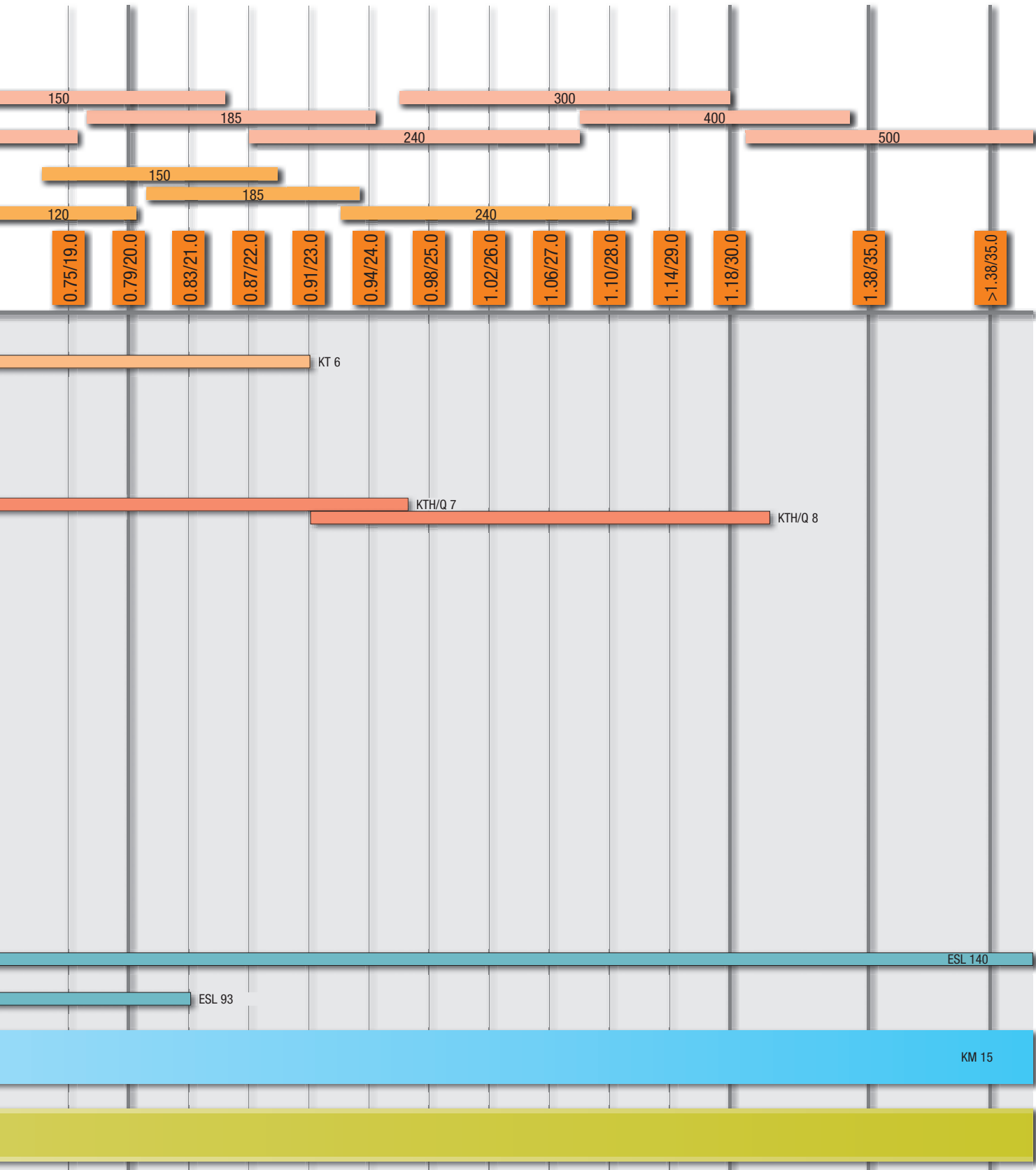
Assignment table

Nominal diameter AWG	26	24	22	20	18	16	14	12	10	8	6			4
Nominal diameter in mm ² H05/07Z-U								0.5	0.75	1.5	2.5	4	6	10
Nominal diameter in mm ² H05/07V-K								0.5	0.75	1.5	2.5	4	6	10
Core diameter in inch/mm	0/0	0.02/0.5	0.04/1.0	0.06/1.5	0.08/2.0	0.10/2.5	0.12/3.0	0.14/3.5	0.16/4.0	0.18/4.5	0.20/5.0	0.22/5.5	0.24/6.0	
KT / KTB					KT 0	KT 1				KT 2				
KTH					KTH 0	KTH 1	KTH 1.5	KTH 2						KTH 3
KTH / Q					KTH/Q 0	KTH/Q 1	KTH/Q 1.5	KTH/Q 2						KTH/Q 3
KTN						KTN 1	KTN 2				KTN 3			KTN 4
KDE						KDE 1 / KDE 11		KDE 2 / KDE 21						
KSE							KSE 4/10 - 0.75	KSE 4/10 - 1.5	KSE 4/18 - 1.5					
KSN							KSN A	KSN B	KSN C					
BS 9 / BS 10													BS 9	
ESL												ESL 20		
KM / KMH / KMQ														
BS 5 / BS 6														

Depends on length of cable tie
(cable tie width max. 0.12 in. (3 mm))

Depends on length of cable tie
(cable tie width max. 0.12 in. (3 mm))







Labeling of single wires, cables and conduits

Label sleeves KT (standard sleeve)



-40 to 140 °F



PVC



VO

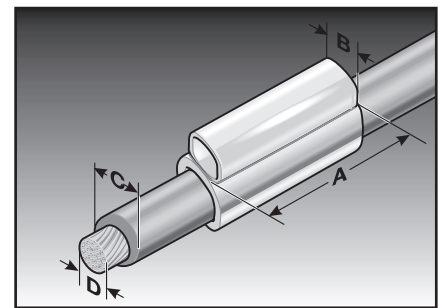




Standard label sleeve

High-quality, fully transparent label sleeves for labeling wires, cables and conduits. They hold the characters (BK) and the ACS labels type KS or DM.

- Application range from 0.0003 sq.in. to 0.186 sq.in. is covered through 7 size variants
- The sleeves come in different lengths

The special KT 2/20x9 or KT 2/35x9 sleeves are for multi-line single wire labeling. They hold the ACS labels type KSO or DM 9...



Type	Order no.	Application range from – to inch	Core cross section * from – to mm ²	for label plate	Maximum characters BK23/BK30	Pack qty.
Sleeve length 0.47 in. (12 mm) (A)		(C)	(D)	(B)	(B)	
KT 0/12	86201210	0.05–0.08	0.22–0.5	KS 4/12; DM 4...	5/4	2000
KT 1/12	86201212	0.07–0.10	0.5–1.0	KS 4/12; DM 4...	5/4	2000
KT 2/12	86201214	0.10–0.16	0.75–2.5	KS 4/12; DM 4...	5/4	2000
KT 3/12	86201216	0.16–0.26	2.5–6.0	KS 4/12; DM 4...	5/4	1000
KT 4/12	86201218	0.24–0.39	10.0–25.0	KS 4/12; DM 4...	5/4	1000
KT 5/12	86201220	0.35–0.59	25.0–50.0	KS 4/12; DM 4...	5/4	1000
KT 6/12	86201222	0.59–0.91	50.0–120.0	KS 4/12; DM 4...	5/4	500
Sleeve length 0.71 in. (18 mm) (A)		(C)	(D)	(B)	(B)	
KT 0/18	86201810	0.05–0.08	0.22–0.5	KS 4/18; DM 4...	7/6	2000
KT 1/18	86201812	0.07–0.10	0.5–1.0	KS 4/18; DM 4...	7/6	2000
KT 2/18	86201814	0.10–0.16	0.75–2.5	KS 4/18; DM 4...	7/6	2000
KT 3/18	86201816	0.16–0.26	2.5–6.0	KS 4/18; DM 4...	7/6	1000
KT 4/18	86201818	0.24–0.39	10.0–25.0	KS 4/18; DM 4...	7/6	1000
KT 5/18	86201820	0.35–0.59	25.0–50.0	KS 4/18; DM 4...	7/6	750
KT 6/18	86201822	0.59–0.91	50.0–120.0	KS 4/18; DM 4...	7/6	300
Sleeve length 0.91 in. (23 mm) (A)		(C)	(D)	(B)	(B)	
KT 0/23	86202310	0.05–0.08	0.22–0.5	KS 4/23; DM 4...	10/7	2000
KT 1/23	86202312	0.07–0.10	0.5–1.0	KS 4/23; DM 4...	10/7	2000
KT 2/23	86202314	0.10–0.16	0.75–2.5	KS 4/23; DM 4...	10/7	1000
KT 3/23	86202316	0.16–0.26	2.5–6.0	KS 4/23; DM 4...	10/7	1000
KT 4/23	86202318	0.24–0.39	10.0–25.0	KS 4/23; DM 4...	10/7	1000
KT 5/23	86202320	0.35–0.59	25.0–50.0	KS 4/23; DM 4...	10/7	500
KT 6/23	86202322	0.59–0.91	50.0–120.0	KS 4/23; DM 4...	10/7	250

Label sleeves KT (standard sleeve)

Type	Order no.	Application range from – to inch	Core cross section * from – to mm ²	for label plate	Maximum characters BK23/BK30	Pack qty.
Sleeve length 1.18 in. (30 mm) (A)		(C)	(D)	(B)	(B)	
KT 0/30	86203010	0.05–0.08	0.22–0.5	KS 4/30; DM 4...	13/10	1000
KT 1/30	86203012	0.07–0.10	0.5–1.0	KS 4/30; DM 4...	13/10	1500
KT 2/30	86203014	0.10–0.16	0.75–2.5	KS 4/30; DM 4...	13/10	1000
KT 3/30	86203016	0.16–0.26	2.5–6.0	KS 4/30; DM 4...	13/10	1000
KT 4/30	86203018	0.24–0.39	10.0–25.0	KS 4/30; DM 4...	13/10	500
KT 5/30	86203020	0.35–0.59	25.0–50.0	KS 4/30; DM 4...	13/10	500
KT 6/30	86203022	0.59–0.91	50.0–120.0	KS 4/30; DM 4...	13/10	200
Multi-line inscription						
Sleeve length 0.79 in. (20 mm) (A)		(C)	(D)	(B)	(B)	
KT 2/20x9	86202050	0.10–0.16	0.75–2.5	KSO 20x9; DM 9...	-	1000
Sleeve length 1.38 in. (35 mm) (A)		(C)	(D)	(B)	(B)	
KT 2/35x9	86203550	0.10–0.16	0.75–2.5	KSO 35x9; DM 9...	-	500

* Single wire type H05/07V-K

KT-B label sleeves



-40 to 140 °F



PVC



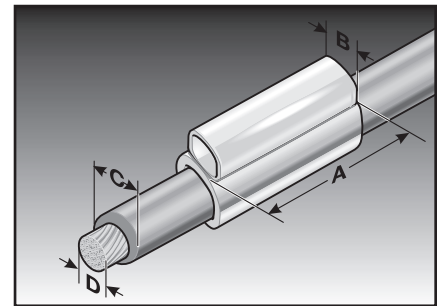


V0



Standard flexible label sleeve

High-quality, blue-coloured flexible label sleeves for labeling wires, cables and conduits. They hold the characters (BK) and the ACS labels type KS or DM.

- Application range from 0.0003 sq.in. to 0.186 sq.in. is covered through 7 size variants
- The sleeves come in different lengths



Type	Order no.	Application range from – to inch	Core cross section * from – to mm ²	for label plate	Maximum characters BK23/BK30	Pack qty.
Sleeve length 0.47 in. (12 mm) (A)						
		(C)	(D)	(B)	(B)	
KT 0/12B	86201260	0.05–0.08	0.22–0.5	KS 4/12; DM 4...	5/4	2000
KT 1/12B	86201262	0.07–0.10	0.5–1.0	KS 4/12; DM 4...	5/4	2000
KT 2/12B	86201264	0.10–0.16	0.75–2.5	KS 4/12; DM 4...	5/4	2000
KT 3/12B	86201266	0.16–0.26	2.5–6.0	KS 4/12; DM 4...	5/4	1000
KT 4/12B	86201268	0.24–0.39	10.0–25.0	KS 4/12; DM 4...	5/4	1000
KT 5/12B	86201270	0.35–0.59	25.0–50.0	KS 4/12; DM 4...	5/4	1000
KT 6/12B	86201272	0.59–0.91	50.0–120.0	KS 4/12; DM 4...	5/4	500
Sleeve length 0.71 in. (18 mm) (A)						
		(C)	(D)	(B)	(B)	
KT 0/18B	86201860	0.05–0.08	0.22–0.5	KS 4/18; DM 4...	7/6	2000
KT 1/18B	86201862	0.07–0.10	0.5–1.0	KS 4/18; DM 4...	7/6	2000
KT 2/18B	86201864	0.10–0.16	0.75–2.5	KS 4/18; DM 4...	7/6	2000
KT 3/18B	86201866	0.16–0.26	2.5–6.0	KS 4/18; DM 4...	7/6	1000
KT 4/18B	86201868	0.24–0.39	10.0–25.0	KS 4/18; DM 4...	7/6	1000
KT 5/18B	86201870	0.35–0.59	25.0–50.0	KS 4/18; DM 4...	7/6	500
KT 6/18B	86201872	0.59–0.91	50.0–120.0	KS 4/18; DM 4...	7/6	500
Sleeve length 0.91 in. (23 mm) (A)						
		(C)	(D)	(B)	(B)	
KT 0/23B	86202360	0.05–0.08	0.22–0.5	KS 4/23; DM 4...	10/7	2000
KT 1/23B	86202362	0.07–0.10	0.5–1.0	KS 4/23; DM 4...	10/7	2000
KT 2/23B	86202364	0.10–0.16	0.75–2.5	KS 4/23; DM 4...	10/7	1000
KT 3/23B	86202366	0.16–0.26	2.5–6.0	KS 4/23; DM 4...	10/7	1000
KT 4/23B	86202368	0.24–0.39	10.0–25.0	KS 4/23; DM 4...	10/7	1000
KT 5/23B	86202370	0.35–0.59	25.0–50.0	KS 4/23; DM 4...	10/7	500
KT 6/23B	86202372	0.59–0.91	50.0–120.0	KS 4/23; DM 4...	10/7	250







Labeling of single wires, cables and conduits

KT-B label sleeves

Type	Order no.	Application range from – to inch	Core cross section * from – to mm ²	for label plate	Maximum characters BK23/BK30	Pack qty.
Sleeve length 1.18 in. (30 mm) (A)		(C)	(D)	(B)	(B)	
KT 0/30B	86203060	0.05–0.08	0.22–0.5	KS 4/30; DM 4...	13/10	1000
KT 1/30B	86203062	0.07–0.10	0.5–1.0	KS 4/30; DM 4...	13/10	1500
KT 2/30B	86203064	0.10–0.16	0.75–2.5	KS 4/30; DM 4...	13/10	1000
KT 3/30B	86203066	0.16–0.26	2.5–6.0	KS 4/30; DM 4...	13/10	1000
KT 4/30B	86203068	0.24–0.39	10.0–25.0	KS 4/30; DM 4...	13/10	500
KT 5/30B	86203070	0.35–0.59	25.0–50.0	KS 4/30; DM 4...	13/10	250
KT 6/30B	86203072	0.59–0.91	50.0–120.0	KS 4/30; DM 4...	13/10	250
Sleeve length 2.76 in. (70 mm) (A)		(C)	(D)	(B)	(B)	
KT 0/70B	86207060	0.05–0.08	0.22–0.5	KS 4/70; DM 4...	29/10	500
KT 1/70B	86207062	0.07–0.10	0.5–1.0	KS 4/70; DM 4...	29/10	500
KT 2/70B	86207064	0.10–0.16	0.75–2.5	KS 4/70; DM 4...	29/10	500
KT 3/70B	86207066	0.16–0.26	2.5–6.0	KS 4/70; DM 4...	29/10	500
KT 4/70B	86207068	0.24–0.39	10.0–25.0	KS 4/70; DM 4...	29/10	250
KT 5/70B	86207070	0.35–0.59	25.0–50.0	KS 4/70; DM 4...	29/10	125
KT 6/70B	86207072	0.59–0.91	50.0–120.0	KS 4/70; DM 4...	29/10	100

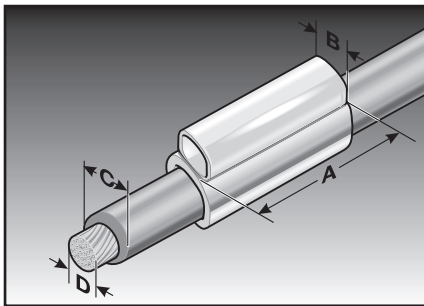


* Single wire type H05/07V-K

KT-B label sleeves (sold by the meter)

-  -40 to 140 °F
-  PVC
-  V0
-  Standard flexible label sleeve

High-quality, blue-coloured flexible label sleeves for labeling wires, cables and conduits. They hold the characters (BK) and the ACS labels type KS or DM.

- Application range from 0.0003 sq.in. to 0.0093 sq.in. is covered through 4 size variants
- Sleeve length as required



Type	Order no.	Application range from – to inch	Core cross section * from – to mm ²	for label plate	Pack m
		(C)	(D)	(B)	(A)
KT 0B sold by the meter	86201060	0.05–0.08	0.22–0.5	KS 4/x; DM 4...	200
KT 1B sold by the meter	86201062	0.07–0.10	0.5–1.0	KS 4/x; DM 4...	200
KT 2B sold by the meter	86201064	0.10–0.16	0.75–2.5	KS 4/x; DM 4...	200
KT 3B sold by the meter	86201066	0.16–0.26	2.5–6.0	KS 4/x; DM 4...	200



Labeling of single wires, cables and conduits

KTH label sleeves (halogen-free)



-40 to 176 °F



EVA



HB

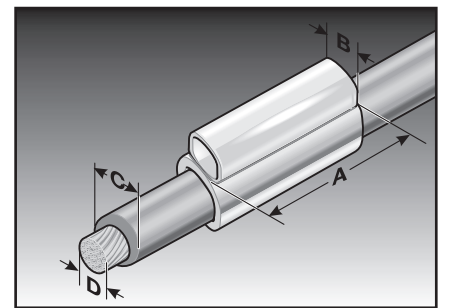



Halogen-free

High-quality, fully transparent, halogen-free label sleeves for labeling wires, cables and conduits. They hold the characters (BK) and the ACS labels type KS or DM.

7 versions are available covering the entire core cross section range from 0.0003 sq.in. to 0.0775 sq.in.

The sleeves come in different lengths.



Type	Order no.	Application range from – to inch	Core cross section * from – to mm ²	for label plate	Maximum characters BK23/BK30	Pack qty.
Sleeve length 0.47 in. (12 mm) (A)						
		(C)	(D)	(B)	(B)	
KTH 0/12	86221210	0.05–0.08	< 0.5	KS 4/12; DM 4...	5/4	2000
KTH 1/12	86221212	0.07–0.09	0.5	KS 4/12; DM 4...	5/4	2000
KTH 1.5/12	86221213	0.08–0.11	0.5–0.75	KS 4/18; DM 4...	5/4	2000
KTH 2/12	86221214	0.10–0.13	0.75–2.5	KS 4/12; DM 4...	5/4	2000
KTH 3/12	86221216	0.14–0.24	2.5–6.0	KS 4/12; DM 4...	5/4	1000
KTH 4/12	86221218	0.24–0.35	10.0–16.0	KS 4/12; DM 4...	5/4	1000
Sleeve length 0.71 in. (18 mm) (A)						
		(C)	(D)	(B)	(B)	
KTH 0/18	86221810	0.05–0.08	< 0.5	KS 4/18; DM 4...	7/6	2000
KTH 1/18	86221812	0.07–0.09	0.5	KS 4/18; DM 4...	7/6	2000
KTH 1.5/18	86221813	0.08–0.11	0.5–0.75	KS 4/18; DM 4...	7/6	2000
KTH 2/18	86221814	0.10–0.13	0.75–2.5	KS 4/18; DM 4...	7/6	2000
KTH 3/18	86221816	0.14–0.24	2.5–6.0	KS 4/18; DM 4...	7/6	1000
KTH 4/18	86221818	0.24–0.35	10.0–16.0	KS 4/18; DM 4...	7/6	1000
KTH 5/18	86221820	0.35–0.55	25.0–35.0	KS 4/18; DM 4...	7/6	500
Sleeve length 0.91 in. (23 mm) (A)						
		(C)	(D)	(B)	(B)	
KTH 0/23	86222310	0.05–0.08	< 0.5	KS 4/23; DM 4...	10/7	1000
KTH 1/23	86222312	0.07–0.09	0.5	KS 4/23; DM 4...	10/7	2000
KTH 2/23	86222314	0.10–0.13	0.75–2.5	KS 4/23; DM 4...	10/7	1000
KTH 3/23	86222316	0.14–0.24	2.5–6.0	KS 4/23; DM 4...	10/7	1000
KTH 4/23	86222318	0.24–0.35	10.0–16.0	KS 4/23; DM 4...	10/7	1000

KTH label sleeves (halogen-free)



Type	Order no.	Application range from – to inch	Core cross section * from – to mm ²	for label plate	Maximum characters BK23/BK30	Pack qty.
Sleeve length 1.18 in. (30 mm) (A)		(C)	(D)	(B)	(B)	
KTH 3/30	86222416	0.14–0.24	2.5–6.0	KS 4/30; DM 4...	13/10	1000
KTH 4/30	86222418	0.24–0.35	10.0–16.0	KS 4/30; DM 4...	13/10	1000

Supplied by the meter in rolls on request

* Single wire type H05/07Z-U



Labeling of single wires, cables and conduits

KTH/Q label sleeves (halogen-free / high packing density)



-40 to 320 °F



TPU



VO

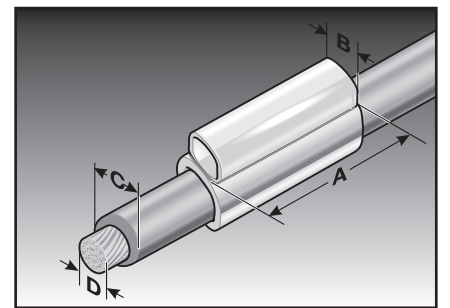



Halogen free, special test conforming to EN 50155 + 61373 - VDE 0155 Part 106

High-quality, halogen-free two-part label sleeve for extreme demands. The geometry of the sleeve only causes a minimum increase in diameter of the cable. The trapezoidal design makes for rapid and simple installation. It serves to hold the characters (BK) and the ACS labels type KS or DM.

11 versions are available covering the entire core cross section range from 0.0002 sq.in. to 0.372 sq.in.

The sleeves come in different lengths.



Type	Order no.	Application range from – to inch	Core cross section * from – to mm ²	for label plate	Maximum characters BK23/BK30	Pack qty.
Sleeve length 0.47 in. (12 mm) (A)		(C)	(D)	(B)	(B)	
KTH/Q 0/12	86222808	0.03–0.06	< 0.5	KS 4/12; DM 4...	5/4	2000
KTH/Q 1/12	86222810	0.06–0.09	0.5	KS 4/12; DM 4...	5/4	2000
KTH/Q 1.5/12	86222811	0.06–0.13	0.5–0.75	KS 4/12; DM 4...	5/4	2000
KTH/Q 2/12	86222812	0.09–0.18	0.75–2.5	KS 4/12; DM 4...	5/4	2000
KTH/Q 3/12	86222814	0.15–0.24	2.5–6.0	KS 4/12; DM 4...	5/4	1000
KTH/Q 4/12	86222816	0.19–0.30	10.0–16.0	KS 4/12; DM 4...	5/4	1000
KTH/Q 5/12	86222818	0.31–0.47	25.0–35.0	KS 4/12; DM 4...	5/4	500
KTH/Q 6/12	86222820	0.39–0.55	50.0	KS 4/12; DM 4...	5/4	500
KTH/Q 6.5/12	86222821	0.47–0.71	70.0–95.0	KS 4/12; DM 4...	5/4	500
KTH/Q 7/12	86222822	0.71–0.94	120.0–150.0	KS 4/12; DM 4...	5/4	250
KTH/Q 8/12	86222824	0.91–1.18	185.0–240.0	KS 4/12; DM 4...	5/4	250
Sleeve length 0.71 in. (18 mm) (A)		(C)	(D)	(B)	(B)	
KTH/Q 0/18	86223008	0.03–0.06	< 0.5	KS 4/18; DM 4...	7/6	2000
KTH/Q 1/18	86223010	0.06–0.09	0.5	KS 4/18; DM 4...	7/6	2000
KTH/Q 1.5/18	86223011	0.06–0.13	0.5–0.75	KS 4/18; DM 4...	7/6	2000
KTH/Q 2/18	86223012	0.09–0.18	0.75–2.5	KS 4/18; DM 4...	7/6	2000
KTH/Q 3/18	86223014	0.15–0.24	2.5–6.0	KS 4/18; DM 4...	7/6	1000
KTH/Q 4/18	86223016	0.19–0.30	10.0–16.0	KS 4/18; DM 4...	7/6	1000
KTH/Q 5/18	86223018	0.31–0.47	25.0–35.0	KS 4/18; DM 4...	7/6	500
KTH/Q 6/18	86223020	0.39–0.55	50.0	KS 4/18; DM 4...	7/6	500
KTH/Q 6.5/18	86223021	0.47–0.71	70.0–95.0	KS 4/18; DM 4...	7/6	500
KTH/Q 7/18	86223022	0.71–0.94	120.0–150.0	KS 4/18; DM 4...	7/6	250
KTH/Q 8/18	86223024	0.91–1.18	185.0–240.0	KS 4/18; DM 4...	7/6	250

KTH/Q label sleeves (halogen-free / high packing density)



Type	Order no.	Application range from – to mm	Core cross section * from – to mm ²	for label plate	Maximum characters BK23/BK30	Pack qty.
Sleeve length 0.91 in. (23 mm) (A)						
		(C)	(D)	(B)	(B)	
KTH/Q 0/23	86223208	0.03–0.06	< 0.5	KS 4/23; DM 4...	10/7	2000
KTH/Q 1/23	86223210	0.06–0.09	0.5	KS 4/23; DM 4...	10/7	2000
KTH/Q 1.5/23	86223211	0.06–0.13	0.5–0.75	KS 4/23; DM 4...	10/7	2000
KTH/Q 2/23	86223212	0.09–0.18	0.75–2.5	KS 4/23; DM 4...	10/7	2000
KTH/Q 3/23	86223214	0.15–0.24	2.5–6.0	KS 4/23; DM 4...	10/7	1000
KTH/Q 4/23	86223216	0.19–0.30	10.0–16.0	KS 4/23; DM 4...	10/7	1000
KTH/Q 5/23	86223218	0.31–0.47	25.0–35.0	KS 4/23; DM 4...	10/7	500
KTH/Q 6/23	86223220	0.39–0.55	50.0	KS 4/23; DM 4...	10/7	500
KTH/Q 6.5/23	86223221	0.47–0.71	70.0–95.0	KS 4/23; DM 4...	10/7	500
KTH/Q 7/23	86223222	0.71–0.94	120.0–150.0	KS 4/23; DM 4...	10/7	250
KTH/Q 8/23	86223224	0.91–1.18.0	185.0–240.0	KS 4/23; DM 4...	10/7	250
Sleeve length 1.18 in. (30 mm) (A)						
		(C)	(D)	(B)	(B)	
KTH/Q 0/30	86223408	0.03–0.06	< 0.5	KS 4/30; DM 4...	13/10	2000
KTH/Q 1/30	86223410	0.06–0.09	0.5	KS 4/30; DM 4...	13/10	2000
KTH/Q 1.5/30	86223411	0.06–0.13	0.5–0.75	KS 4/30; DM 4...	13/10	2000
KTH/Q 2/30	86223412	0.09–0.18	0.75–2.5	KS 4/30; DM 4...	13/10	2000
KTH/Q 3/30	86223414	0.15–0.24	2.5–6.0	KS 4/30; DM 4...	13/10	1000
KTH/Q 4/30	86223416	0.19–0.30	10.0–16.0	KS 4/30; DM 4...	13/10	1000
KTH/Q 5/30	86223418	0.31–0.47	25.0–35.0	KS 4/30; DM 4...	13/10	500
KTH/Q 6/30	86223420	0.39–0.55.0	50.0	KS 4/30; DM 4...	13/10	500
KTH/Q 6.5/30	86223421	0.47–0.71.0	70.0–95.0	KS 4/30; DM 4...	13/10	500
KTH/Q 7/30	86223422	0.71–0.94	120.0–150.0	KS 4/30; DM 4...	13/10	250
KTH/Q 8/30	86223424	0.91–1.18.0	185.0–240.0	KS 4/30; DM 4...	13/10	200
Sleeve length 1.18 in. (30 mm) released (A)						
		(C)	(D)	(B)	(B)	
KTH/Q 1/30A	86223482	0.06–0.09	0.5	KS 4/30; DM 4...	13/10	2000
KTH/Q 2/30A	86223484	0.09–0.18	0.75–2.5	KS 4/30; DM 4...	13/10	2000
KTH/Q 3/30A	86223486	0.15–0.23	2.5–6.0	KS 4/30; DM 4...	13/10	500

* Single wire type H05/07Z-U



Labeling of single wires, cables and conduits

KTH/Q label sleeves (sold by the meter)



-40 to 320 °F



TPU



VO

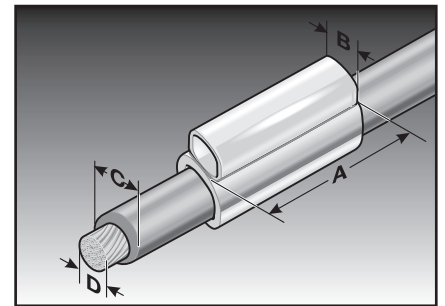



Halogen free, special test conforming to EN 50155 + 61373 - VDE 0155 Part 106

High-quality, halogen-free two-part label sleeve for extreme demands. The geometry of the sleeve only causes a minimum increase in diameter of the cable. The trapezoidal design makes for rapid and simple installation. It serves to hold the characters (BK) and the ACS labels type KS or DM.

6 versions are available covering the entire core cross section range from 0.0002 sq.in. to 0.0775 sq.in.

- Sleeve length as required



Type	Order no.	Application range from – to mm	Core cross section * from – to mm ²	for label plate	Pack m
		(C)	(D)	(B)	(A)
KTH/Q 1 sold by the meter	8622281000	0.06–0.09	0.25–0.5	KS 4/x; DM 4...	50
KTH/Q 1.5 sold by the meter	8622281100	0.06–0.13	0.25–1.5	KS 4/x; DM 4...	50
KTH/Q 2 sold by the meter	8622281200	0.09–0.18	0.5–4.0	KS 4/x; DM 4...	50
KTH/Q 3 sold by the meter	8622281400	0.15–0.24	2.5–6.0	KS 4/x; DM 4...	200
KTH/Q 4 sold by the meter	8622281600	0.19–0.30	6.0–16.0	KS 4/x; DM 4...	50
KTH/Q 5 sold by the meter	8622281800	0.31–0.47	16.0–35.0	KS 4/x; DM 4...	50
KTH/Q 6 sold by the meter	8622282000	0.39–0.55	35.0–50.0	KS 4/x; DM 4...	50

KM label holder (standard holder)

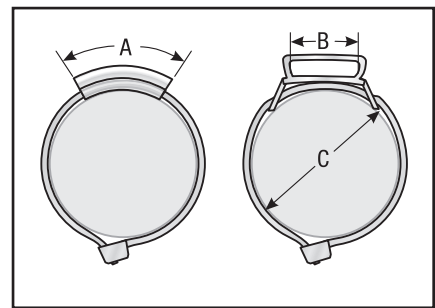


 -40 to 140 °F

 PVC

 VO

 Standard label holder

Label holder for wire, cable and conduit labels. They hold the characters (BK) and the ACS labels type KS, KSO or DM. The label holders are fixed in place with cable ties.



Type	Order no.	Length inch (mm)	Width inch (mm)	for label plate	Number of ident labels BK23/BK30	Cable ties max. width of inch (mm)	Recommended min. diameter inch (mm)	Pack qty.
Labeling across the cable/conduit		(A)	(B)	(C)	(C)		(C)	
KM 3	86321018	0.63 (16)	0.16 (4)	KS 4/12; DM 4...	6/5	0.20 (5)	0.20 (5)	2000
Labeling lengthways along the cable/conduit		(A)	(B)	(C)	(C)		(C)	
KM 4/23	86321020	0.91 (23)	0.16 (4)	KS 4/x; DM 4...	10/7	0.20 (5)	0.20 (5)	1000
KM 4/28	86321022	1.10 (28)	0.16 (4)	KS 4/x; DM 4...	12/9	0.20 (5)	0.20 (5)	1000
KM 4/31	86321024	1.22 (31)	0.16 (4)	KS 4/x; DM 4...	13/10	0.20 (5)	0.20 (5)	1000
KM 4/36	86321026	1.42 (36)	0.16 (4)	KS 4/x; DM 4...	15/12	0.20 (5)	0.20 (5)	1000
KM 4/45	86321028	1.77 (45)	0.16 (4)	KS 4/x; DM 4...	19/15	0.20 (5)	0.20 (5)	1000
Single-line and multi-line		(A)	(B)	(C)	(C)		(C)	
KM 9/20	86321040	0.79 (20)	0.35 (9)	KSO 20x9; DM 9...	-	0.20 (5)	0.39 (10)	1000
KM 9/35	86321042	1.38 (35)	0.35 (9)	KSO 35x9; DM 9...	-	0.20 (5)	0.39 (10)	500
KM 15/27	86321056	1.06 (27)	0.59 (15)	KS 15/27; DM 15...	-	0.20 (5)	0.55 (14)	500
KM 15/49	86321058	1.93 (49)	0.59 (15)	KS 15/49; DM 15...	-	0.20 (5)	0.55 (14)	250
KM 15/67	86321060	2.64 (67)	0.59 (15)	KS 15/67; DM 15...	-	0.20 (5)	0.55 (14)	125
Pre-assembled label holders		(A)	(B)	(C)	(C)		(C)	
KKM 4/23	86321050	0.91 (23)	0.16 (4)	KS 4/x; DM 4...	10/7	0.20 (5)	0.20 (5)	250
KM 4/23 fitted with cable tie KB 55								
KKM 9/20	86321052	0.79 (20)	0.35 (9)	KSO 20x9; DM 9...	-	0.20 (5)	0.39 (10)	250
KM 9/20 fitted with cable tie KB 55								

For correct size of cable tie KB see accessories

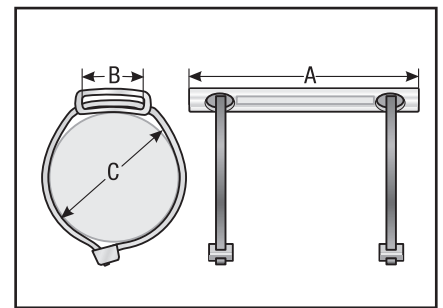




Labeling of single wires, cables and conduits

KM label holder (standard holder, variable length)

- 40 to 140 °F
- PVC
- VO
- Individual lengths

Individual label holder for wire, cable and conduit labels. They hold the ACS labels type KS, KSO or DM. The label holders are fixed in place with cable ties. The auxiliary tool can be used to cut the label sleeve to convenient lengths for specific purposes. The tool can process materials KM 9 and KM 15 without resetting.



Type	Order no.	length inch (mm)	for label plate	Cable ties max. width of inch (mm)	Recommended min. diameter inch (mm)	Pack qty.
Labeling lengthways along the cable/conduit			(A)	(B)	(C)	
Single-line and multi-line						
Variable length						
KM 9/10000	86321070	393.7 (10000)	KSO 9/x; DM 9...	0.20 (5)	0.20 (5)	1
KM 15/10000	86321072	393.7 (10000)	KS 15/x; DM 15...	0.20 (5)	0.39 (10)	1
For correct size of cable tie KB see accessories						
Cutting and punching tool for KM x10000 and KM 15/10000						
Multi-purpose tool KM-T10	86392020					1
Scope of delivery: - Pliers with table-top bracket /						
- Adjustable length stop						
- Spare knife with assembly tool						

Label holder KM-B

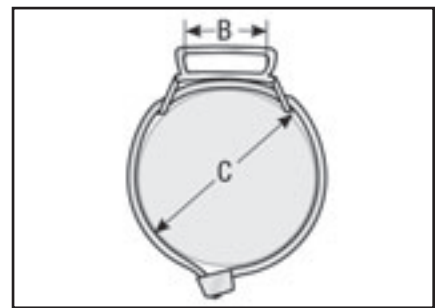


 -40 to 140 °F

 PVC

 VO

 Standard label holder

High-quality, blue-coloured flexible label holders for labeling wires, cables and conduits. They hold the characters (BK) and the ACS labels type KS, KSO or DM. The label holders are fixed in place with cable ties.







Type	Order no.	length inch (mm)	for label plate	Maximum characters BK23/BK30	Cable ties max. width of inch (mm)	Recommended min. diameter inch (mm)	Pack qty.
Labeling lengthways along the cable/conduit			(B)	(B)		(C)	
Single-line							
KM 4/12B	86321074	0.47 (12)	KS4/12; DM 4...	6/5	0.20 (5)	0.20 (5)	2000
KM 4/18B	86321075	0.71 (18)	KS4/18; DM 4...	7/6	0.20 (5)	0.20 (5)	2000
KM 4/23B	86321076	0.91 (23)	KS4/23; DM 4...	10/7	0.20 (5)	0.20 (5)	1000
KM 4/30B	86321077	1.18 (30)	KS4/30; DM 4...	13/10	0.20 (5)	0.20 (5)	1000
Single-line and multi-line							
KM 9/20B	86321080	0.79 (20)	KS9/20; DM 9...	-	0.20 (5)	0.39 (10)	1000
KM 9/35B	86321081	1.38 (35)	KS9/35; DM 9...	-	0.20 (5)	0.39 (10)	500
KM 9/70B	86321082	2.76 (70)	KS9/70; DM 9...	-	0.20 (5)	0.39 (10)	250



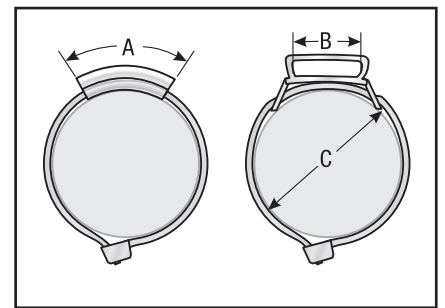


Labeling of single wires, cables and conduits

KMH label holder (halogen-free)



-  -40 to 140 °F
-  EVA
-  HB
-  Halogen-free





Halogen-free label holder for wire, cable and conduit labels. They hold the characters (BK) and the ACS labels type KS, KSO or DM.
The label holders are fixed in place with cable ties.



Type	Order no.	length inch (mm)	for label plate	Maximum characters BK23/BK30	Cable ties max. width of inch (mm)	Recommended min. diameter inch (mm)	Pack qty.
Labeling lengthways along the cable/conduit		(A)	(B)	(B)		(C)	
Single-line							
KMH 4/23	86221010	0.91 (23)	KS 4/x; DM 4...	10/7	0.20 (5)	0.20 (5)	1000
Single-line and multi-line							
KMH 9/20	86221012	0.79 (20)	KSO 20x9; DM 9...	-	0.20 (5)	0.39 (10)	1000
KMH 9/35	86221016	1.38 (35)	KSO 35x9; DM 9...	-	0.20 (5)	0.39 (10)	500
Pre-assembled label holders							
KKMH 4/23	86221050	0.91 (23)	KS 4/x; DM 4...	10/7	0.20 (5)	0.20 (5)	250
KMH 4/23 fitted with cable tie KB 55							
For matching base plates see accessories							

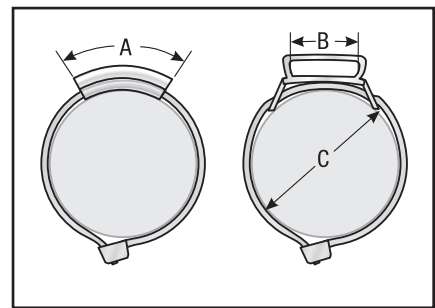

KMH/Q label holder (halogen-free / high packing density)



-  -40 to 320 °F
-  TPU
-  V0
-  Halogen-free

High-quality, halogen-free, two-part label sleeve for the most exacting requirements in the labeling of wires, cables and conduits. They hold the characters (BK) and the ACS labels type KS or DM.

The label holders are fixed in place with cable ties. It matches the appearance of label sleeve KTH/Q.



Lengthways labeling

Type	Order no.	length inch (mm)	for label plate	Maximum characters BK23/BK30	Cable ties max. width of inch (mm)	Recommended min. diameter inch (mm)	Pack qty.
Labeling lengthways along the cable/conduit		(A)	(B)	(B)		(C)	
Single-line							
KMH/Q 4/23	86223610	0.91 (23)	KS 4/x; DM 4...	10/7	0.20 (5)	0.20 (5)	1000
KMH/Q 4/30	86223612	1.18 (30)	KS 4/x; DM 4...	13/10	0.20 (5)	0.20 (5)	1000

For matching base plates see accessories



Labeling of single wires, cables and conduits

Sealing plug KM



-40 to 212 °F



TPE

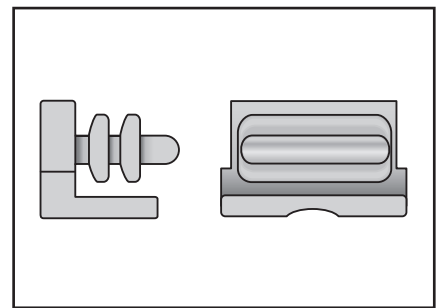




VO



Media distinction with color code

The KM sealing plug creates a waterproof seal for the KM and KMH sleeves. Using the the sealing plug enables required labeling all over the wet areas of the plant in a long-term manner. The sealing plugs are available in a wide variety of own colors in order to identify different media. Sealing plugs for KM and KMH label sleeves in 0.35 and 0.59 inches (9 and 15 mm) widths.



Type	Order no.	Color	RAL equiv.	for label holder	Pack qty.
KM 4 Plug	86321210	black	9004	KM 4/...B	100
KM 4 Plug	86321214	yellow	1018	KM 4/...B	100
KM 4 Plug	86321212	red	2012	KM 4/...B	100
KM 4 Plug	86321216	green	6018	KM 4/...B	100
KM 4 Plug	86321218	blue	5012	KM 4/...B	100
KM 9 Plug	86321220	black	9004	KM 9/...B	100
KM 9 Plug	86321224	yellow	1018	KM 9/...B	100
KM 9 Plug	86321222	red	2012	KM 9/...B	100
KM 9 Plug	86321226	green	6018	KM 9/...B	100
KM 9 Plug	86321228	blue	5012	KM 9/...B	100
KM 15 Plug	86321230	black	9004	KM 15/...	100
KM 15 Plug	86321234	yellow	1018	KM 15/...	100
KM 15 Plug	86321232	red	2012	KM 15/...	100
KM 15 Plug	86321236	green	6018	KM 15/...	100
KM 15 Plug	86321238	blue	5012	KM 15/...	100

ASI-Snap label holder



-40 to 176 °F



Hard PVC

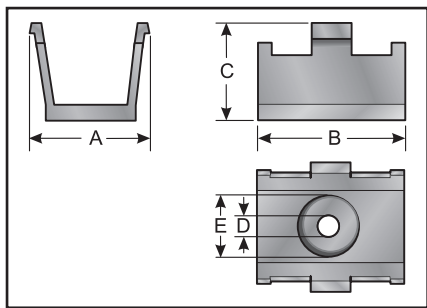




V0



Laying and labeling for ASI bus cable

Mounting clip for securing ASI bus cable. Easily installed mounting clip, screwed or riveted, for affixing and securing the ASI bus cable. The bus cable is simply snapped into the mounting clip; no further assembly required. KS 4/... labels can be latched into the mounting clip as bus cable labeling.



Type	Order no.	for label holder	A inch (mm)	B inch (mm)	C inch (mm)	D inch (mm)	E inch (mm)	Pack qty.
ASI-Snap	86321062	KM 4/...	0.55 (14.0)	0.59 (15.0)	0.43 (11.0)	0.10 (2.5)	0.26 (6.5)	50



Labeling of single wires, cables and conduits

KTN label holder (halogen-free)



-40 to 212 °F



TPE



HB

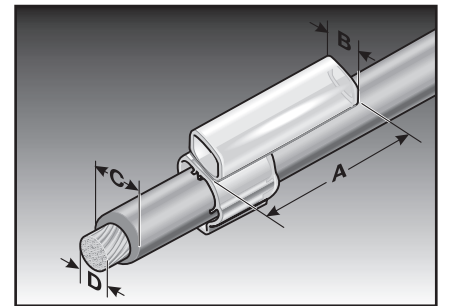




Halogen-free retrofitting

Halogen-free label holder for retrofit labeling of single wires and cables. They hold the characters (BK) and the ACS labels type KS or DM.

The label holders are fixed in place manually.


Five versions are available covering the entire core cross section range from 0.0004 sq.in. to 0.0155 sq.in..



Type	Order no.	Application range from – to inch (mm)	Core cross section * from – to mm ²	for label plate	Maximum characters BK23/BK30	Pack qty.
		Sleeve length 0.91 in. (23 mm) (A)	(C)	(D)	(B)	(B)
KTN 1/23	86242310	0.07–0.12 (1.7–3.0)	0.25–1.5	KS 4/23; DM 4...	10/7	1000
KTN 2/23	86242312	0.10–0.14 (2.5–3.5)	0.75–2.5	KS 4/23; DM 4...	10/7	1000
KTN 3/23	86242314	0.13–0.19 (3.3–4.8)	2.5–4.0	KS 4/23; DM 4...	10/7	1000
KTN 4/23	86242316	0.17–0.22 (4.2–5.6)	4.0–6.0	KS 4/23; DM 4...	10/7	1000
KTN 5/23	86242318	0.20–0.28 (5.0–7.0)	6.0–10.0	KS 4/23; DM 4...	10/7	1000


* Single wire type H05/07V-K

BK labels

 -22 to 176 °F

 PVC

 VO

 Holder frame AK is recommended for mounting.

Pre-inscribed murr-fix characters made from special PVC.

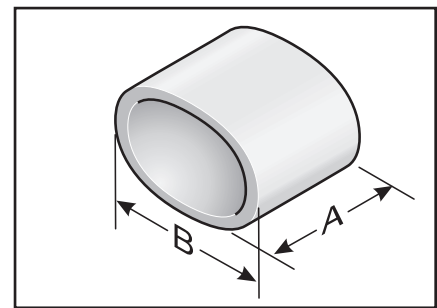


The individual labels come on plastic strips, each containing 20 labels.

BK 23: Label width 0.09 in. (2.3 mm) (A); label height 0.16 in. (4.0 mm) (B)

Font width 0.06 in. (1.6 mm); font height 0.14 in. (3.5 mm); black lettering

BK 30: Label width 0.12 in. (3.0 mm) (A); label height 0.16 in. (4.0 mm) (B)

Font width 0.08 in. (2.0 mm); font height 0.14 in. (3.5 mm); black lettering



Type	BK 23 white holder Order no.	BK 23 yellow holder Order no.	BK 30 white holder Order no.	BK 30 yellow holder Order no.	Pack qty.
------	------------------------------------	-------------------------------------	------------------------------------	-------------------------------------	--------------

Upper case letters					
A	86131811	86132012	86131211	86131411	1000
B	86131812	86132014	86131212	86131412	1000
C	86131813	86132016	86131213	86131413	1000
D	86131814	86132018	86131214	86131414	1000
E	86131815	86132020	86131215	86131415	1000
F	86131816	86132022	86131216	86131416	1000
G	86131817	86132024	86131217	86131417	1000
H	86131818	86132026	86131218	86131418	1000
I	86131819	86132028	86131219	86131419	1000
J	86131820	86132030	86131220	86131420	1000
K	86131821	86132032	86131221	86131421	1000
L	86131822	86132034	86131222	86131422	1000
M	86131823	86132036	86131223	86131423	1000
N	86131824	86132038	86131224	86131424	1000
O	86131825	86132040	86131225	86131425	1000
P	86131826	86132042	86131226	86131426	1000
Q	86131827	86132044	86131227	86131427	1000
R	86131828	86132046	86131228	86131428	1000
S	86131829	86132048	86131229	86131429	1000
T	86131830	86132050	86131230	86131430	1000
U	86131831	86132052	86131231	86131431	1000
V	86131832	86132054	86131232	86131432	1000
W	86131833	86132056	86131233	86131433	1000
X	86131834	86132058	86131234	86131434	1000
Y	86131835	86132060	86131235	86131435	1000
Z	86131836	86132062	86131236	86131436	1000



Labeling of single wires, cables and conduits

BK labels

Type	BK 23 white holder Order no.	BK 23 yellow holder Order no.	BK 30 white holder Order no.	BK 30 yellow holder Order no.	Pack qty.
Lower case letters					
a	86131837	86132064	86131237	86131437	1000
b	86131838	86132066	86131238	86131438	1000
c	86131839	86132068	86131239	86131439	1000
d	86131840	86132070	86131240	86131440	1000
e	86131841	86132072	86131241	86131441	1000
f	86131842	86132074	86131242	86131442	1000
g	86131843	86132076	86131243	86131443	1000
h	86131844	86132078	86131244	86131444	1000
i	86131845	86132080	86131245	86131445	1000
j	86131846	86132082	86131246	86131446	1000
k	86131847	86132084	86131247	86131447	1000
l	86131848	86132086	86131248	86131448	1000
m	86131849	86132088	86131249	86131449	1000
n	86131850	86132090	86131250	86131450	1000
o	86131851	86132092	86131251	86131451	1000
p	86131852	86132094	86131252	86131452	1000
q	86131853	86132096	86131253	86131453	1000
r	86131854	86132098	86131254	86131454	1000
s	86131855	86132100	86131255	86131455	1000
t	86131856	86132102	86131256	86131456	1000
u	86131857	86132104	86131257	86131457	1000
v	86131858	86132106	86131258	86131458	1000
w	86131859	86132108	86131259	86131459	1000
x	86131860	86132110	86131260	86131460	1000
y	86131861	86132112	86131261	86131461	1000
z	86131862	86132114	86131262	86131462	1000
Numbers					
0	86131810	86132010	86131210	86131410	1000
1	86131877	86132144	86131278	86131610	1000
2	86131878	86132146	86131279	86131611	1000
3	86131879	86132148	86131280	86131612	1000
4	86131880	86132150	86131281	86131613	1000
5	86131881	86132152	86131282	86131614	1000
6	86131882	86132154	86131283	86131615	1000
7	86131883	86132156	86131284	86131616	1000
8	86131884	86132158	86131285	86131617	1000
9	86131885	86132160	86131286	86131618	1000



BK labels

Type	BK 23 white holder Order no.	BK 23 yellow holder Order no.	BK 30 white holder Order no.	BK 30 yellow holder Order no.	Pack qty.
------	------------------------------------	-------------------------------------	------------------------------------	-------------------------------------	--------------

Signs

+	86131863	86132116	86131264	86131463	1000
-	86131864	86132118	86131265	86131464	1000
/	86131865	86132120	86131266	86131465	1000
=	86131866	86132122	86131267	86131466	1000
.	86131867	86132124	86131268	86131467	1000
*	86131868	86132126	86131269	86131468	1000
:	86131869	86132128	86131270	86131469	1000

Special characters

Left arrow	86131870	86132130	86131271	86131470	1000
Right arrow	86131871	86132132	86131272	86131471	1000
AC voltage	86131872	86132134	86131273	86131472	1000
Earthing symbol	86131873	86132136	86131274	86131473	1000
Star connection	86131874	86132138	86131275	86131474	1000
Delta connection	86131875	86132140	86131276	86131475	1000

Blank space

Blank	86131876	86132142	86131277	86131476	1000
-------	----------	----------	----------	----------	------

For assembly/disassembly tools and aids see accessories

Red, yellow, green and brown lettering and special characters on request.



Labeling of single wires, cables and conduits

KS label plate (single-line)



-40 to 284 °F



PC



VO

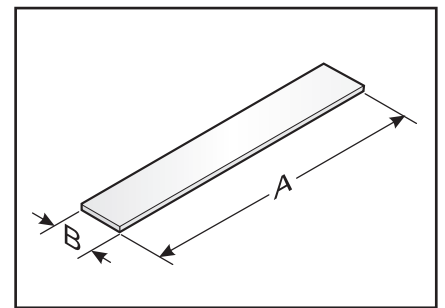




Single-line inscription

High-quality, halogen-free, universal label plate. The label plate KS 4/x is used with sleeves KT, KTH, KTHQ or holders KM, KMH, KMHQ or KTN on wires, cables, lines or conduits.

The label plate is available in various lengths and colors.

The large printable area at the top allows room for individual project reference, eliminating the need to use additional systems.



Type	Order no.	Color	RAL equiv.	Label size inch (mm)	Printable area inch (mm)	Maximum characters/ lines	Trees No.	No. per frame	Software type	Pack qty.
Label length 0.47 in. (12 mm)										
(BxA)										
KS 4/12	86361026	white	9016	0.16x0.47(4x12)	0.16x0.47(4x12)	6/1	3	57	6	1026
KS 4/12	86361018	yellow	1018	0.16x0.47(4x12)	0.16x0.47(4x12)	6/1	3	57	7	1026
KS 4/12	86361020	red	2012	0.16x0.47(4x12)	0.16x0.47(4x12)	6/1	3	57	8	1026
KS 4/12	86361022	green	6018	0.16x0.47(4x12)	0.16x0.47(4x12)	6/1	3	57	9	1026
KS 4/12	86361024	blue	5012	0.16x0.47(4x12)	0.16x0.47(4x12)	6/1	3	57	10	1026
KS 4/12 ST	86361072	white	9016	0.16x0.47(4x12)	0.16x0.47(4x12)	6/1	2	72	6ST	1296
KS 4/12 ST	86361073	yellow	1018	0.16x0.47(4x12)	0.16x0.47(4x12)	6/1	2	72	7ST	1296
KS 4/12 ST	86361074	red	2012	0.16x0.47(4x12)	0.16x0.47(4x12)	6/1	2	72	8ST	1296
Label length 0.71 in. (18 mm)										
(BxA)										
KS 4/18	86361036	white	9016	0.16x0.71(4x18)	0.16x0.71(4x18)	10/1	3	57	1	1026
KS 4/18	86361028	yellow	1018	0.16x0.71(4x18)	0.16x0.71(4x18)	10/1	3	57	2	1026
KS 4/18	86361030	red	2012	0.16x0.71(4x18)	0.16x0.71(4x18)	10/1	3	57	3	1026
KS 4/18	86361032	green	6018	0.16x0.71(4x18)	0.16x0.71(4x18)	10/1	3	57	4	1026
KS 4/18	86361034	blue	5012	0.16x0.71(4x18)	0.16x0.71(4x18)	10/1	3	57	5	1026
KS 4/18	86361228	grey	7038	0.16x0.71(4x18)	0.16x0.71(4x18)	10/1	3	57	1G	1026
KS 4/18	86361033	orange	2011	0.16x0.71(4x18)	0.16x0.71(4x18)	10/1	3	57	10	1026
KS 4/18	86361035	brown	8003	0.16x0.71(4x18)	0.16x0.71(4x18)	10/1	3	57	1B	1026
KS 4/18	86361029	purple	4005	0.16x0.71(4x18)	0.16x0.71(4x18)	10/1	3	57	1L	1026
KS 4/18	86361031	pink	4010	0.16x0.71(4x18)	0.16x0.71(4x18)	10/1	3	57	1R	1026
KS 4/18 ST	86361080	white	9016	0.16x0.71(4x18)	0.16x0.71(4x18)	10/1	2	72	1ST	1296
KS 4/18 ST	86361081	yellow	1018	0.16x0.71(4x18)	0.16x0.71(4x18)	10/1	2	72	2ST	1296
KS 4/18 ST	86361082	red	2012	0.16x0.71(4x18)	0.16x0.71(4x18)	10/1	2	72	3ST	1296

KS label plate (single-line)



Type	Order no.	Color	RAL equiv.	Label size inch (mm)	Printable area inch (mm)	Maximum characters/lines	Trees No.	No. per frame	Software type	Pack qty.
Label length 0.91 in. (23 mm)				(BxA)						
KS 4/23	86361064	white	9016	0.16x0.91(4x23)	0.16x0.91(4x23)	12/1	1	34	11A	1020
KS 4/23	86361066	yellow	1018	0.16x0.91(4x23)	0.16x0.91(4x23)	12/1	1	34	11B	1020
KS 4/23	86361068	red	2012	0.16x0.91(4x23)	0.16x0.91(4x23)	12/1	1	34	11C	1020
Label length 1.18 in. (30 mm)				(BxA)						
KS 4/30	86361042	white	9016	0.16x1.18(4x30)	0.16x1.18(4x30)	16/1	1	34	15	1020
KS 4/30	86361246	yellow	1018	0.16x1.18(4x30)	0.16x1.18(4x30)	16/1	1	34	16	1020
KS 4/30	86361240	red	2012	0.16x1.18(4x30)	0.16x1.18(4x30)	16/1	1	34	17	1020
KS 4/30	86361244	green	6018	0.16x1.18(4x30)	0.16x1.18(4x30)	16/1	1	34	18	1020
KS 4/30	86361242	blue	5012	0.16x1.18(4x30)	0.16x1.18(4x30)	16/1	1	34	19	1020
KS 4/30 PE	86361043	Green/yellow	-	0.16x1.18(4x30)	0.16x1.18(4x30)	16/1	1	34	15P	1020
Suitable for ferrules										
(AF = flat base)										
Label length 0.47 in. (12 mm)				(BxA)						
KS 4/12-AF	86361027	white	9016	0.16x0.47(4x12)	0.16x0.47(4x12)	6/1	3	57	5AF	1026
Label length 0.71 in. (18 mm)				(BxA)						
KS 4/18-AF	86361037	white	9016	0.16x0.71(4x18)	0.16x0.71(4x18)	10/1	3	57	6AF	1026
Ferrule on request										
Consult labeling system for suitable base plates										



Labeling of single wires, cables and conduits

KS label plate (single-line/divisible)



-40 to 284 °F



PC



VO



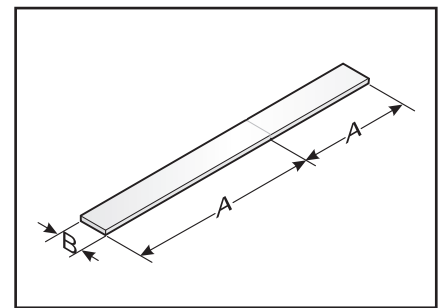


Single-line inscription

High-quality, halogen-free, divisible label plate. The label plate KS 4/x is used with sleeves KT, KTH, KTHQ or holders KM, KMH, KMHQ or KTN on wires, cables, lines or conduits.

The label plate is available in various colors.

The divisible part of the KS 4/18-12 is used as a record of the necessary connection data.

The label plate KS 4/30-70 can be cut to length in steps of 0.39 in. (10 mm) if required for labels longer than 1.18 in. (30 mm).



Type	Order no.	Color	RAL equiv.	Label size inch (mm)	Printable area inch (mm)	Maximum characters/ lines	Trees No.	No. per frame	Software type	Pack qty.	
				Label length 1.18 in. (30 mm) (A)				(BxA)			
KS 4/18-12	86361048	white	9016	Part length 0.16x0.71(4x18)	0.16x0.71(4x18)	10/1	1	34	15A	1020	
				Part length 0.16x0.47(4x12)	0.16x0.47(4x12)	6/1					
KS 4/18-12	86361050	yellow	1018	Part length 0.16x0.71(4x18)	0.16x0.71(4x18)	10/1	1	34	16A	1020	
				Part length 0.16x0.47(4x12)	0.16x0.47(4x12)	6/1					
KS 4/18-12	86361054	green	6018	Part length 0.16x0.71(4x18)	0.16x0.71(4x18)	10/1	1	34	18A	1020	
				Part length 0.16x0.47(4x12)	0.16x0.47(4x12)	6/1					
KS 4/18-12	86361052	red	2012	Part length 0.16x0.71(4x18)	0.16x0.71(4x18)	10/1	1	34	17A	1020	
				Part length 0.16x0.47(4x12)	0.16x0.47(4x12)	6/1					
				Label length 2.76 in. (70 mm) (A)				(BxA)			
KS 4/30-70	86361070	white	9016	4x70	4x70	38/1	1	18	1U	324	
				Part length 0.16x2.36 (4x60)	0.16x2.36 (4x60)	33/1			1U1		
				Part length 0.16x0.39 (4x10)	0.16x0.39 (4x10)	5/1					
				Part length 0.16x1.97 (4x50)	0.16x1.97 (4x50)	27/1			1U2		
				Part length 0.16x0.79 (4x20)	0.16x0.79 (4x20)	11/1					
				Part length 0.16x1.57 (4x40)	0.16x1.57 (4x40)	22/1			1U3		
				Part length 0.16x1.18(4x30)	0.16x1.18(4x30)	16/1					
				Part length 0.16x1.18(4x30)	0.16x1.18(4x30)	16/1			1U4		
				Part length 0.16x1.57 (4x40)	0.16x1.57 (4x40)	22/1					

Consult labeling system for suitable base plates


KS label plate (multi-line)



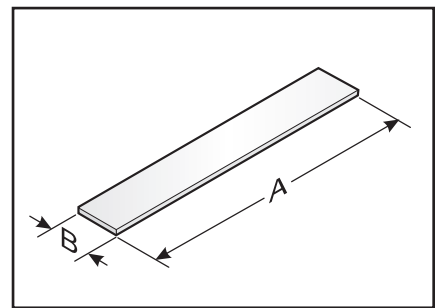


 -40 to 284 °F

 PC

 VO

 Single-line and multi-line inscription

High-quality, halogen-free, universal label plate. The label plate KS 15/x is mounted with the KM holders on cables, lines or conduits. The label plate is available in various lengths and colors. The large printable area at the top allows room for individual project reference, eliminating the need to use additional systems.



Type	Order no.	Color	RAL equiv.	Label size inch (mm)	Printable area inch (mm)	Maximum characters/ lines	Trees No.	No. per frame	Software type	Pack qty.
				Label length 0.67 in. (17 mm)		(BxA)				
KS 15/17	86361040	white	9016	0.59x0.67 (15x17)	0.59x0.67 (15x17)	9/3	4	24	84	720
				Label length 1.06 in. (27 mm)		(BxA)				
KS 15/27	86361010	white	9016	0.59x1.06 (15x27)	0.59x1.06 (15x27)	15/3	4	16	85	480
KS 15/27	86361012	yellow	1018	0.59x1.06 (15x27)	0.59x1.06 (15x27)	15/3	4	16	85G	480
KS 15/27	86361008	red	2012	0.59x1.06 (15x27)	0.59x1.06 (15x27)	15/3	4	16	85R	480
				Label length 1.93 in. (49 mm)		(BxA)				
KS 15/49	86361014	white	9016	0.59x1.93 (15x49)	0.59x1.93 (15x49)	27/3	4	8	86	240
KS 15/49	86361015	yellow	1018	0.59x1.93 (15x49)	0.59x1.93 (15x49)	27/3	4	8	86G	240
KS 15/49	86361013	red	2012	0.59x1.93 (15x49)	0.59x1.93 (15x49)	27/3	4	8	86R	240
				Label length 2.64 in. (67 mm)		(BxA)				
KS 15/67	86361016	white	9016	0.59x2.64 (15x67)	0.59x2.64 (15x67)	37/3	4	4	87	120
KS 15/67	86361017	yellow	1018	0.59x2.64 (15x67)	0.59x2.64 (15x67)	37/3	4	4	87G	120
KS 15/67	86361009	red	2012	0.59x2.64 (15x67)	0.59x2.64 (15x67)	37/3	4	4	87R	120

Consult labeling system for matching base plates to plotter system



Labeling of single wires, cables and conduits

KSO label plate



-40 to 284 °F



PC

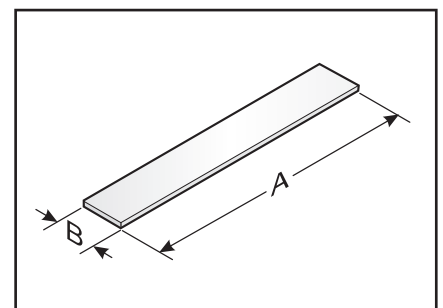




VO



Single-line and multi-line inscription

High-quality, halogen-free, universal label plate for single-line and multi-line inscription. The KSO label is used with sleeves KT... or holders KM, KMH on cables, lines or conduits. The label plate is available in various lengths and colors. The large printable area at the top allows room for individual project reference, eliminating the need to use additional systems.



Type	Order no.	Color	RAL equiv.	Label size inch (mm)	Printable area inch (mm)	Maximum characters/ lines	Trees No.	No. per frame	Software type	Pack qty.
				Label length 0.43 in. (11 mm) (BxA)						
KSO 11x9	86421024	white	9016	0.43x0.35 (11x9)	0.43x0.35 (11x9)	6/2	4	44	60	1400
KSO 11x9	86421013	yellow	1018	0.43x0.35 (11x9)	0.43x0.35 (11x9)	6/2	4	44	60G	1400
KSO 11x9	86421015	red	2012	0.43x0.35 (11x9)	0.43x0.35 (11x9)	6/2	4	44	60R	1400
				Label length 0.59 in. (15 mm) (BxA)						
KSO 15x9	86421026	white	9016	0.59x0.35 (15x9)	0.59x0.35 (15x9)	8/2	4	44	62	1400
KSO 15x9	86421027	yellow	1018	0.59x0.35 (15x9)	0.59x0.35 (15x9)	8/2	4	44	62G	1400
KSO 15x9	86421019	red	2012	0.59x0.35 (15x9)	0.59x0.35 (15x9)	8/2	4	44	62R	1400
				Label length 0.79 in. (20 mm) (BxA)						
KSO 20x9	86421028	white	9016	0.79x0.35 (20x9)	0.79x0.35 (20x9)	11/2	4	20	64	680
KSO 20x9	86421080	yellow	1018	0.79x0.35 (20x9)	0.79x0.35 (20x9)	11/2	4	20	65G	680
KSO 20x9	86421030	red	2012	0.79x0.35 (20x9)	0.79x0.35 (20x9)	11/2	4	20	65R	680
				Label length 1.38 in. (35 mm) (AxB)						
KSO 35x9	86421064	white	9016	1.38x0.35 (35x9)	1.38x0.35 (35x9)	19/2	4	12	69	360
KSO 35x9	86421065	yellow	1018	1.38x0.35 (35x9)	1.38x0.35 (35x9)	19/2	4	12	69G	360
KSO 35x9	86421066	red	2012	1.38x0.35 (35x9)	1.38x0.35 (35x9)	19/2	4	12	69R	360
				Label length 2.76 in. (70 mm) (AxB)						
KSO 70x9	86421082	white	9016	2.76x0.35 (70x9)	2.76x0.35 (70x9)	38/2	1	11	280	330
KSO 70x9	86421083	yellow	1018	2.76x0.35 (70x9)	2.76x0.35 (70x9)	38/2	1	11	282	330
KSO 70x9	86421084	red	2012	2.76x0.35 (70x9)	2.76x0.35 (70x9)	38/2	1	11	281	330
Consult labeling system for matching base plates to plotter system										


KDE label plate



 -40 to 284 °F

 PC

 VO

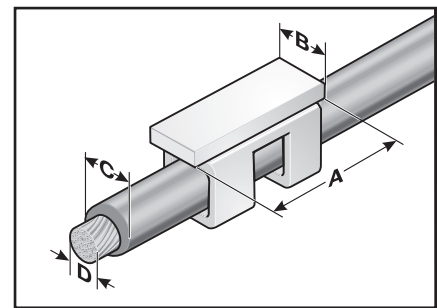


 Single-line inscription. Suitable for use with narrow wire bending radii.

ACS label plates of the KDE type are pushed directly onto single wires.

The transparent KNDT cover provides additional mechanical protection for the label.

The inscription can be changed at a later date by unclipping the KNDW holder without removing the wire.

The KNDW holder and KNDT cover may only be used in conjunction with KDE 1 and KDE 2 label plates.



Type	Order no.	Color	RAL equiv.	Application range from – to inch (mm)	Core cross section* from – to mm ²	Label size inch (mm)	Maximum characters/ lines	Trees No.	Contents per frame	Software type	Pack qty.
				(C)	(D)	(BxA)					
KDE 11	86381220	white	9016	0.07–0.13 (1.7–3.2)	0.25–1.0	0.47x0.16 (12x4)	6/1	1	12	150	1080
KDE 11	86381222	yellow	1018	0.07–0.13 (1.7–3.2)	0.25–1.0	0.47x0.16 (12x4)	6/1	1	12	151	1080
KDE 21	86381230	white	9016	0.08–0.17 (2.0–4.2)	1.0–2.5	0.47x0.16 (12x4)	6/1	1	12	152	1080
KDE 21	86381232	yellow	1018	0.08–0.17 (2.0–4.2)	1.0–2.5	0.47x0.16 (12x4)	6/1	1	12	153	1080
KDE 1	86381210	white	9016	0.07–0.13 (1.7–3.2)	0.25–1.0	0.63x0.16 (16x4)	8/1	1	12	74	1080
KDE 2	86381212	white	9016	0.08–0.17 (2.0–4.2)	1.0–2.5	0.63x0.16 (16x4)	8/1	1	12	75	1080
Transparent cover											
KNDT*	86381214	transparent	-	-	-	0.63x0.16 (16x4)	-	1	12	-	760
For supplementary labeling system											
KNDW	86381216	white	-	-	-	0.63x0.16 (16x4)	8/1	1	12	76	760
Assembly tool for KNDT											
MW 03	86391012	-	-	-	-	-	-	-	-	-	1

* Single wire type H05/07V-K

Consult labeling system for matching base plates to plotter system



Labeling of single wires, cables and conduits

KSE label plate



-40 to 284 °F

ACS label plates of the KSE type are pushed directly onto single wires.



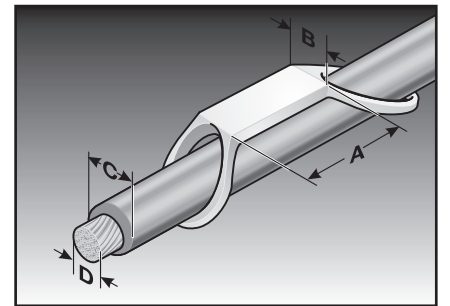


PC



VO



Single-line inscription



Type	Order no.	Color	Application range from – to inch (mm)	Core cross section * from – to mm ²	Label size inch (mm)	Printable area inch (mm)	Maximum Trees characters/ No. lines	No. per frame	Software Pack type	Pack qty.	
			(C)	(D)	(BxA)						
KSE 4/10-0.75	86381010	white	0.06–0.10 (1.5–2.5)	0.25–0.75	0.24x0.71 (6x18)	0.16x0.39 (4x10)	5/1	3	60	92	1500
KSE 4/10-1.5	86381012	white	0.10–0.12 (2.5–3.0)	0.75–1.5	0.24x0.71 (6x18)	0.16x0.39 (4x10)	5/1	3	60	93	1500
KSE 4/18-1.5	86381014	white	0.10–0.12 (2.5–3.0)	0.75–1.5	0.24x1.02 (6x26)	0.16x0.71(4x18)	10/1	2	40	94	1000

Consult labeling system for matching base plates to plotter system

* Single wire type H05/07V-K

KSN label plate



-40 to 284 °F



PC

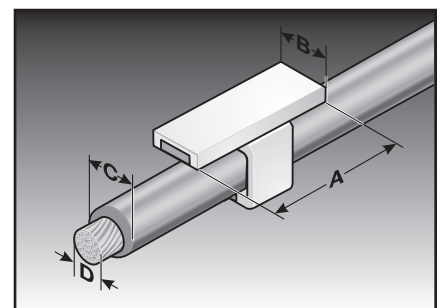




V0



Single-line inscription. Retrofitting.

High-quality, halogen-free label plate for subsequent direct labeling of wires. The KSN label plate can be attached to wired single cores without disconnecting them. They can be attached easily and quickly with the MW1 assembly tool.



Type	Order no.	Color	RAL equiv.	Application range from – to inch (mm)	Core cross section * from – to mm ²	Label size inch (mm)	Maximum characters/lines	Trees No.	No. per frame	Software type	Pack qty.
				(C)	(D)	(BxA)					
KSN-A	86381410	white	9016	0.08–0.10 (2.1–2.5)	0.5–0.75	0.55x0.20 (14x5)	7/1	1	36	12	360
KSN-B	86381412	white	9016	0.10–0.12 (2.6–3.0)	1.0–1.5	0.55x0.20 (14x5)	7/1	1	36	13	360
KSN-C	86381414	white	9016	0.12–0.15 (3.0–3.7)	2.5	0.55x0.20 (14x5)	7/1	1	36	14	360
Accessories											
MW 1	86381610	Mounting tool									1
MPKSN	86381612	Mounting plate									1

KSN sample set 86391010 -

consisting of:

1 KSN frame, 1 MW 1 assembly tool and 1 MPKSN mounting plate

Consult labeling system for suitable base plates

* Single wire type H05/07V-K



Labeling of single wires, cables and conduits

BS label plate



-40 to 284 °F



PC

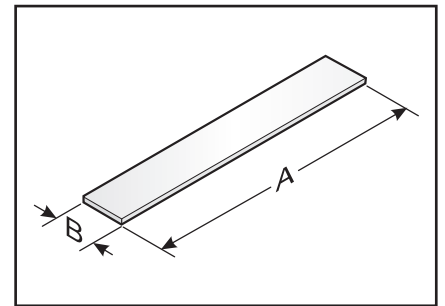



V0



Single-line and multi-line inscription.
Mounted lengthways and crossways.

High-quality, halogen-free label plate for single-line and multi-line inscription. The BS label plate is mounted directly with a cable tie.



Type	Order no.	Color	RAL equiv.	Label size inch (mm)	Printable area inch (mm)	Maximum characters/ lines	Cable ties max. width of inch (mm)	Trees No.	No. per frame	Software type	Pack qty.
For affixing lengthwise				(BxA)							
BS 5	86281020	white	9016	1.06x0.47 (27x12)	1.06x0.47 (27x12)	15/3	0.12 (3.0)	4	16	80	190
For affixing lengthways or crossways				(BxA)							
BS 6	86281022	white	9016	1.06x0.47 (27x12)	1.06x0.47 (27x12)	15/3	0.12 (3.0)	4	16	81	190

For correct size of cable tie KB see accessories

Consult labeling system for suitable base plates

ESL label plate



-40 to 302 °F



Polyester foil
Adhesive 4830

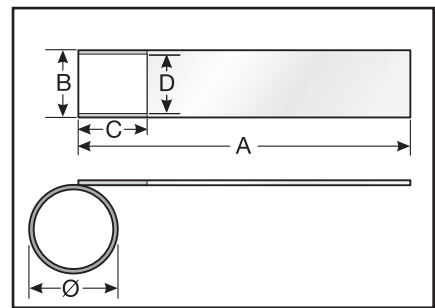



V0



Single-line and multi-line inscription,
A4 sheets.

Self-laminating, high-quality polyester labels for single-line and multi-line inscription. The transparent extension strip sticks over the printable area and keeps the inscription clean and intact. The grid system allows direct removal of each label.



Type	Order no.	Color	RAL equiv.	Label size inch (mm)	Printable area inch (mm)	Maximum characters/ lines	Trees No.	No. per sheet	Software type	Pack
				(AxB)	(CxD)					
ESL 20x12R	86562450	white	9016	0.79x0.47 (20x12)	0.28x0.47 (7x12)	7/2	13	156	116	10 sh.
ESL 35x17R	86562452	white	9016	1.38x0.67 (35x17)	0.35x0.67 (9x17)	10/2	10	70	114	20 sh.
ESL 56x21R	86562454	white	9016	2.20x0.83 (56x21)	0.51x0.83 (13x21)	13/4	8	32	113	25 sh.
ESL 93x31R	86562456	white	9016	3.66x1.22 (93x31)	0.98x1.22 (25x31)	19/7	5	15	117	20 sh.
ESL 140x47R	86562458	white	9016	5.51x1.85 (140x47)	1.18x1.85 (30x47)	29/9	4	8	115	25 sh.

Extension strip

VS 200/10	86561412	transparent	-	7.87x0.39 (200x10)	-					200 pcs
-----------	----------	-------------	---	--------------------	---	--	--	--	--	---------

Calculation of the max. range of application

$$\varnothing = (A-C)/3.14$$

Accessories:

ETH sheet label remover

86562210

1 pcs

Please note: Labels processed at min. 10 °C

Consult labeling system for suitable base plates



Engraving material for labeling of single wires, cables and conduits

☑ Duomatt/engraving mat

Double-layer material

Composed of a colored surface layer and a primarily black base.

Back is coated with self-adhesive, pressure sensitive or a strongly adhesive film.

Suitable for inscription using plotter, engraver or laser.

☑ Triomatt

Three-layered material

Similar to Duomatt, but with one colored surface coat and two differently colored bases.

Depending on the immersion depth of the engraving tool, either the upper or lower based is revealed.

Suitable for inscription using plotter, engraver or laser.

☑ Alumatt

Three-layered material

Two aluminum coats with an intermediary layer of melamine.

The dark melamine core is revealed during engraving to produce the script.

☑ Aluminum

Solid aluminum with a silver, black or other colored anodized layer. For silver anodization the script must be inlaid after the engraving; that extra step is not necessary for other colors.

From Alumatt to double-layered material: Everything you need to know about engraving.

Engraving represents one of the most durable yet economic labeling methods.

Engraved labels last an extremely long time, are resistant to environment influences and mechanical stress. The combination of engraving and suitable media can produce long-lasting labels even in the harshest of industrial environments.

There are a variety of fastening possibilities. These range from a simple press-on action using a self-adhesive side to fastening

with cable ties or a label holder system to be screwed or riveted down.

Please visit our internet site for a convenient overview of the broad spectrum of engraving material from Murrplastik and quick search options for your labeling needs. It's quick and easy to find the right solution based on the materials, dimensions, shape, color and fastening type. Please visit.

www.murrplastik.de/acs/dm



☑ Variety of shapes

Standard shapes:

Prepunched/milled plates for use on the mat, square and round in many dimensions

Universal:

Plastic and aluminum plates (11.81" x 7.87") (300 x 200 mm) for general use

☑ Variety of options

Cornered model:

Square-edged or with radius

Bore holes:

in any count desired for screws or rivets

Adhesive model:

- without adhesive (HF)

- self-adhesive (SK)

- self-adhesive

for rough surfaces (SSK)

Terminal block labeling





Terminal block labeling

Adels-Kle
RKV

Adels
List of Adels terminal blocks and the Murrplastik labels that fit them.
Page 64

Allen Bradley-Kl
1492 J3
1492 J5
1492 J6
1492 K2

Allen Bradley
List of Allen Bradley terminal blocks and the Murrplastik labels that fit them.
Page 64

Beckhoff-Kle
EL 1004
IE 3112-2-00 Feldv
IL 2301-B310
KL 1408

Beckhoff
List of Beckhoff terminal blocks and the Murrplastik labels that fit them.
Page 64

Conta Clip-Kle
PK-TS 15/35
ZRKG
ZSLG
ZSLN

Conta Clip
List of Conta Clip terminal blocks and the Murrplastik labels that fit them.
Page 66

Entrelec-Kle
D 1,5 /5
D 2,5-5 2L2L
D 2.5/6.D
D 6/9

Entrelec
List of Entrelec terminal blocks and the Murrplastik labels that fit them.
Page 65

Overview of terminal block makers

Klemsan-Kle AVK 2,5 AVK 4 AVK 6 AVK 10	Klemsan List of Klemsan terminal blocks and the Murrplastik labels that fit them. Page 66	Schlegel-Kle FK16 IKS14 IKTR16 WK16	Schlegel List of Schlegel terminal blocks and the Murrplastik labels that fit them. Page 71
Legrand-Kle Wk 2,5/U	Legrand List of Legrand terminal blocks and the Murrplastik labels that fit them. Page 67	Sprecher+Schuh- V7-W3 V7-W4 V7-W6 V7-W10	Sprecher und Schuh List of Sprecher und Schuh terminal blocks and the Murrplastik labels that fit them. Page 72
Lütze-Kle EURO-Klemme (6 mm) Klemme	Lütze List of Lütze terminal blocks and the Murrplastik labels that fit them. Page 67	Wago-Kle 2002-1201 Top-Job 2002-1401 Top-Job 2004-1201 Top-Job 240-117	Wago List of Wago terminal blocks and the Murrplastik labels that fit them. Page 73
Murrelektronik-K KM 4 (90931) KM 5 (90900) ME-Klemme 44212	Murrelektronik List of Murrelektronik terminal blocks and the Murrplastik labels that fit them. Page 67	Weidmüller-Kle AKZ 4../AKB 4... BZT ZVL 1,5 DLA 2,5 DLD 2,5	Weidmüller List of Weidmüller terminal blocks and the Murrplastik labels that fit them. Page 75
Phoenix-Kle ASI IO SL DI 4/4 ASI IO SL DIO 4/2/2 ASI IO SL DIO 8/4/4 ASI IO SL DO 4/4	Phoenix List of Phoenix terminal blocks and the Murrplastik labels that fit them. Page 68	Wieland-Kle 9700 A S35 97050 AI WK 2,5/U WK 4/U	Wieland List of Wieland terminal blocks and the Murrplastik labels that fit them. Page 78
Siemens-Kle 3TX7 004-1LB0 3TX7 004-1LF00 8WA1 011-ODF21 8WA1 011-ODC21	Siemens List of Siemens terminal blocks and the Murrplastik labels that fit them. Page 72	Woertz-Kle 2711 30150BL 30150E 30150GR	Woertz List of Woertz terminal blocks and the Murrplastik labels that fit them. Page 78



Terminal block labeling



KAB labels

Suitable for terminal blocks from Allen Bradley, Lütze and Woertz.

Page 79



KET labels

Suitable for terminal blocks from Entelec.

Page 80




Overview of labels



KLG labels

Suitable for terminal blocks from Legrand.


Page 81



KMR labels

Suitable for terminal blocks from Conta Clip, Entrelec, Klemsan, Schlegel, Weidmüller and Wago.


Page 82



KPX labels

Suitable for terminal blocks from Entrelec, Murrelektronik, Phoenix, Siemens and Wago.


Page 83



KSI labels

Suitable for terminal blocks from Siemens.


Page 85



KWI labels

Suitable for terminal blocks from Entrelec, D+E, Legrand, Phoenix, Sprecher + Schuh, Telemecanique, Wago and Wieland.

Page 86



WGO labels

Suitable for terminal blocks from Beckoff, Entrelec and Wago.

Page 87



TK labels

Suitable for terminal blocks from Adels.

Page 88





Terminal block labeling

Selection table terminal block labeling

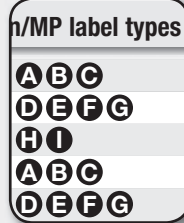
Which Murrplastik label is suitable for which terminal block?

Allen Bradley-

1492 J3
1492 J5
1492 J6
1492 K2
1492 K3

Terminal block manufacturers and terminal block types are organized alphabetically into tables.

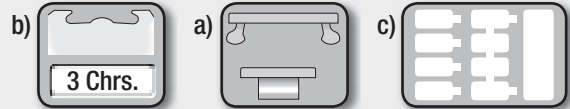
An alphabet system is used to make it easy to identify which Murrplastik labels are suitable for each individual terminal block.



A KAB
5/5,4-5
Page 999

Letter symbol, the precise label and the catalog page with all product and ordering information.

- a) Label profile
- b) Terminal block profile, maximum count characters per label
- c) Label connection to tree (individually linked/grid/paper slips).



Adels terminal blocks/MP label types

RKV	A B
-----	------------

Label type, clamp and label profiles

A TK 4.5-7 Page 88			
	3 Chrs.		

Label type, clamp and label profiles

B TK 4.5-7.5 Page 88			
	4 Chrs.		

Allen Bradley terminal blocks/MP label types

1492 J3	A B C
1492 J5	D E F G
1492 J6	H I
1492 K2	A B C
1492 K3	D E F G
1492 Lxxx	A B C
1492 M 5x5	A
1492 M 5x12	C
1492 M 6x10	E
1492 M 6x12	F
1492 SM 5x5	A
1492 SM 5x9	B
1492 SM 6x9	D
1492 SM 6x10	E
1492 SM 6x12	F
1492 SM 8x9	H
1492 SM 8x12	I
1492-JD3C	A
1492-WD4	D

Label type, clamp and label profiles

A KAB 5/5,4-5 Page 79			
	3 Chrs.		
B KAB 5/9-5 Page 79			
	5 Chrs.		
C KAB 5/12-5 Page 79			
	6 Chrs.		
D KAB 6/9-6 Page 79			
	5 Chrs.		
E KAB 6/10-6 Page 79			
	5 Chrs.		

Label type, clamp and label profiles

F KAB 6/12 Page 79			
	6 Chrs.		
G KAB 6/12-6 Page 79			
	6 Chrs.		
H KAB 8/9-8 Page 79			
	5 Chrs.		
I KAB 8/12-8 Page 79			
	6 Chrs.		

Beckhoff terminal blocks/MP label types

EL1004	A
KL 1408	B
KL 1418	B
KL 2408	B
KL 14xx	A

Beckhoff terminal blocks/MP label types

Label type, clamp and label profiles

A WGO 5/5-5 Page 87			
	3 Chrs.		
B WGO 12/7 Page 87			
	6 Chrs.		

Selection table terminal block labeling

Entrelec terminal blocks/MP label types	Label type, clamp and label profiles	Label type, clamp and label profiles
D1.5/5	A KAB 5/5.4-5 Page 79 3 Chrs.	Q KPX 6/15-6 Page 83 8 Chrs.
D2.5-5 2L2L (grey)	B KAB 5/9-5 Page 79 5 Chrs.	R KSF 20x9 Page 112 11 Chrs.
D2.5/6.D (grey)	C KAB 6/9-6 Page 79 5 Chrs.	S KSS 20x9 Page 105 11 Chrs.
D6/8.ADO (grey)	D KET 5/10-5 Page 80 5 Chrs.	T KWI 5/10 Page 86 5 Chrs.
D2.5/5.2L (grey)	E KET 6/10-6 Page 80 5 Chrs.	U KWI 5/15 Page 86 8 Chrs.
D2.5/5.4L (grey)	F KET 8/10-8 Page 80 5 Chrs.	V KWI 6/10 Page 86 5 Chrs.
D2.5/5.P.4L (green)	G KMR 5/7.5-5 Page 82 4 Chrs.	W KWI 6/15 Page 86 5 Chrs.
D2.2.5/6.DA (RC65)	H KPX 4/10 Page 83 5 Chrs.	X SKS 20x7 Page 104 11 Chrs.
D4/6 LNTD (grey)	I KPX 5/5-5 ZS Page 84 3 Chrs.	Y WGO 5/5-5 Page 87 3 Chrs.
D4-6 2L	J KPX 5/10-5 Page 83 5 Chrs.	Z WGO 5/10-5 Page 87 5 Chrs.
D4-6.P.2L (green)	K KPX 5/10-5 ZS Page 84 5 Chrs.	a WGO 5/10-5F Page 87 5 Chrs.
D6-8 2L (grey)	L KPX 5/15-5 Page 83 8 Chrs.	b KMR 6/10 Page 82 5 Chrs.
D6-8.P.2L (green)	M KPX 6/10 Page 83 5 Chrs.	c KMR 6/10-6 Page 82 5 Chrs.
DR 4/6 (grey)		
ENK-BADL		
M 4/6... (grey)		
M 4/8 (grey)		
M 6/8... (grey)		
M 10/10... (grey)		
M 16/12... (grey)		
M 35/16... (grey)		
MA 2.5/5 (RC510)		
MA 2.5/5D2 (RC510)		
RC 55 (5 x 0.2" (5 mm))		
RC 65 (6 x 0.2" (5 mm))		
RC 510 (5 x 0.39" (10 mm))		
RC 610 (6 x 0.39" (10 mm))		
Time relay made by ENTRELEC Schiele		



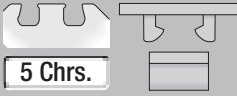
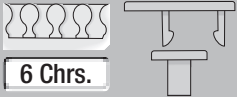
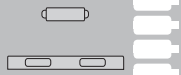
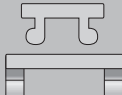

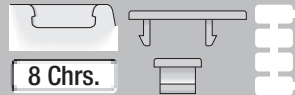
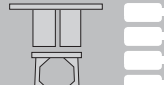
Terminal block labeling

Selection table terminal block labeling

Conta Clip terminal blocks/MP label types	Label type, clamp and label profiles	Label type, clamp and label profiles
PK-TS 15/35	A KMR 3.5/7.5-3.5 Page 82 4 Chrs.	D KMR 6/10-6 Page 82 5 Chrs.
ZRKG		
ZSLG		
ZSLN		
ZSRK	B KMR 5/7.5-5 Page 82 4 Chrs.	E KMR 6/15 Page 82 8 Chrs.
ZVMAK		
	C KMR 6/10 Page 82 5 Chrs.	F KMR 6/15-6 Page 82 8 Chrs.

Klemsan terminal blocks/MP label types	Klemsan terminal blocks/MP label types	Label type, clamp and label profiles
AVK 2.5	PIK 2.5 N	A KMR 5/10 Page 82 5 Chrs.
AVK 4	PIK 4 N	B KMR 5/10 FA Page 82 5 Chrs.
AVK 6	PUK 3	C KMR 5/15 Page 82 8 Chrs.
AVK 10	PUK 2	D KMR 6/10 Page 82 5 Chrs.
AVK 16	ASK 3 FB	E KMR 6/15 Page 82 8 Chrs.
AVK 35	ASK 2 B	F KMR 5/7.5-5 Page 82 4 Chrs.
AVK 70	ASK 4 B	G KMR 5/10-5 Page 82 5 Chrs.
AVK 2.5/4 T		H KMR 5/15-5 Page 82 8 Chrs.
AVK 6/10 T		I KMR 6/10-6 Page 82 5 Chrs.
AVK 16/35 T		
YBK 2.5		
YBK 4		
YBK 6		
YBK 10		
YBK 2.5 T		
YBK 4 T		
YBK 6 T		
YBK 10 T		
PEK 2.5 K		
PEK 2.5		
PEK 4		
PEK 6		
PEK 10		
PEK 16		
PEK 35		
PEK 35 I		
WGT 2.5		
WGT 4		
WGT 6		
WGT 10		
MVK 2.5		
MVK 4		
MVK 2.5 T		
MVK 4 T		

Selection table terminal block labeling

<p>Legrand terminal blocks/MP label types</p> <p>Wk 2.5/U A</p>	<p>Label type, clamp and label profiles</p> <p>A KLG 5/10 Page 81 5 Chrs.</p> 	
<p>Lütze terminal blocks/MP label types</p> <p>EURO terminal block (6 mm wide) A Initiator terminal blocks B</p>	<p>Label type, clamp and label profiles</p> <p>A KAB 6/12-6 Page 79 6 Chrs.</p> 	<p>Lütze terminal blocks/MP label types</p> <p>B SKS 11x4 Page 104 6 Chrs.</p> 
<p>Murrelektronik terminal blocks/MP label types</p> <p>KM 4 (90931) A KM 5 (90900) B KM 5/15 (90901) D ME terminal block 44212 C</p>	<p>Label type, clamp and label profiles</p> <p>A KS 5/10 Page 111 6 Chrs.</p>  <p>B KSS 20x9 Page 105 11 Chrs.</p> 	<p>Label type, clamp and label profiles</p> <p>C KPX 5/15-5 Page 83 8 Chrs.</p>  <p>D KWI 5/15 Page 86 8 Chrs.</p> 



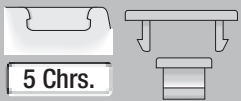
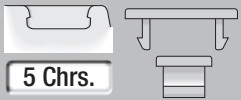
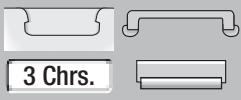
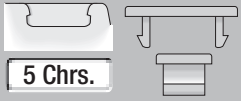
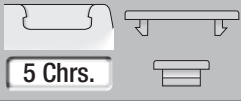








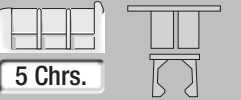
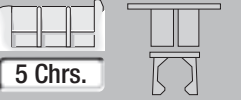
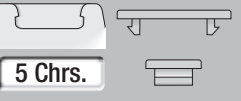



Terminal block labeling

Selection table terminal block labeling

Phoenix terminal blocks/MP label types		Phoenix terminal blocks/MP label types		Phoenix terminal blocks/MP label types	
9700 A S35	NO	MT 1.5 TWIN	A	STS 2.5 Twin	D
ASI IO SL DI 4/4	D	MT 1.5 TWIN - PE	A	STS 2,5/2,5 PE/Quattro MT/TG	GL
ASI IO SL DIO 4/2/2	D	MTK - LOE	DF	STI 2.5-PE/L/LB	GL
ASI IO SL DIO 8/4/4	D	MTK - P/P	DF	STS 4 / 4 PE / Quattro	HI
ASI IO SL DO 4/4	D	MTK - TP	DF	STTB 1.5	AB
DFK ...	HJ	MTKD-...	HJ	TML...	HJ
DFK 4	HIJK	MTTB 1.5	A	UDK 3	DF
DFK 4 - PE	HIJK	MZB 1.5	GL	UDK 3 - PE	DF
DFK 4 - SI	HJ	MZDB 1.5	GL	UDK 4	HIJK
DIK 1.5	HIJK	MZFK 1.5	GL	UDK 4 - ILA	HIJK
DIK 1.5 - LA (RD)	HIJK	MZFCK 1.5	GL	UDK 4 - ULA	HIJK
DIKD 1.5	HIJK	MZFCKB 1.5	GL	UDK 4 MTK - P / P	HIJK
DIKD 1.5 - LA	HIJK	OTTA 2.5	HJ	UDK 4 TG	HIJK
DIKD 1.5 - PV	HIJK	OTTA 2.5 PE	HJ	UDMTK 5 - P / P	HIJK
DLK 2.5 - PE	HIJK	OTTA 6	HJ	UDMTK 5 - TWIN - P/P	HIJK
DLKB 2.5 PE	HIJK	OTTA 6 - PE	HJ	UHSK / S 2000	HJ
DOK 1.5 - 2D	HIJK	OTTA 6 - T	HJ	UHV 25	HJ
DOK 1.5 LA	HIJK	OTTA 25	HJ	UHV 50	HJ
DOK 1.5 TG	HIJK	PIK 4 -L	H	UHV 95	HJ
DOKD 1.5 - TG	HIJK	PIK 4 - L / L	H	UHV 150	HJ
E - UK	HJ	PIK 4 - L / LB	H	UHV 240	HJ
GBS 5-UK/B	D	PIK 4- PE / L / NT	H	UIK 16	HJ
GTF 76/230	HJ	PIK 4 - PE / L / NTB	H	UIK 16 - PE / N	HJ
IBILdiverse	L	PIK 4 PE / L / L	H	UIK 35 - PE / N	HJ
K4 - SP	HIJK	PIK 4 PE / L / N	H	UIKN 35	HJ
MBK 3/ E - Z	DF	PIK 6 - L / L	HJ	UISLKG 16	HJ
MBK 3/ E - Z -PE	DF	PIK 6 - PE / L / L	HJ	UISLKG 35	HJ
MBK 6 / E	HJ	PIK 6 - PE / L / N	HJ	UK - FRONT 4	HIJK
MBKKB 2.5	DF	PLC RSC	HJ	UK - FRONT 4 - PE	HIJK
MBKKB 2.5 - DIO	DF	QT 1.5	GIL	UK 1.5 N	AB
MBKKB 2.5 - PV	DF	QT 1.5 TWIN	D	UK 2.5	DF
MBKKB 2.5 + V	DF	QT 1.5-PE	GIL	UK 2.5 B	HIJK
MBT 2.5	HIJK	QTC 1,5-TG (disconnect terminal)	D	UK 2.5 LOER	HIJK
MBT 2.5 PE	HJ	QTC 1.5-MT (knife disconnect terminal)	D	UK 2.5 N	DF
Mini MCR-SL-1	GPL	RTK	HJ	UK 3	DF
Mini MCR-SL-1(2)CP-I-I-SP	GPL	SLKK 5	HIJK	UK 3 - EX	DF
Mini MCR-SL-I-I	GPL	SLKK 5 - LA	HIJK	UK 3 - RETURN	DF
Mini MCR-SL-PT100-UI	GPL	SPB 2.5	CEL	UK 3 - RETURN - PE	DF
Mini MCR-SL-PT100-UI-NC	GPL	SSK 0525 KER-EX	HJ	UK 3 - TWIN	DF
Mini MCR-SL-PTB	GPL	SSK 110 KER-EX	HJ	UK 3 - TWIN - PE	DF
Mini MCR-SL-PTB-SP	GPL	SSK 116 KER-EX	HJ	UK 3 N	DF
Mini MCR-SL-RPS-I-I	GL	ST 2.5	CDL	UK 4	HIJK
Mini MCR-SL-UI-21	PL	ST 2.5 TWIN	CL	UK 4 EX	HIJK
Mini MCR-SL-UI-Ui	GPL	ST 2.5-PE	CDL	UK 4 - TG	HIJK
Mini MCR-SL-UI-UI-NC	GPL	ST 4	GL	UK 4 - TG -LOER - P/P	HIJK
MSLKG 6	HJ	ST 4 TWIN	H	UK 4 FS / FS	HIJK
MT 1.5	A	ST 6	GL	UK 4 FSR	HIJK
MT 1.5 PE	A	ST 10	GL	UK 4 LOER	HIJK
MT 1.5 QUATTRO	A	ST 16	ML	UK 4 TP	HIJK
MT 1.5 QUATTRO -PE	A	ST 35	GL	UK 4 TP / TP	HIJK

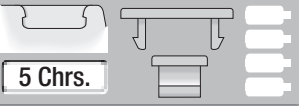

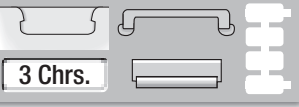
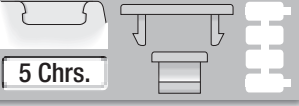
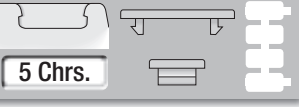







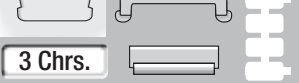
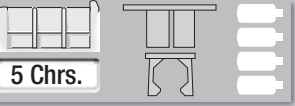
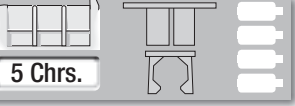


Selection table terminal block labeling

Phoenix terminal blocks/MP label types		Phoenix terminal blocks/MP label types		Label type, clamp and label profiles	
UK 5	H I J K	UKK 5 - DIO	H I J K	A KPX 4/10 Page 83	
UK 5 - HESI	H J	UKK 5 - TG	H I J K	B KPX 4/10-4 Page 83	
UK 5 - MTK - P/P	H I J K	UKK 5 -2 -DIO	H I J K	C KPX 5/5-5 ZS Page 84	
UK 5 - R - L	H I J K	UKK 5 -LA	H I J K	D KPX 5/10-5 Page 83	
UK 5 - TWIN	D F	UKKB 3	D F	E KPX 5/10-5 ZS Page 84	
UK 5 - TWIN - EX	D	UKKB 5	H I J K	F KPX 5/15-5 Page 83	
UK 5 / R - DRAHT	H J	UKKB 10	H J	G KPX 6/5-6 ZS Page 84	
UK 5 N	H I J K	UKKB 10 / 2.5	H J	H KPX 6/10 Page 83	
UK 5 RETURN	H I J K	UKKB 10 / 2.5 - PE	H J	I KPX 6/10-6 Page 83	
UK 5 RETURN - PE	H I J K	UKN 2.5	H I J K	J KPX 6/15 Page 83	
UK 5 TWIN	H I J K	UKN 4	H I J K	K KPX 6/15-6 Page 83	
UK 5 TWIN - PE	H I J K	UKN 5	H I J K	L KPX 6/180 Page 84	
UK 6	H J	UKN 10 (N)	H J	M KPX 12/5-12 ZS Page 84	
UK 6 N	H J	UKN 16	H J		
UK 6.3 HESI	H J	UKN 16N	H J		
UK 10	H J	UKN 35	H J		
UK 10 - DREHSI	H J	UKSN	H I J K		
UK 10 - EX	H J	URK - ND	H J		
UK 10 - N-PE / N	H J	URK - ND 2	H J		
UK 10 - PLUS	H J	URKN	H J		
UK 10 - PLUS - PE	H J	URKN - A	H J		
UK 10 - TWIN	H J	URKN / S	H I J K		
UK 10 - TWIN - PE	H J	URTK - BEN	H J		
UK 10 N	H J	URTK / S	H J		
UK 10 RETURN	H J	URTK - BEN	H J		
UK 10 RETURN - PE	H J	URTK / S	H J		
UK 10.3 - HESI	H J	URTK / S - BEN	H J		
UK 16	H J	URTK / SS	H I J K		
UK 16 - EX	H J	URTKD / SP	H J		
UK 16 - PE / N	H J	USED 16	H J		
UK 16 N	H J	USED 27	H J		
UK 16 N - EX	H J	USEN 14	H J		
UK 16 N - PE / N	H J	USEN 18	H J		
UK 35	H J	USK / SGSK	H J		
UK 35 - EX	H J				
UK 35 - PE / N	H J	N KWI 5/10 Page 86			
UK SI	H J	O KWI 6/10 Page 86			
UKB 4 FS ...	H	P KPX 6/10-6 ZS Page 84			
UKD 4 PE	H I J K	Q KPX U/5 ZS Page 999			
UKH 25	H J				
UKH 50	H J				
UKH 50 - PE / N	H J				
UKH 95	H J				
UKH 95 - PE / N	H J				
UKH 150	H J				
UKH 240	H J				
UKK 3	D F				
UKK 4 - FS	H J				
UKK 4 - FS / FS	H J				
UKK 5	H I J K				



Terminal block labeling

Selection table terminal block labeling

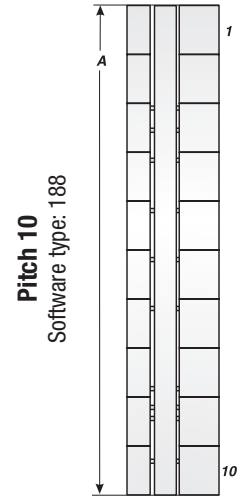
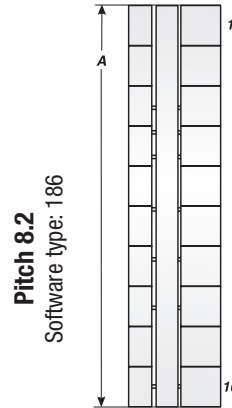
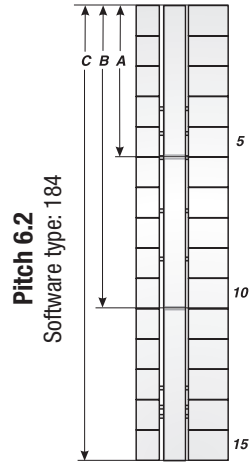
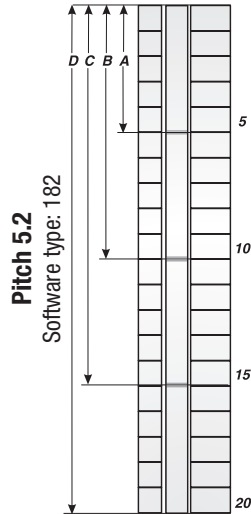
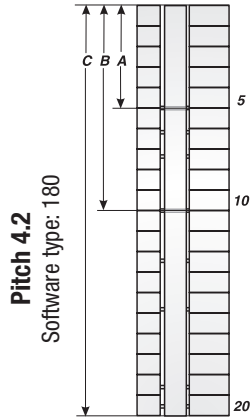
Phoenix terminal blocks/MP label types		Phoenix terminal blocks/MP label types		Label type, clamp and label profiles	
USK 4 FSR...	H I J K	ZVIOK 1.5 - LA	C E L Q	A KPX 4/10 Page 83	
USLKG 2.5	H I J K	ZVIOK 1.5 / 1.5 LA	C E L Q	B KPX 4/10-4 Page 83	
USLKG 2.5 - N	D F	ZVKK 4 FS	C H J L Q	C KPX 5/5-5 ZS Page 84	
USLKG 3	D F			D KPX 5/10-5 Page 83	
USLKG 4	H I J K			E KPX 5/10-5 ZS Page 84	
USLKG 5	H I J K			F KPX 5/15-5 Page 83	
USLKG 10 (N)	H J			G KPX 6/5-6 ZS Page 84	
USLKG 16	H J			H KPX 6/10 Page 83	
USLKG 16 N	H J			I KPX 6/10-6 Page 83	
USLKG 35	H J			J KPX 6/15 Page 83	
USLKG 50	H J			K KPX 6/15-6 Page 83	
USLKG 95	H J			L KPX 6/180 Page 84	
UT 10	H J			M KPX 12/5-12 ZS Page 84	
UT 10 BU	H J				
UT 10 PE	H J				
UT 16	H J				
UT 16 BU	H J				
UT 16 PE	H J				
UT 2.5	D F				
UT 2.5 BU	D F				
UT 2.5-QUATRO	D F				
UT 2.5-QUATRO BU	D F				
UT 35	L M				
UT 4	H J				
UT 4 BU	H J				
UT 4 YE	H J				
UT 4-MTD BU	H J				
UT 4-MTD-PE	H J				
UT 4 TWIN	H J				
UT 4 TWIN-PE	H J				
UT 6	H J				
UT 6 BU	H J				
UT 6 PE	H J				
UTK 35	H J				
UXKK 4	H I J K				
VBSN 4 FS	H	N KWI 5/10 Page 86			
VBST 4 FS / FS	H	O KWI 6/10 Page 86			
VIOK 1.5	H I	P KPX 6/10-6 ZS Page 84			
VIOK 1.5-2D	H I	Q KPX U/5 ZS Page 999			
VIOK 1.5-3D/PE	H I				
VIOK 1.5-D/TG/D/PE	G H I L				
VIOK 1.5-LA	H I				
ZDIK 1.5	C L Q				
ZDMTK 2.5	G L Q				
ZFDK 2.5	D				
ZFDK -PE	D				
ZFKK 2.5 (-MT)	D				
ZVIOK 1.5	C E L Q				
ZVIOK 1.5 - 2D	C E L Q				
ZVIOK 1.5 - D / TG / D / PE	C E L Q				

Selection table terminal block labeling

Overview of installation in terminal block pitch:

Label plate KPX U/5-ZS

Suitable for: ZBFM family made by Phoenix



Lengths on terminal block

- A: 0.83" (21 mm)
- B: 1.65" (42 mm)
- C: 3.31" (84 mm)

Lengths on terminal block

- A: 1.02" (26 mm)
- B: 2.05" (52 mm)
- C: 3.07" (78 mm)
- D: 4.09" (104 mm)

Lengths on terminal block

- A: 1.22" (31 mm)
- B: 2.44" (62 mm)
- C: 3.66" (93 mm)

Lengths on terminal block

- A: 3.23" (82 mm)

Lengths on terminal block

- A: 3.94" (100 mm)

Schlegel terminal blocks/MP label types

FK16	A B C
IKSI4	A B C
IKTR16	A B C
IK16	A B C
IKE16	A B C
IKTRED	A B C
IK25	A B C
IK51	A B C
IK70	A B C
IZZ4	A B C
IK120	A B C
GKL3	A B C
IK3	A B C
HK3	A B C
IF2.5	A B
IFE2.5	A B
IK240	A B C
IKI4P24	A B C D
IKI4N24	A B C D
IKIT4	A B C D
IK5	A B C D
IKI4	A B C D
IKEPTR	A B C D
IKAE4	A B C D
IKTR4	A B C D
IKPP	A B C D

Label type, clamp and label profiles

IKAE4P24	A B C D
IKH4	A B C D
IKP	A B C D
IKTSP4	A B C D
IKEPP	A B C D
IKTS4	A B C D
IKT4	A B C D
IKEPN	A B C D
IKEPT	A B C D
IFTR2.5	A B
FK5	A B C
IKTRE	A B C
IKE4	A B C
IKE10	A B C
IKO4	A B C
IKOTR4	A B C
IKOE4	A B C
IKFSI5	A B C
IKSI5	A B C
IK10	A B C
IKT10	A B C
IKTR10	A B C

Label type, clamp and label profiles

A KMR 5/10 Page 82		5 Chrs.
B KMR 5/10 FA Page 82		5 Chrs.
C KMR 6/10 Page 82		5 Chrs.
D KMR 6/10-6 Page 82		5 Chrs.

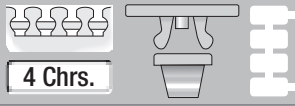
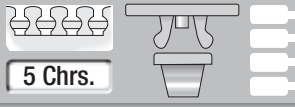
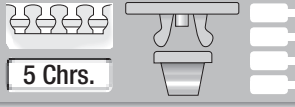
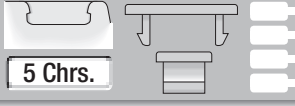
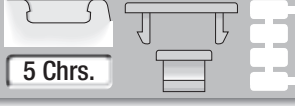

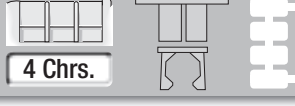







Terminal block labeling

Selection table terminal block labeling

Siemens terminal blocks/MP label types	Label type, clamp and label profiles	Label type, clamp and label profiles
3TX7 004-1LB0 R	C KPX 5/10-5 ZS Page 84 5 Chrs.	K KPX 10/5 ZS Page 84 5 Chrs.
3TX7 004-1LF00 R	D KPX 5/10-5...6 ZS Page 84 5 Chrs.	L KSI 5/7 Page 85 3 Chrs.
8WA1 011-0DF21 PQ	E KPX 6/5-6 ZS Page 84 3 Chrs.	M KSI 5/7-5 Page 85 3 Chrs.
8WA1 011-0DG21 LN	F KPX 6/10 Page 83 5 Chrs.	N KSI 5/10 Page 85 5 Chrs.
8WA1 011-1BF23 PQ	G KPX 6/10-6 Page 83 5 Chrs.	O KSI 5/10-5 Page 85 5 Chrs.
8WA1 011-1DF11 PQ	H KPX 6/10-6 ZS Page 84 5 Chrs.	P KSI 6/7-6 Page 85 3 Chrs.
8WA1 011-1DG11 LN	I KPX 6/15 Page 83 8 Chrs.	Q KSI 6/10-6 Page 85 5 Chrs.
8WA1 011-3DF21 PQ	J KPX 8.2/5 ZS Page 84 4 Chrs.	R SKS 11x4 Page 104 6 Chrs.
8WA1 011-3DG21 LN		
8WA1 221 LN		
8WA1 741-2X LN		
8WA1... / 8WA2... LN		
8WA2 011-1BJ LN		
8WA2 011-1DF20 LMNO		
8WA2 011-1DG20 PQ		
8WA2 011-1DH20 LN		
8WA2 011-3KE 10 LN		
OTTA 2.5 FI		
8WH /1.5 mm ² A		
8WH /2.5 mm ² BCD		
8WH /4 mm ² DEH		
8WH /6 mm ² J		
8WH /8 mm ² K		
A KPX 4.2/5-4.2 ZS Page 83 3 Chrs.		
B KPX 5/5-5 ZS Page 84 3 Chrs.		
Sprecher+Schuh term. blocks/MP label types	Label type, clamp and label profiles	Label type, clamp and label profiles
V7-W3 ABCD	A KWI 5/10 Page 86 5 Chrs.	E KWI 6/10 Page 86 5 Chrs.
V7-W4 EGFH	B KWI 5/10-5 Page 86 5 Chrs.	F KWI 6/10-6 Page 86 5 Chrs.
V7-W6 EG	C KWI 5/15 Page 86 8 Chrs.	G KWI 6/15 Page 86 5 Chrs.
V7-W10 EG	D KWI 5/15-5 Page 86 5 Chrs.	H KWI 6/15-6 Page 86 5 Chrs.
V7-W16S EG		
V7-W35 EG		
V7-W70 EG		
V7-WG4 EGFH		
V7-WG6 EG		
V7-WG10S EG		
V7-WG16 EG		
V7-WG35 EG		
V7-WG-70 EG		
V7-WDG4C EGFH		

Selection table terminal block labeling

Wago terminal blocks/MP label types		Wago terminal blocks/MP label types		Label type, clamp and label profiles	
2002-1201 Top-Job	JK	280-656	EK	A KMR	
2002-1401 Top-Job	JK	280-671	EK	5/7.5-5	Page 82
2004-1201 Top-Job	JK	280-672	EK	B KMR	
249-117	JK	280-676	EK	5/10	Page 82
264-711	I	280-681	EK	C KMR	
264-714 Mini blue	I	280-683	EK	6/10	Page 82
270-570	I	280-684	EK	D KPX	
279-104	D	280-685	EK	4/10	Page 83
279-105	D	280-687	EK	E KPX	
279-106	D	280-695	EK	5/10-5	Page 83
279-107	D	280-830	EK	F KPX	
279-108	D	280-831	EK	6/10	Page 83
279-109	D	280-832	EK	G KWI	
279-110	D	280-833	EK	5/8.6-5	Page 86
279-111	D	280-834	EK	H KWI	
279-112	D	280-835	EK	6/8.2-6	Page 86
279-113	D	280-836	EK	I WGO	
279-114	D	280-837	EK	5/5-5	Page 87
279-115	D	280-869	EK	J WGO	
279-116	D	280-870	EK	5/10-5	Page 87
279-117	D	280-871	EK	K WGO	
279-118	D	280-874	EK	5/10-5F	Page 87
279-119	D	280-875	EK	L WGO	
279-120	D	280-876	EK	12/7	Page 87
279-121	D	280-878	EK		
279-122	D	280-880	EK		
279-123	D	280-881	EK		
279-124	D	280-882	EK		
279-125	D	280-883	EK		
279-126	D	280-884	EK		
279-127	D	280-885	EK		
279-128	D	280-901	EJK		
279-129	D	280-902	EK		
279-130	D	280-903	EK		
279-131	D	280-904	EK		
279-132	D	280-905	EK		
280-520	JK	280-906	EK		
280-560	EK	280-907	EK		
280-601	EK	280-912	EK		
280-607	EK	280-946	EK		
280-612	EK	281-601	F		
280-622	EK	281-604	F		
280-626	EK	281-607	F		
280-641	EK	281-611	J		
280-646	EK	281-631	F		
280-649	EK	281-652	F		
280-650	EK	281-653	F		
280-651	EK	281-654	F		
280-653	EK	281-657	F		
280-654	EK	281-659	F		



Terminal block labeling

Selection table terminal block labeling

Wago terminal blocks/MP label types		Wago terminal blocks/MP label types		Label type, clamp and label profiles	
281-660	F	284-687	F	A KMR	
281-663	F	284-901	F	5/7.5-5	4 Chrs.
281-664	F	284-902	F	Page 82	
281-666	F	284-904	F	B KMR	
281-668	F	284-907	F	5/10	5 Chrs.
281-678	F	285-195	JK	Page 82	
281-679	F	285-601	F	C KMR	
281-681	F	285-605	F	6/10	5 Chrs.
281-683	F	290-681	JK	Page 82	
281-684	F	750-xxx	ABC I K L	D KPX	
281-685	F	769-237	I	4/10	5 Chrs.
281-686	F	775-641	GK	Page 83	
281-687	F	777-641	GHK	E KPX	
281-901	F	780-601	GJK	5/10-5	5 Chrs.
281-902	F	781-601	GHK	Page 83	
281-903	F	782-601	GHK	F KPX	
281-904	F	782-604	GHK	6/10	5 Chrs.
281-905	F	782-607	GHK	Page 83	
281-906	F	783-601	GHK	G KWI	
281-907	F	783-604	GHK	5/8.6-5	4 Chrs.
281-912	F	783-607	GHJK	Page 86	
282-601	F	784-601	GHK	H KWI	
282-604	F	785-601	GHJ	6/8.2-6	4 Chrs.
282-607	F	870-501	BK	Page 86	
282-681	F	870-507	B	I WGO	
282-682	F	870-531	I	5/5-5	3 Chrs.
282-684	F	870-538	I	Page 87	
282-687	F	870-551	B	J WGO	
282-901	F	870-567	K	5/10-5	5 Chrs.
282-902	F	870-831	K	Page 87	
282-904	F	870-901	K	K WGO	
282-907	F	880-901	B	5/10-5F	5 Chrs.
283-602	F	2006-1201	JK	Page 87	
283-604	F	2006-1202	JK	L WGO	
283-607	F	2006-1204	JK	12/7	6 Chrs.
283-609	F	2006-1207	JK	Page 87	
283-671	F	2006-1301	JK		
283-672	F	2006-1302	JK		
283-674	F	2006-1304	JK		
283-677	F	2006-1307	JK		
283-901	F	2006-1601	JK		
283-902	F	2006-1604	JK		
283-904	F	2016-1201	JK		
283-907	F	2016-1202	JK		
284-601	F	2016-1204	JK		
284-604	F	2016-1207	JK		
284-607	F	2016-1301	JK		
284-681	F	2016-1302	JK		
284-682	F	2016-1304	JK		
284-684	F	2016-1307	JK		

Selection table terminal block labeling

Wago terminal blocks/MP label types	Label type, clamp and label profiles	Label type, clamp and label profiles
2016-7114	A KMR 5/7.5-5 Page 82 4 Chrs.	G KWI 5/8.6-5 Page 86 4 Chrs.
2016-7601	B KMR 5/10 Page 82 5 Chrs.	H KWI 6/8.2-6 Page 86 4 Chrs.
2016-7604	C KMR 6/10 Page 82 5 Chrs.	I WGO 5/5-5 Page 87 3 Chrs.
2016-7607	D KPX 4/10 Page 83 5 Chrs.	J WGO 5/10-5 Page 87 5 Chrs.
2016-7711	E KPX 5/10-5 Page 83 5 Chrs.	K WGO 5/10-5F Page 87 5 Chrs.
2016-7714	F KPX 6/10 Page 83 5 Chrs.	L WGO 12/7 Page 87 6 Chrs.
X-Com System base terminal block		

Weidmüller terminal blocks/MP label types	Label type, clamp and label profiles	Label type, clamp and label profiles
AKZ 4../AKB 4...	A KMR 3.5/7.5-3.5 Page 82 4 Chrs.	G KMR 5/15-5 Page 82 8 Chrs.
BZT ZVL 1.5	B KMR 5/7.5-5 Page 82 4 Chrs.	H KMR 6/10 Page 82 5 Chrs.
DLA 2.5	C KMR 5/10 Page 82 5 Chrs.	I KMR 6/10-6 Page 82 5 Chrs.
DLD 2.5	D KMR 5/10 FA Page 82 5 Chrs.	J KMR 6/15 Page 82 8 Chrs.
DLI 2.5	E KMR 5/10-5 Page 82 5 Chrs.	K KMR 6/15-6 Page 82 8 Chrs.
EK 2.5	F KMR 5/15 Page 82 8 Chrs.	L KSS 20x9 Page 105 11 Chrs.
EK 6		
EK 10		
EK 16		
EK 35		
EW15		
EW 15/2 No adaptation		
EW35		
EWK1		
EWK2		
IAK 1.5N 3L		
IDK 1.5		
IDK 1.5N		
IDK 1.5N/V		
IDU 1.5N		
IDU 2.5N		
IEK 1.5N		



Terminal block labeling

Selection table terminal block labeling

Weidmüller terminal blocks/MP label types		Weidmüller terminal blocks/MP label types		Label type, clamp and label profiles	
IHK 1.5N	C	WDK 2.5	B C D E F G	A KMR 3.5/7.5-3.5 Page 82	 4 Chrs.
IPE 1.5N	C	WDK 2.5 800V	H I J K	B KMR 5/7.5-5 Page 82	 4 Chrs.
IPE 2.5N	H	WDK 2.5 BLA R5.08	B C E F G	C KMR 5/10 Page 82	 5 Chrs.
ITR 1.5N	C	WDK 2.5 BLZ R5.08	B C E F G	D KMR 5/10 FA Page 82	 5 Chrs.
MAK 2.5	H I J K	WDK 2.5N	B C E F G	E KMR 5/10-5 Page 82	 5 Chrs.
Mak 2.5/VLI 1.5	H I J K	WDK 4N	H I J K	F KMR 5/15 Page 82	 8 Chrs.
NT 4	H I J K	WDL 2.5	B C E F G	G KMR 5/15-5 Page 82	 8 Chrs.
NT 6	H J	WDL 2.5 / S	B C E F G	H KMR 6/10 Page 82	 5 Chrs.
NT 10	H J	WDT 1.5	H J	I KMR 6/10-6 Page 82	 5 Chrs.
NT 16	H J	WDTR 2.5	H	J KMR 6/15 Page 82	 8 Chrs.
SAI-4-N 170592	L	WDU 1.5	B C E F G	K KMR 6/15-6 Page 82	 8 Chrs.
SAI-8-N	L	WDU 1.5 BLA	B C E F G	L KSS 20x9 Page 105	 11 Chrs.
SAI-M16 / M23 in SAI-M8	H	WDU 1.5 LD/BLA	B C E F G		
SAK 2.5	H I J K	WDU 1.5/BLZ 5.08	B C E F G		
SAK 4	H J	WDU 1.5/BLZ R7.62	B C E F G		
SAK 6	H J	WDU 1.5/BLZ/LD/5.08	B C E F G		
SAK 10 (PA)	H J	WDU 1.5/R 3.5	A		
SAK 16	H J	WDU 1.5/R/BLA	B C E F G		
SAK 35	H J	WDU 1.5ZZ	B C E F G		
SAK 70	H J	WDU 2.5	B C E F G		
SAK 95	H J	WDU 2.5 F	B C E F G		
SAKA 10	H J	WDU 2.5 FF	B C E F G		
SAKB 10	H J	WDU 2.5 N	B C E F G		
SAKC 4	H J	WDU 2.5 TC	B C E F G		
SAKC 10	H J	WDU 2.5/1.5/ZZ	B C E F G		
SAKD 2.5 N	B C E F G	WDU 4	H I J K		
SAKG 28	H J	WDU 4N	H I J K		
SAKG 32	H J	WDU 6	H J		
SAKG 40	H J	WDU 10	H J		
SAKG 46	H J	WDU 10SL	H J		
SAKG 54	H J	WDU 16	H J		
SAKG 70	H J	WDU 35 N	H J		
SAKR	H J	WDU 70/95	H J		
SAKRD	H J	WDU 95N	C		
SAKS 1	H J	WDU 120/150	H J		
SAKS 2	H J	WDU 240	C		
SAKS 3	H J	WFF 35	H J		
SAKS 4	H J	WFF 70	H J		
SAKS 5	H J	WFF 120	H J		
SAKT 1	H J	WFF 185	H J		
SAKT 2	H J	WFF 300	H J		
SAKT 4	H I J K	WIN BLOCK	B C E F G		
SS 6	H J	WNT 2.5	B C E F G		
SS 8	H J	WNT 4	B C E F G		
SS 10	H J	WNT 6	H J		
SS 12	H J	WNT 10	H J		
TOP 2.5	H J	WPE 1.5	B C E F G		
TOP 4	H I J K	WPE 1.5/ZZ	B C E F G		
VLI 2.5	H I J K	WPE 2.5	B C E F G		
WDK 1.5 / 3.5	A	WPE 2.5/1.5/ZR	B C E F G		

Selection table terminal block labeling

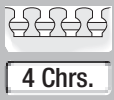
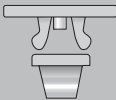

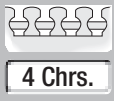
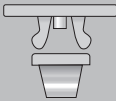

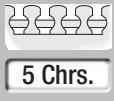
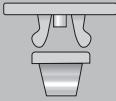

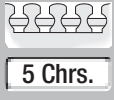
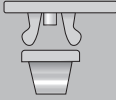

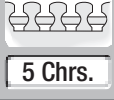
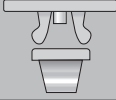


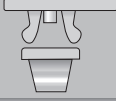

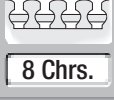
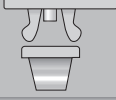

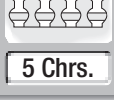
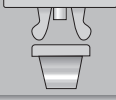


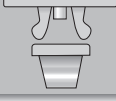

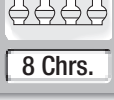
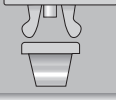

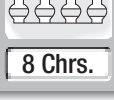
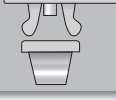


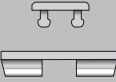

Weidmüller terminal blocks/MP label types

WPE 4	H I J K
WPE 6	H J
WPE 10	H J
WPE 16	H J
WPE 35	H J
WSI 6	H J
WSI 6/2	H J
WTL 6/1	H J
WTL 6/2	H J
WTR 2.5	B C E F G
ZBLD 2.5/1.5	D
ZDK 1.5 xxx	A
ZDK 2.5/1.5	D
ZDK 2.5/1.5 DU-PE	D
ZDK 2.5/1.5 N-PE	D
ZDK 2.5/1.5 V / E	D
ZDK 2.5/1.5/E	D
ZDK 2.5/1.5/E BL	D
ZDK 2.5/1.5/LD/1	D
ZDK 2.5/1.5/LD/2	D
ZDK 2.5/1.5/N-PE/E	D
ZDK 2.5/1.5D1...6	D
ZDK 2.5/1.5N-DU	D
ZDK 2.5/1.5N-DU/E	D
ZDK 2.5/1.5N-DU-PE/E	D
ZDK 2.5/1.5PE	D
ZDK 2.5/1.5V	D
ZDKB	D
ZDKS	D
ZDLD 2.5 / 1.5	D
ZDLD 2.5 / 1.5 V	D
ZDU 1.5	A
ZDU 2.52.5/10	B C D E F G
ZDU 2.5/2x2AN	D
ZDU 2.5/2x2AN (/E) BL	D
ZDU 2.5/2x2AN/10	D
ZDU 2.5/2x2AN/D	D
ZDU 2.5/2x2AN/E	D
ZDU 2.5/2x2AN/LD	D
ZDU 2.5/3AN	B C D E F G
ZDU 2.5/3AN (/E) BL	D
ZDU 2.5/3AN/10	D
ZDU 2.5/3AN/E	D
ZDU 2.5/4AN	B C D E F G
ZDU 2.5/4AN (/E) BL	D
ZDU 2.5/4AN/10	D
ZDU 2.5/4AN/E	D
ZDU 2.5/4AN	B C D E F G
ZDU 2.5/4AN (/E) BL	D
ZDU 2.5/4AN/10	D
ZDU 2.5-2/3	D
ZDU 2.5-2/3AN (/E) BL	D
ZDU 2.5-2/4AN (/E)	D
ZDU 2.5-2/4AN (/E) BL	D

Weidmüller terminal blocks/MP label types

ZDU 2.5 (/E)	D
ZDU 2.5 (/E) BL	D
ZDU 2.5-2	B C E
ZDU 4	H I
ZDU 6	H
ZDU 10 NT	D
ZDU 16 16/3AN	C
ZDU 35	C
ZDUA 2.5-2 (/E)	D
ZDUA 2.5-2 (/E) BL	D
ZDUB 2.5 / 2-2/4AN	D
ZDUB 2.5 / 2AN	D
ZDUB 2.5-2/2AN	D
ZEW 35	H I
ZIA 1.5/....	B C D E F G
ZK3S	D
ZKB	D
ZKS	D
ZPE 2.5/4AN	B C D E F G
ZPE 2.5	D
ZPE 2.5/3AN	D
ZPE 2.5/3AN/E	D
ZPE 2.5/4AN	D
ZPE 2.5/4AN/E	D
ZPE 2.5/E	D
ZPE 2.5-2 (/E)	D
ZPE 2.5-2/3AN	B C D E F G
ZPE 2.5-2/3AN/E	D
ZPE 2.5-2/4AN	D
ZPE 35	D
ZPEA -2/E	D
ZRV 1.5	D
ZRV 1.5PE	D
ZSI 2.5	D
ZSI 2.5/2	D
ZSLD 2.5/1.5	D
ZTR 2.5	B C D E F G
ZTR 2.5 D	B C D E F G
ZTR 2.5/3AN	D
ZVL 1.5	B C D E F G

Label type, clamp and label profiles

A KMR 3.5/7.5-3.5 Page 82			
	4 Chrs.		
B KMR 5/7.5-5 Page 82			
	4 Chrs.		
C KMR 5/10 Page 82			
	5 Chrs.		
D KMR 5/10 FA Page 82			
	5 Chrs.		
E KMR 5/10-5 Page 82			
	5 Chrs.		
F KMR 5/15 Page 82			
	8 Chrs.		
G KMR 5/15-5 Page 82			
	8 Chrs.		
H KMR 6/10 Page 82			
	5 Chrs.		
I KMR 6/10-6 Page 82			
	5 Chrs.		
J KMR 6/15 Page 82			
	8 Chrs.		
K KMR 6/15-6 Page 82			
	8 Chrs.		
L KSS 20x9 Page 105			
	11 Chrs.		



Terminal block labeling

Selection table terminal block labeling

Wieland terminal blocks/MP label types	Label type, clamp and label profiles	Label type, clamp and label profiles
9700 A S35	A KWI 5/8.6-5 Page 86 4 Chrs.	F KWI 6/10 Page 86 5 Chrs.
97050 AI	B KWI 5/10 Page 86 5 Chrs.	G KWI 6/10-6 Page 86 5 Chrs.
WK 2.5/ U	C KWI 5/10-5 Page 86 5 Chrs.	H KWI 6/15 Page 86 5 Chrs.
WK 4/ U	D KWI 5/15 Page 86 8 Chrs.	I KWI 6/15-6 Page 86 5 Chrs.
WK 6/ U	E KWI 5/15-5 Page 86 5 Chrs.	J KWI 6/8.2-6 Page 86 4 Chrs.
WK 8/ U		
WK 10/ U		
WK 25/ U		
WK 35/ U		
WKF 2.5/3.5		
WKF 2.5 SL/3.5		
WKF 4/35		
WKF 4 SL/35		
WKF 6/35		
WKF 6 SL/35		
WKF 10/35		
WKF 10 SL/35		
WKF 16/35		
WKF 16 SL/35		
WKFN 2.5 E/35		
WKFN 2.5 E/SL/35		
WKFN 4 E/35		
WKFN 4 E/SL/35		
WKIF 2.5 D		

Woertz terminal blocks/MP label types	Woertz terminal blocks/MP label types	Label type, clamp and label profiles
2711	30843	A KAB 5/5.4-5 Page 79 3 Chrs.
30150BL	30844	B KAB 5/9-5 Page 79 5 Chrs.
30150E	30860	C KAB 6/9-6 Page 79 5 Chrs.
30150GR	30880	D KAB 6/12 Page 79 6 Chrs.
30400	30890	E KAB 6/12-6 Page 79 6 Chrs.
30401	30891	F WGO 5/5-5 Page 87 3 Chrs.
30402	3410	
30403	3430	
30404	3450BL	
30405	3450GR	
30430		
30431		
30432		
30433		
30434		
30544 / 4 V		
30544 / 6 V		
30544 / 10 V		
30800		
30840		
30841		
30842		


Type KAB



 -40 to 284 °F

 PC

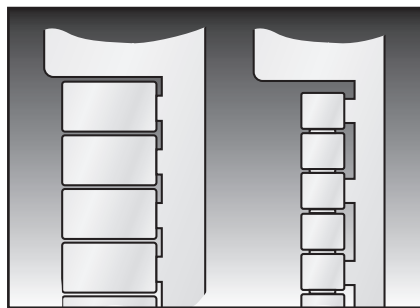

 V0

 Halogen-free terminal block labeling

High-quality, halogen-free snap-in label plates.

Labels available for mounting individually or in strips.

The large printable area at the top allows room for individual project and terminal block reference, dispensing with the need for additional organizational systems.



Type	Order no.	Color	RAL equiv.	Label size inch (mm)	Printable area inch (mm)	Maximum characters / lines	Trees No.	No. per frame	Software type	Pack qty.
single labels										
KAB 6/12	86402014	white	9016	0.24x0.47 (6x12)	0.24x0.47 (6x12)	6/1	4	72	112	1000
0.20 in. (5 mm)-pitch strips										
KAB 5/5.4-5	86402004	white	9016	0.20x0.21 (5x5.4)	0.20x0.21 (5x5.4)	3/1	5	110	55	1430
KAB 5/9-5	86402006	white	9016	0.20x0.35 (5x9)	0.20x0.35 (5x9)	5/1	4	88	110	1400
KAB 5/12-5	86402008	white	9016	0.20x0.47 (5x12)	0.20x0.47 (5x12)	6/1	4	88	111	1400
0.24 in. (6 mm)-pitch strips										
KAB 6/9-6 *	86402010	white	9016	0.24x0.35 (6x9)	0.24x0.35 (6x9)	5/1	4	72	50	1000
KAB 6/10-6 *	86402022	white	9016	0.24x0.39 (6x10)	0.24x0.39 (6x10)	5/1	4	72	56	1000
KAB 6/12-6 *	86402012	white	9016	0.24x0.47 (6x12)	0.24x0.47 (6x12)	6/1	4	72	51	1000
0.31 in. (8 mm)-pitch strips										
KAB 8/9-8	86402016	white	9016	0.31x0.35 (8x9)	0.31x0.35 (8x9)	5/1	4	52	53	1040
KAB 8/12-8	86402018	white	9016	0.31x0.47 (8x12)	0.31x0.47 (8x12)	6/1	4	52	54	1040

* also compatible with: Woertz, Weidmüller (only WDU, WPU)

Consult labeling system for suitable base plates



Terminal block labeling

Type KET

 -40 to 284 °F

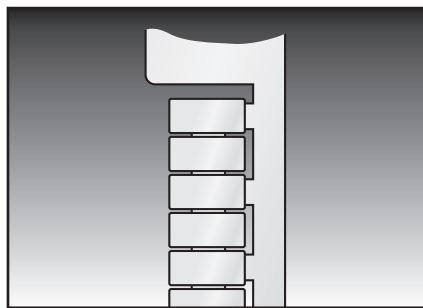

 PC

 VO

 Halogen-free terminal block labeling

High-quality, halogen-free snap-in label plates.

The large printable area at the top allows room for individual project and terminal block reference, dispensing with the need for additional organizational systems.



Type	Order no.	Color	RAL equiv.	Label size inch (mm)	Printable area inch (mm)	Maximum characters / lines	Trees No.	No. per frame	Software type	Pack qty.
0.20 in. (5 mm)-pitch strips										
KET 5/10-5	86402610	white	9016	0.20x0.39 (5x10)	0.20x0.39 (5x10)	5/1	4	84	121	1428
0.24 in. (6 mm)-pitch strips										
KET 6/10-6	86402620	white	9016	0.24x0.39 (6x10)	0.24x0.39 (6x10)	5/1	4	72	122	2016
0.31 in. (8 mm)-pitch strips										
KET 8/10-8	86402630	white	9016	0.31x0.39 (8x10)	0.31x0.39 (8x10)	5/1	4	56	123	1512

Consult labeling system for suitable base plates

Type KLG



 -40 to 284 °F

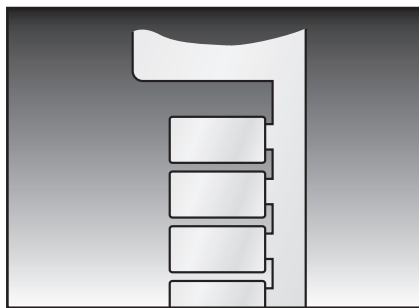

 PC

 V0

 Halogen-free terminal block labeling

High-quality, halogen-free snap-in label plates.

The large printable area at the top allows room for individual project and terminal block reference, dispensing with the need for additional organizational systems.



Type	Order no.	Color	RAL equiv.	Label size inch (mm)	Printable area inch (mm)	Maximum characters / lines	Trees No.	No. per frame	Software type	Pack qty.
------	-----------	-------	------------	-------------------------	-----------------------------	-------------------------------	-----------	---------------	---------------	-----------

single labels

KLK 5/10	86421022	white	9016	0.20x0.39 (5x10)	0.20x0.39 (5x10)	5 /1	4	64	098	1024
----------	----------	-------	------	------------------	------------------	------	---	----	-----	------

Consult labeling system for suitable base plates



Terminal block labeling

Type KMR



-40 to 284 °F



PC



VO



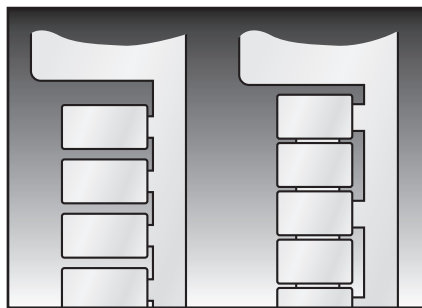

Halogen-free terminal block labeling

High-quality, halogen-free snap-in label plates.

Labels available for mounting individually or in strips.

The large printable area at the top allows room for individual project and terminal block reference, dispensing with the need for additional organizational systems.

Label plates designated as “5 - 6 mm-pitch strips” can be adapted to terminal block widths of 0.20 in. or 0.24 in. by means of a flexible connection.



Type	Order no.	Color	RAL equiv.	Label size inch (mm)	Printable area inch (mm)	Maximum characters / lines	Trees No.	No. per frame	Software type	Pack qty.
single labels										
KMR 5/10	86401010	white	9016	0.20x0.39 (5x10)	0.20x0.39 (5x10)	5/1	4	64	30	1000
KMR 5/15	86401014	white	9016	0.20x0.59 (5x15)	0.20x0.59 (5x15)	8/1	4	64	31	1000
KMR 6/10	86401018	white	9016	0.24x0.39 (6x10)	0.24x0.39 (6x10)	5/1	4	64	32	1000
KMR 6/15	86401022	white	9016	0.24x0.59 (6x15)	0.24x0.59 (6x15)	8/1	4	64	33	1000
KMR 5/10 FA	86401032	white	9016	0.20x0.39 (5x10)	0.20x0.39 (5x10)	5/1	4	64	160	1024
0.14 in. (3.5 mm)-pitch strips										
KMR 3.5/7.5-3.5	86401034	white	9016	0.14x0.30 (3.5x7.5)	0.14x0.30 (3.5x7.5)	4/1	4	120	161	1200
0.20 in. (5 mm)-pitch strips										
KMR 5/7.5-5	86401026	white	9016	0.20x0.30 (5x7.5)	0.20x0.30 (5x7.5)	4/1	4	88	34	1400
KMR 5/7.5-5	86401036	yellow	1018	0.20x0.30 (5x7.5)	0.20x0.30 (5x7.5)	4/1	4	88	34G	1400
KMR 5/10-5	86401012	white	9016	0.20x0.39 (5x10)	0.20x0.39 (5x10)	5/1	4	88	35	1400
KMR 5/15-5	86401016	white	9016	0.20x0.59 (5x15)	0.20x0.59 (5x15)	8/1	4	88	36	1400
KMR 5/15-5	86401017	yellow	1018	0.20x0.59 (5x15)	0.20x0.59 (5x15)	8/1	4	88	36G	1400
0.20-0.24 in. (5-6 mm)-pitch strips										
KMR 5/10-5...6	86401038	white	9016	0.16x0.39 (4x10)	0.16x0.39 (4x10)	5/1	4	88	35U	1400
0.24 in. (6 mm)-pitch strips										
KMR 6/10-6	86401020	white	9016	0.24x0.39 (6x10)	0.24x0.39 (6x10)	5/1	4	72	37	1000
KMR 6/15-6	86401024	white	9016	0.24x0.59 (6x15)	0.24x0.59 (6x15)	8/1	4	72	38	1000
0.26 in. (6.7 mm)-pitch strips										
KMR 6/15-6.7	86401028	white	9016	0.24x0.59 (6x15)	0.24x0.59 (6x15)	8/1	4	64	39	1700

Type KPX



 -40 to 284 °F

 PC

 VO

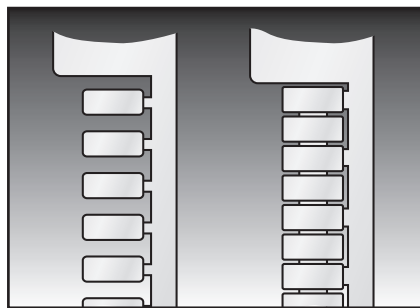

 Halogen-free terminal block labeling

High-quality, halogen-free snap-in label plates. Labels available for mounting individually or in strips. The large printable area at the top allows room for individual project and terminal block reference, dispensing with the need for additional organizational systems.

Label plates designated as "5 - 6 mm-pitch strips" can be adapted to terminal block widths of 0.20 in. or 0.24 in. by means of an extension spring joint.

Label plates designated as "Universal strips" can be used on various different terminal block widths. Overview of installation options in the appendix.

The 6/180 labeling strips can be printed with a laser printer set up for the required terminal block width.



Type	Order no.	Color	RAL equiv.	Label size inch (mm)	Printable area inch (mm)	Maximum characters / lines	Trees No.	No. per frame	Software type	Pack qty.
single labels										
KPX 4/10	86401224	white	9016	0.16x0.39 (4x10)	0.16x0.39 (4x10)	5/1	4	64	97	1024
KPX 6/10	86401214	white	9016	0.24x0.39 (6x10)	0.24x0.39 (6x10)	5/1	4	64	40	1000
KPX 6/15	86401218	white	9016	0.24x0.59 (6x15)	0.24x0.59 (6x15)	8/1	4	64	41	1000
0.16 in. (4 mm)-pitch strips										
KPX 4/10-4	86401226	white	9016	0.16x0.39 (4x10)	0.16x0.39 (4x10)	5/1	4	100	98	1400
0.17 in. (4.2 mm)-pitch strips										
KPX 4.2/5-4.2 ZS	86401248	white	9016	0.17x0.20 (4.2x5)	0.17x0.20 (4.2x5)	3/1	5	125	47Z	2500
0.20 in. (5 mm)-pitch strips										
KPX 5/10-5	86401210	white	9016	0.20x0.39 (5x10)	0.20x0.39 (5x10)	5/1	4	88	42	1400
KPX 5/10-5	86401211	yellow	1018	0.20x0.39 (5x10)	0.20x0.39 (5x10)	5/1	4	88	42G	1400
KPX 5/15-5	86401212	white	9016	0.20x0.59 (5x15)	0.20x0.59 (5x15)	8/1	4	88	43	1400
0.20-0.24 in. (5-6 mm)-pitch strips										
KPX 5/10-5...6	86401242	white	9016	0.20x0.39 (5x10)	0.20x0.39 (5x10)	5/1	4	88	42U	1400
KPX 5/10-5...6 ZS	86401244	white	9016	0.20x0.39 (5x10)	0.16x0.39 (4x10)	5/1	4	88	43U	1400
0.24 in. (6 mm)-pitch strips										
KPX 6/10-6	86401216	white	9016	0.24x0.39 (6x10)	0.24x0.39 (6x10)	5/1	4	72	44	1000
KPX 6/15-6	86401220	white	9016	0.24x0.59 (6x15)	0.24x0.59 (6x15)	8/1	4	72	45	1000
0.27 in. (6.8 mm)-pitch strips										
KPX 6/10-6.8	86401222	white	9016	0.24x0.39 (6x10)	0.24x0.39 (6x10)	5/1	4	64	46	1000



Terminal block labeling

Type KPX



Type	Order no.	Color	RAL equiv.	Label size inch (mm)	Printable area inch (mm)	Maximum characters / lines	Trees No.	No. per frame	Software type	Pack qty.
single labels, flat base										
KPX 8.2/5 ZS	86401252	white	9016	0.17x0.20 (8.2x5)	0.17x0.20 (8.2x5)	4/1	5	65	48Z	1040
KPX 10/5 ZS	86401246	white	9016	0.39x0.20 (10x5)	0.39x0.20 (10x5)	6/1	5	55	41Z	1320
0.20 in. (5 mm)-pitch strips, flat base										
KPX 5/5-5 ZS	86401232	white	9016	0.20x0.20 (5x5)	0.20x0.20 (5x5)	3/1	5	110	42Z	2090
KPX 5/5-5 ZS	86401233	yellow	1018	0.20x0.20 (5x5)	0.20x0.20 (5x5)	3/1	5	110	43G	2090
KPX 5/10-5 ZS	86401234	white	9016	0.20x0.39 (5x10)	0.20x0.39 (5x10)	5/1	4	88	43Z	1400
0.20-0.24 in. (5-6 mm)-pitch strips, flat base										
KPX 5/10-5...6 ZS	86401244	white	9016	0.20x0.39 (5x10)	0.20x0.39 (5x10)	5/1	4	88	43U	1400
0.24 in. (6 mm)-pitch strips, flat base										
KPX 6/5-6 ZS	86401228	white	9016	0.24x0.20 (6x5)	0.24x0.20 (6x5)	3/1	5	90	44Z	2070
KPX 6/10-6 ZS	86401236	white	9016	0.24x0.39 (6x10)	0.24x0.39 (6x10)	5/1	4	72	45Z	1000
0.47 in. (12 mm)-pitch strips, flat base										
KPX 12/5-12 ZS	86401240	white	9016	0.47x0.20 (12x5)	0.47x0.20 (12x5)	3/1	5	45	46Z	1080
Universal strips										
KPX U/5-ZS	86401230	white	9016	0.17x0.20 (4.2x5)	0.16x0.20 (4x5)	2/1	5	100	180	2000
				0.20x0.20 (5.2x5)	0.20x0.20 (5x5)	3/1	5	100	182	2000
				0.24x0.20 (6.2x5)	0.24x0.20 (6x5)	4/1	5	100	184	1500
				0.17x0.20 (8.2x5)	0.24x0.20 (8x5)	5/1	5	100	186	1000
				0.39x0.20 (10x5)	0.39x0.20 (10x5)	6/1	5	100	188	1000
Labeling strip for plotters and laser printers										
KPX 6/180	86402510	white	9016	0.24x7.09 (6x180)	0.24x7.09 (6x180)	100 / 1	1	20	180	100
For 3.5 mm-pitch					0.24x0.14 (6x3.5)	51x1 / 1	1		181	
For 4 mm-pitch					0.24x0.16 (6 x 4)	45x2 / 1	1		182	
For 5 mm-pitch					0.24x0.20 (6x5)	36x3 / 1	1		183	
For 5.08 mm-pitch					0.24x0.20 (6x5.08)	35x3 / 1	1		184	
For 6 mm-pitch					0.24x0.24 (6x6)	30x3 / 1	1		185	
For 8 mm-pitch					0.24x0.31 (6x8)	22x4 / 1	1		186	
For 10 mm-pitch					0.24x0.39 (6x10)	18x5 / 1	1		187	

Consult labeling system for suitable base plates


Type KSI



 -40 to 284 °F

 PC

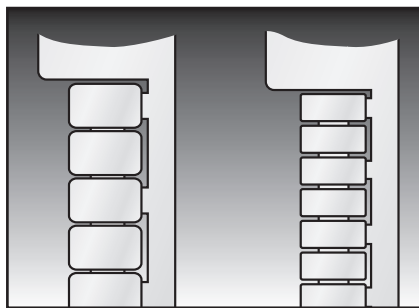

 VO

 Halogen-free terminal block labeling

High-quality, halogen-free snap-in label plates.

Labels available for mounting individually or in strips.

The large printable area at the top allows room for individual project and terminal block reference, dispensing with the need for additional organizational systems.



Type	Order no.	Color	RAL equiv.	Label size inch (mm)	Printable area inch (mm)	Maximum characters / lines	Trees No.	No. per frame	Software type	Pack qty.
single labels										
KSI 5/7	86401610	white	9016	0.20x0.28 (5x7)	0.20x0.28 (5x7)	3/1	4	68	47	1020
KSI 5/10	86401612	white	9016	0.20x0.39 (5x10)	0.20x0.39 (5x10)	5/1	4	68	48	1020
0.20 in. (5 mm)-pitch strips										
KSI 5/7-5	86401620	white	9016	0.20x0.28 (5x7)	0.20x0.28 (5x7)	3/1	4	84	133	1260
KSI 5/10-5	86401624	white	9016	0.20x0.39 (5x10)	0.20x0.39 (5x10)	5/1	4	84	132	1260
0.24 in. (6 mm)-pitch strips										
KSI 6/7-6	86401630	white	9016	0.24x0.28 (6x7)	0.24x0.28 (6x7)	3/1	4	72	131	1080
KSI 6/10-6	86401634	white	9016	0.24x0.39 (6x10)	0.24x0.39 (6x10)	5/1	4	72	130	1080

Consult labeling system for suitable base plates



Terminal block labeling

Type KWI



-40 to 284 °F



PC



VO



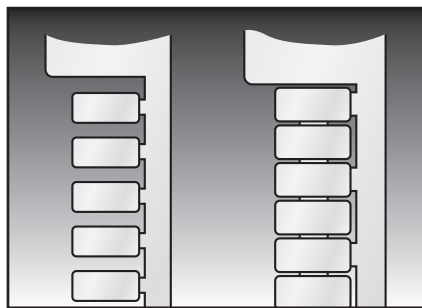

Halogen-free terminal block labeling

High-quality, halogen-free snap-in label plates.

Labels available for mounting individually or in strips.

The large printable area at the top allows room for individual project and terminal block reference, dispensing with the need for additional organizational systems.

Label plates designated as "5 - 6 mm-pitch strips" can be adapted to terminal block widths of 0.20 in. or 0.24 in. by means of an extension spring joint.



Type	Order no.	Color	RAL equiv.	Label size inch (mm)	Printable area inch (mm)	Maximum characters / lines	Trees No.	No. per frame	Software type	Pack qty.
single labels										
KWI 5/10	86401410	white	9016	0.20x0.39 (5x10)	0.20x0.39 (5x10)	5/1	4	64	20	1000
KWI 5/15	86401414	white	9016	0.20x0.59 (5x15)	0.20x0.59 (5x15)	8/1	4	64	21	1000
KWI 6/10	86401420	white	9016	0.24x0.39 (6x10)	0.24x0.39 (6x10)	5/1	4	64	22	1000
KWI 6/15	86401426	white	9016	0.24x0.59 (6x15)	0.24x0.59 (6x15)	5/1	4	64	23	1000
KWI 6/15	86401450	orange	2011	0.24x0.59 (6x15)	0.24x0.59 (6x15)	5/1	4	64	230	1000
0.20 in. (5 mm)-pitch strips										
KWI 5/8.6-5	86401418	white	9016	0.20x0.34 (5x8.6)	0.20x0.34 (5x8.6)	4/1	4	88	24	1400
KWI 5/10-5	86401412	white	9016	0.20x0.39 (5x10)	0.20x0.39 (5x10)	5/1	4	88	25	1400
KWI 5/15-5	86401416	white	9016	0.20x0.59 (5x15)	0.20x0.59 (5x15)	5/1	4	88	26	1400
0.20 in. (5 mm) and 0.24 in. (6 mm)-pitch strips										
KWI 5/10-5...6	86401432	white	9016	0.20x0.39 (5x10)	0.16x0.39 (4x10)	5/1	4	88	25U	1400
0.24 in. (6 mm)-pitch strips										
KWI 6/8.2-6	86401430	white	9016	0.24x0.32 (6x8.2)	0.24x0.32 (6x8.2)	4/1	4	72	270	1000
KWI 6/10-6	86401422	white	9016	0.24x0.39 (6x10)	0.24x0.39 (6x10)	5/1	4	72	27	1000
KWI 6/15-6	86401428	white	9016	0.24x0.59 (6x15)	0.24x0.59 (6x15)	5/1	4	72	28	1000
0.27 in. (6.8 mm)-pitch strips										
KWI 6/10-6.8	86401424	white	9016	0.24x0.39 (6x10)	0.24x0.39 (6x10)	5/1	4	64	29	1000
Consult labeling system for suitable base plates										


Type WGO



 -40 to 284 °F

 PC

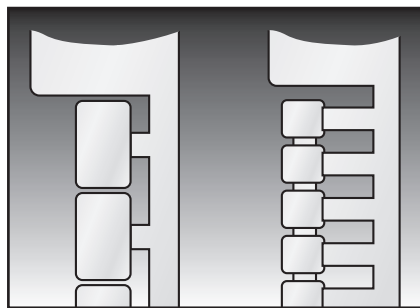

 VO

 Halogen-free terminal block labeling

High-quality, halogen-free snap-in label plates.

Labels available for mounting individually or in strips.

The large printable area at the top allows room for individual project and terminal block reference, dispensing with the need for additional organizational systems.



Type	Order no.	Color	RAL equiv.	Label size inch (mm)	Printable area inch (mm)	Maximum characters / lines	Trees No.	No. per frame	Software type	Pack qty.
0.16 in. (4 mm)-pitch strips										
WGO 4/10-4 F	86401808	white	9016	0.16x0.39 (4x10)	0.16x0.39 (4x10)	5/1	4	100	162	1300
0.20 in. (5 mm)-pitch strips										
WGO 5/10-5	86401810	white	9016	0.20x0.39 (5x10)	0.20x0.39 (5x10)	5/1	4	88	49	2000
WGO 5/10-5 F	86401813	white	9016	0.20x0.39 (5x10)	0.20x0.39 (5x10)	5/1	4	88	139	1400
0.20 in. (5 mm)-pitch strips (can be raised to 0.24 in. (6 mm) pitch)										
WGO 5/5-5	86401814	white	9016	0.20x0.20 (5x5)	0.20x0.20 (5x5)	3/1	5	110	142	1100
WGO 5/5-5	86401838	orange	2011	0.20x0.20 (5x5)	0.20x0.20 (5x5)	3/1	5	110	147	1100
WGO 5/5-5	86401836	blue	5012	0.20x0.20 (5x5)	0.20x0.20 (5x5)	3/1	5	110	146	1100
WGO 5/5-5	86401834	green	6018	0.20x0.20 (5x5)	0.20x0.20 (5x5)	3/1	5	110	145	1100
WGO 5/5-5	86401830	yellow	1018	0.20x0.20 (5x5)	0.20x0.20 (5x5)	3/1	5	110	143	1100
WGO 5/5-5	86401832	red	2012	0.20x0.20 (5x5)	0.20x0.20 (5x5)	3/1	5	110	144	1100
WGO 5/10-5...6 F	86401812	white	9016	0.17x0.39 (4.2x10)	0.17x0.35 (4.2x9)	5/1	4	88	141	1400

Consult labeling system for suitable base plates



Terminal block labeling

Type TK



-40 to 284 °F



PA

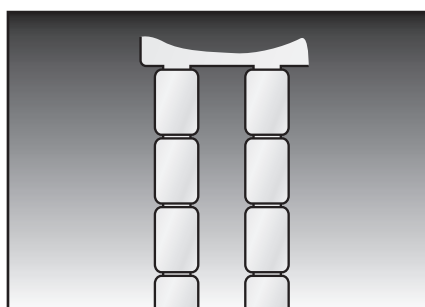


V2



Universal transformer terminal block label plate

Label plate for insertion in transformer terminal blocks.
Suitable for: transformer terminal blocks with nail clip.



Type	Order no.	Color	RAL equiv.	Label size inch (mm)	Printable area inch (mm)	Maximum characters / lines	Trees No.	No. per frame	Software type	Pack qty.
------	-----------	-------	------------	-------------------------	-----------------------------	-------------------------------	--------------	---------------------	------------------	--------------

0.28 in. (7 mm)-pitch strips


TK 4.5-7.0	86402412	white	9016	0.18x0.28 (4.5x7.0)	0.18x0.28 (4.5x7.0)	3/1	5	50	90	450
------------	----------	-------	------	---------------------	---------------------	-----	---	----	----	-----

0.30 in. (7.5 mm)-pitch strips

TK 4.5-7.5	86402410	white	9016	0.18x0.30 (4.5x7.5)	0.18x0.30 (4.5x7.5)	4/1	5	50	91	450
------------	----------	-------	------	---------------------	---------------------	-----	---	----	----	-----

Consult labeling system for suitable base plates

Component and component location labeling





Component and component location labeling

ABB- A9-30-10 A9 Schaltkontakt A12 Schaltkontakt A16 Schaltkontakt	ABB List of ABB devices and the Murrplastik labels that fit them. Page 96	Conta Clip- CP V40 Optokoppler, AOP Optokoppler, GEO Optokoppler, ODW	Conta Clip List of Conta Clip devices and the Murrplastik labels that fit them. Page 97
AEG- LS 4K... LS 7K	AEG List of AEG devices and the Murrplastik labels that fit them. Page 96	Escha- M12 Verteiler Verteiler Block 8M Verteiler Block FK/ Verteiler Block MP	Escha List of Escha devices and the Murrplastik labels that fit them. Page 98
Allen Bradley- 100-C09Z*10 100-F A22 100-F A40 Motorschalter 140	Allen Bradley List of Allen Bradley devices and the Murrplastik labels that fit them. Page 96	Euchner- RF03-Klemme CES-AV 1B-01-B-A	Euchner List of Euchner devices and the Murrplastik labels that fit them. Page 98
Beckhoff- IE 3112-2-00 Feldv IL 2301-B310 BK 3010 BK 3110	Beckhoff List of Beckhoff devices and the Murrplastik labels that fit them. Page 97	Festo- Compact Performa CPA10 / EV1 CP-E16 Ventilinsel CP-E16 KL-G	Festo List of Festo devices and the Murrplastik labels that fit them. Page 98
Bernecker+Rain X20AI4622 X20AO4622 X20DI4371 X20DO4222	B&R Automation List of B&R Automation devices and the Murrplastik labels that fit them. Page 97	Finder- 49.52 Relais 93.01 95.95.3 Verteilung / Relais H	Finder List of Finder devices and the Murrplastik labels that fit them. Page 98
Bosch- Bosch/Verteiler	Bosch/Bosch-Rexroth List of Bosch/Bosch-Rexroth devices and the Murrplastik labels that fit them. Page 97	GE-Geräte GE/Elfa/AEG EP61-	GE List of GE devices and the Murrplastik labels that fit them. Page 99

Overview of device manufacturers

Groupe S GC-10020 GC-10040 GC-1610 GC-1611	Groupe Schneider List of Groupe Schneider devices and the Murrplastik labels that fit them. Page 99	Murrelektronik- Art.-Nr.: 276397 Art.-Nr.: 336496 Art.-Nr.: 336522 Cube67	Murrelektronik List of Murrelektronik devices and the Murrplastik labels that fit them. Page 101
Harting- Han E AV Harting D+E Steckergehäuse (Schwere Steckver)	Harting List of Harting devices and the Murrplastik labels that fit them. Page 99	Pepperl+Fuchs- ASI VAA-2E-64SN (P ASI-Busmodul Busverteiler G6 Kompaktmodul	Pepperl+Fuchs List of Pepperl+Fuchs devices and the Murrplastik labels that fit them. Page 102
IFM- AC 20 xx Classic M AC 24 80/81 Komp AC 24 xx Kompaktr AC 50 xx Modul H	IFM List of IFM devices and the Murrplastik labels that fit them. Page 99	Phoenix- TMC...	Phoenix List of Phoenix devices and the Murrplastik labels that fit them. Page 102
Indramat- Interbus SMER und SMA 12 von Rexrot	Indramat List of Indramat devices and the Murrplastik labels that fit them. Page 100	Siemens- 3RH19 11-1AA.. 3RH19 11-1FA.. 3RH19 11-1GA.. 3RH19 11-1HA..	Siemens List of Siemens devices and the Murrplastik labels that fit them. Page 102
Lütze- Lütze Relais CS1 und CS2	Lütze List of Lütze devices and the Murrplastik labels that fit them. Page 100	Turck- 8MB12-XXX FLDP-IM-8 JTBS-46SC DDP-OM-91 / HGT	Turck List of Turck devices and the Murrplastik labels that fit them. Page 103
Lumberg- AS Interface ABAS/ AS Interface IBA AS Interface IBI, IB ASP 9 (8fach)	Lumberg List of Lumberg devices and the Murrplastik labels that fit them. Page 100	Universale Anw KSK-Universal-Sch	Universal application List of universally applicable Murrplastik labels. Page 103
Möller- DILE(E)M DILER DILET	Möller List of Möller devices and the Murrplastik labels that fit them. Page 101	Wago- Beckhoff Wago 12/ Bez. WSB 209... Bus-Modul Wago 1 D.4/6	Wago List of Wago devices and the Murrplastik labels that fit them. Page 103



Component and component location labeling



SKS labels

Labels for the Siemens Sirius line of devices as well as devices from Lütze.

Page 104



KSS labels

Labels for devices from ABB, Conta Clip, Escha, Festo, IFM, Pepperl und Fuchs, Siemens and Turck.

Page 105



KSA labels

Labels for devices from AEG and Square D.

Page 106



KTE labels

Labels for devices from ABB, IFM, Murrelektronik and Telemecanique.

Page 107



Overview of labels



KAB labels

Labels for devices from ABB, Allen Bradley, and Finder.

Page 108



ABB labels

Labels for devices from ABB, Finder, Lumberg, Murrelektronik and Wago.

Page 109



KMO labels

Labels for devices from Möller, Indramat and Murrelektronik.

Page 110



KS labels

Labels for devices from Escha, IFM, Lumberg, Murrelektronik, Pepperl + Fuchs and Turck.

Page 111



KSD labels

Labels for devices from Festo, Lumberg, Moeller, Murrelektronik and Pepperl + Fuchs.


Page 112



KSL labels

Labels for devices from Bosch/Rexroth and Lumberg.

Page 113



KES labels

Labels for devices from Escha, Murrelektronik and Turck.


Page 114



KPF labels

Labels for Pepperl and Fuchs distributor boxes and control gear.


Page 115



WGO labels

Labels for devices from Beckhoff Euchner and Wago.

Page 116



B&R labels

Labels for B&R X20 control gear.

Page 117



KSK labels

Universal labels to glue in various sizes and colors for devices from diverse manufacturers.

Page 118



KSZ labels

Labels for Harting heavy connectors.


Page 119





Component and component location labeling


Overview of labels



KSO / KS labels

Universal labels, installation using installation holder.


Page 130



ELW / ELG / ELPT labels

A4 format sheet labels for laser printing. Available in various sizes and colors.

Page 132



EDG labels

Sheet labels for matrix printing in A4 Leporello fold format. Available in various colors.

Page 134




ELO labels

Sheet labels for laser printing in A4 format for Siemens S7 control systems; available in various sizes and colors.

Page 133





Overview of labels



KM Standard label holder

Label holder for device labeling.
Installed using a cable binder.


Page 121

KM-B label

Label holder for device labeling.
Installed using a cable binder.


Page 122




KM 2 / KM 20 label holder

Self-adhesive label holder for device labeling.


Page 120

KM 6 label holder

Locking label holder for device labeling.

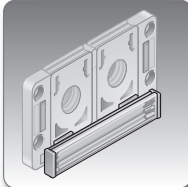
Page 123




BS label holder

Universal label holder for device labeling.


Page 124

SDKL / E labeling system

Labeling set for KDL/E cable entry system.
Holds labels of type KS 15/..

Page 125




BZS label rail (9 mm)

Label rails for component location labeling.
For riveting, screwing, or gluing.

Page 126




BZS label rail (15 mm)

Label rails for component location labeling.
For riveting, screwing, or gluing.

Page 127




BZS labeling system

Label rails for component location labeling.
Latch-in installation.

Page 128




BZS accessories

Label rails for component location labeling.
Latch-in installation.

Page 129





Component and component location labeling

Selection table for component and component location labeling

Which Murrplastik label is suitable for which device?

Allen Bradley-K

1492 J3
1492 J5
1492 J6
1492 K2
1492 K3

Device manufacturers and device types are organized alphabetically into tables. Look there for your device type.

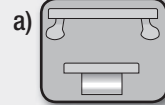
n/MP label types

A B C
D E F G
H I
A B C
D E F G

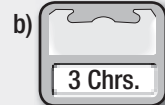
An alphabet system is used to make easy to identify which Murrplastik labels are suitable for each individual device.

A KAB
5/5.4-5
Page 999

Letter symbol, the precise label and the catalog page with all product and ordering information.



a) Label profiles, front and side



b) Device profile, maximum count characters per label



c) Label connection to tree: individually linked, grid, adhesive label on sheet of paper

ABB devices/MP label types

A9-30-10	B
A9 switch contact	DE
A12 switch contact	DE
A16 switch contact	DE
A26 switch contact	DE
A30 switch contact	DE
A40 switch contact	DE
A50 switch contact	DE
A63 switch contact	DE
A75 switch contact	DE
A95 switch contact	DE
A110 switch contact	DE
A145 switch contact	DE
A185 switch contact	DE
A210 switch contact	DE
A260 switch contact	DE
A300 switch contact	DE
AF400 switch contact	DE

ABB devices/MP label types

AF460 switch contact	DE
AF580 switch contact	DE
AF750 switch contact	DE
CA5-10/CA5-01	B
Mini contacts B6	DE
Mini contacts B7	DE
Automatic circuit-breaker	A
Sigma R1041	F
SZ-KZS	G

Label type, devices and label profiles

A ABB 17x9 Page 109	9 Chrs.	
B KSK 20x9 Page 118	11 Chrs.	
C KSS 20x9 Page 105	11 Chrs.	
D KTE 17x8 Page 107	9 Chrs.	
E KTE 21x8 Page 107	12 Chrs.	

F KKS/PC 11x4 Page 104	6 Chrs.	
-------------------------------------	----------------	--

AEG devices/MP label types

LS 4K...	A
LS 7K	A

Label type, devices and label profiles

A KSA 19x8 Page 106	10 Chrs.	
----------------------------------	-----------------	--

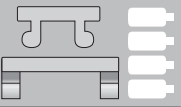
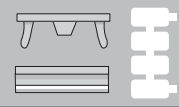
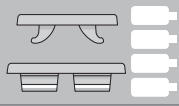
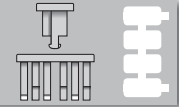
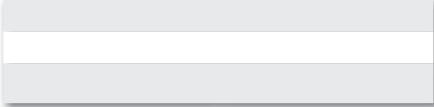

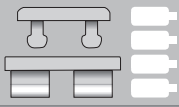

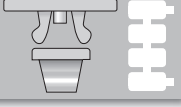

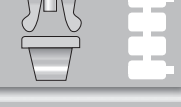









Allen Bradley devices/MP label types

100-C09Z*10	A
100-F A22	A
100-F A40	A
Starter 140M x	A

Label type, devices and label profiles

A KAB 17x10 Page 108	9 Chrs.	
-----------------------------------	----------------	--


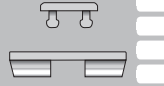
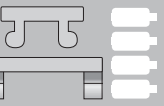
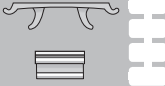
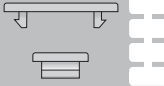
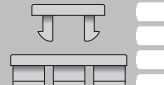
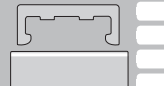
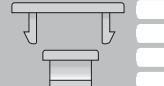


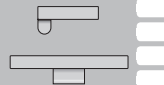
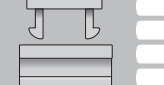

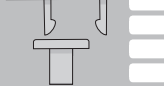
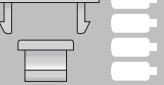
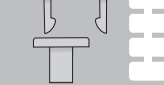
Selection table for component and component location labeling

Beckhoff devices/MP label types	Beckhoff devices/MP label types	Label type, clamp and label profiles
IE 3112-2-00 field junction box A IL 2301-B310 A BK 3010 B C BK 3110 B C BC 2000 B C BC 3100 B C BC 4000 B C	A KS 5/10 Page 111 6 Chrs. 	B WGO 5/5-5 Page 87 3 Chrs.  C WGO 12/7 Page 87 6 Chrs. 
Bernecker+Rainer devices/MP label types	Bernecker+Rainer devices/MP label types	Label type, devices and label profiles
X20AI4622 A X20AO4622 A X20DI4371 A	X20D04322 A X20DC4395 A X20DC1398 A	A B+R 11x3 Page 117 5 Chrs. 
Bosch+Rexroth devices/MP label types	Bosch+Rexroth devices/MP label types	Label type, devices and label profiles
Bosch/junction box A DDL digital input module B RF-FLS PB 12MI DIO 4/4 M12-2A C RF-FLS PB M12 DI 8M12 C RF-FLS PB M12 DIO 8/8 M12 C RF-FLS PB M12 DO M12-2A C	 C KPX 12/5-12 ZS Page 84 3 Chrs. 	A KSS 10x8 Page 105 5 Chrs.  B KSL 20x9 Page 113 11 Chrs. 
Conta Clip devices/MP label types	Label type, devices and label profiles	Label type, devices and label profiles
CP V40 A I Optocoupler, AOP A I Optocoupler, GEO A E G Optocoupler, ODW A K Optocoupler, SSO A H J PGSV B C L PRSU F PSP D L	A KMR 5/7.5-5 Page 82 4 Chrs.  B KMR 6/10 Page 82 5 Chrs.  C KMR 6/15 Page 82 8 Chrs.  D KPX 4/10 Page 83 5 Chrs.  E KPX 5/5-5 ZS Page 84 3 Chrs.  F KPX 5/10-5 Page 83 5 Chrs. 	G KPX 5/10-5 ZS Page 84 5 Chrs.  H KPX 6/5-6 ZS Page 84 3 Chrs.  I KPX 6/10 Page 83 5 Chrs.  J KPX 6/10-6 ZS Page 84 5 Chrs.  K KPX 12/5-12 ZS Page 84 3 Chrs.  L KSS 20x9 Page 105 11 Chrs. 


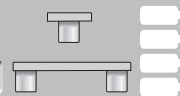
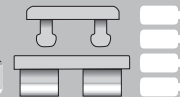


Component and component location labeling

Selection table for component and component location labeling

Escha devices/MP label types	Label type, devices and label profiles	Label type, devices and label profiles
M12 distributor C	A KES 20x8 Page 114 11 Chrs. 	C KSS 20x9 Page 105 11 Chrs. 
Distributor block 8MB C		
Distributor block FK/FKS A C	B KS 5/10 Page 111 6 Chrs. 	
Distributor block MB B		
Escha devices/MP label types	Label type, devices and label profiles	Label type, devices and label profiles
RF03 terminal block A	A WGO 5/10-5F Page 87 5 Chrs. 	B KPX 6/10-6 ZS Page 84 5 Chrs. 
CES-AV 1B-01-B-ASI B		
Festo devices/MP label types	Label type, devices and label profiles	Label type, devices and label profiles
Compact Performance C		A ABB 17x9 Page 109 9 Chrs. 
CPA10 / EV1 C		
CP-E16 valve terminal C		B KAB 17x10 Page 108 9 Chrs. 
CP-E16-KL-CL C		
CPV18-V1 F		C KPX 6/10 Page 83 5 Chrs. 
Electronic CP-E16-M C		
IBS 6x10 C		F KSF 20x9 Page 112 11 Chrs. 
IBS 9/17 A		
IBS 9/20 F H		H KSS 20x9 Page 105 11 Chrs. 
IBS 10/17 B		
MHA1xxx D		D KSF 4.5x9 Page 112 5 Chrs. 
MH-BZ-80X D		
MPV -E/A08-M8 C		E KSF 10x8 Page 112 5 Chrs. 
MPV -E/A08-M12 C		
MPV -E/A12-M8 C		
Pneumatic CPV C		
SBS 8x10 E		
Finder devices/MP label types	Label type, devices and label profiles	Label type, devices and label profiles
49.52 Relay C D	A ABB 17x9 Page 109 9 Chrs. 	C KAB 6/12 Page 79 6 Chrs. 
93.01 B		
95.95.3 C D	B KPX 6/10 Page 83 5 Chrs. 	D KAB 6/12-6 Page 79 6 Chrs. 
Variclip (relay retaining clip) A		
Variclip 020.24 A		

Selection table for component and component location labeling

GE devices/MP label types	Label type, devices and label profiles	
GE / Elfa / AEG EP61 - B16 A	A KSK 15x9 Page 118 7 Chrs.	
Groupe Schneider devices/MP label types	Groupe Schneider devices/MP label types	Label type, devices and label profiles
GC-10020 B	GC-4030 B	A KTE 17x8 Page 107 9 Chrs.
GC-10040 B	GC-4040 B	B KTE 21x8 Page 107 12 Chrs.
GC-1610 A	GC-6302 B	GY-4030 B
GC-1611 A	GC-6304 B	GY-4040 B
GC-1620 A	GC-6311 B	GY-6320 B
GC-1622 A	GC-6320 B	GY-6330 B
GC-1640 A	GC-6322 B	GY-6340 B
GC-2502 A	GC-6330 B	LD1-LB030 B
GC-2504 A	GC-6340 B	LD1-LC030 B
GC-2510 A	GF-1610 B	LD4-LC030 B
GC-2511 A	GF-1611 B	LD4-LC130 B
GC-2520 A	GF-1620 B	LD5-LC030 B
GC-2522 A	GY-1611 A	LD5-LC130 B
GC-2530 A	GY-1620 A	TeSys Model U A
GC-2540 A	GY-1640 B	
GC-4002 B	GY-2511 A	
GC-4004 B	GY-2520 A	
GC-4011 B	GY-2530 B	
GC-4020 B	GY-2540 B	
GC-4022 B	GY-4020 B	
Harting devices/MP label types	Label type, devices and label profiles	Label type, devices and label profiles
Han E AV B	A KSZ 20x7 Page 119 10 Chrs.	B KWI 6/10-6.8 Page 86 5 Chrs.
Harting D+E B		
Heavy-duty connector A		
IFM devices/MP label types	Label type, devices and label profiles	Label type, devices and label profiles
AC 20 xx Classic Module / Universal M D	A KS 4/23 Page 49 12 Chrs.	E KSS 20x9 Page 105 11 Chrs.
AC 24 80/81 Compact Line D	B KSK 15x9 Page 118 7 Chrs.	F KTE 17x8 Page 107 9 Chrs.
AC 24 xx Compact Module E	C KSK 20x9 Page 118 11 Chrs.	G KTE 21x8 Page 107 12 Chrs.
AC 50 xx Module lower parts D	D KSS 10x8 Page 105 5 Chrs.	H KMO 17.5x8 Page 110 9 Chrs.
AC 225 Smart Line C F G		
AC 5210 ASI Module H		
AV 52xx Classic Line H		
Adhesive labels for housing w/o holder B		
Connecting cables M12/M8 A		



Component and component location labeling

Selection table for component and component location labeling

Indramat devices/MP label types	Label type, devices and label profiles		Label type, devices and label profiles	
Interbus SMER and SMA 12 made by Rexroth A	A KSF 20x9 Page 112 11 Chrs.		Label type, devices and label profiles	Label type, devices and label profiles
Lütze devices/MP label types	A BS1 25x8 Page 124 10 Chrs.	B KKS/PC 11x4 Page 104 6 Chrs.	Lumberg devices/MP label types	Label type, devices and label profiles
AS Interface ABAS/UTAS G AS Interface IBA H AS Interface IBI, IBP H ASB 8 (8x) D E F ASB 8 5-4 E ASB 8/LED 5-4 E ASB 2-VC-1A H ASBM 12/LED 3 C ASBSM 4/LED 3 C ASBSV E F Lumberg distributor A Multi-Connector SBS4/LED-3 G Valve plug (holder KM 6/15) B Distributor E2C G Distributor SB8 G ASI module E F Profibus 0970-PSL-651 C	A DM 16x6 Page 136 9 Chrs.	F KSL 20x9 Page 113 11 Chrs.	B KM 6/15 Page 123	G KSS 10x8 Page 105 5 Chrs.
	C KS 5/10 Page 111 6 Chrs.	H KSS 20x9 Page 105 11 Chrs.	D KSF 20x9 Page 112 11 Chrs.	
	E KSL 12x9 Page 113 6 Chrs.			



Selection table for component and component location labeling

Möller devices/MP label types	Label type, devices and label profiles	Label type, devices and label profiles
DILE(E)M A	A KMO 17.5x8 Page 110 9 Chrs.	B KMO Adapter 22.5x8 Page 110
DILER B		
DILET B		
Murrelektronik devices/MP label types	Label type, devices and label profiles	Label type, devices and label profiles
AMMS/AMMDS H	MVP 12 / 4-way distributor 27530 B	A ABB 17x9 Page 109 9 Chrs.
AMZS/AMZSW H	MVP 12 / 4-way distributor 27114 A	B KES 20x8 Page 114 11 Chrs.
Item no.: 276397 H	MVP 12 / 6-way distributor 27115 A	C KPX 5/10-5 Page 83 5 Chrs.
Item no.: 336496 E G	MVP 12 / 8-way distributor 27116 A	D KPX 5/15-5 Page 83 8 Chrs.
Item no.: 336522 E G	MVP 12 / 8-way distributor 27535 B	E KS 4/18 Page 48 10 Chrs.
AS/SO1/DIL/RC-BUG2 H	MVP 12 ASI module distributor 27773 - 27778 A	F KS 5/10 Page 111 6 Chrs.
ASI IO SL DIO 8/4/4 G	MVPS8 Sensor Actuator Box C	G KSF 20x9 Page 112 11 Chrs.
Cube67 B	NEF network interference filter H	H KSS 20x9 Page 105 11 Chrs.
Cube67 BN-P H	Optocoupler MR 6,2 I	I KWI 5/15 Page 86 8 Chrs.
Initiator bracket K	RMM/RMME H	J TK 4.5-7.5 Page 88 4 Chrs.
KM 5 H	UFL/UG-SB/UGS/SV/LUGS/PKB H	K KMO 17.5x8 Page 110 9 Chrs.
Logical distributor 8-way M12 Art. Nr.: 276247 H	Valve plug profile A, B, BI, C, CI H	
M 8 distributor G	Distributor MVB 8V H	
M 8 distributor with solid cable/ single-row J		
M 12 distributor H		
M 12 Y-cable F		
MASI B		
MAW/MDW H		
MBM Busmodule IP 20 H		
MBV series H		
MERINO A		
Merio M12 8-way distributor 27106 A		
ME plug Art.no.: 3129720 G		
MICO 4.6 B		
Mini contacts B6 L M		
Miro series coupling relay I		
MIS system wiring H		
MKS/MKS xxx H		
MPOT H		
MSUD valve mounting tech. H		
MSUD valve connector combo C		
MSVD / MSDD H		
MSVS H		
MU...W I		
MUFW/MF..W/MIB H	L KTE 17x8 Page 107 9 Chrs.	
MVK8 ASI bus modules C		
MVK12 ASI bus modules A		
MVK-I bus module item no. ME 55330 H		
MVK MP DI 08 / DI 8 Profibus B	M KTE 21x8 Page 107 12 Chrs.	
MVM8 Art.Nr.: 276658 A		

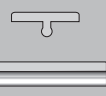
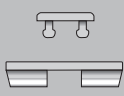
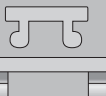




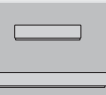
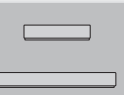
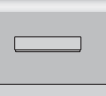
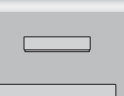
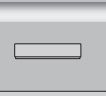
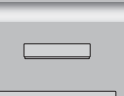


Component and component location labeling




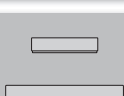

Selection table for component and component location labeling

Pepperl+Fuchs devices/MP label types	Label type, devices and label profiles	Label type, devices and label profiles
ASI VAA-2E-64SN (pneumatic module VAA) F	A KPF 18,5x8 Page 115 10 Chrs.	D KSK 20x9 Page 118 11 Chrs.
ASI bus module F	B KS 5/10 Page 111 6 Chrs.	E KSO 20x9 Page 130 11 Chrs.
Bus distributor A	C KSF 20x9 Page 112 11 Chrs.	F KSS 10x8 Page 105 5 Chrs.
G6 compact modules (10 x 5 label) B		
G6 compact modules (10 x 8 label) F		
IPG-64-B7 F		
K-series (module label holder) E		
Power repeater D		
VAS 2A-K 12U C		
VVA-4E-62-ZE C		
Phoenix devices/MP label types	Phoenix devices/MP label types	Label type, devices and label profiles
ASI IO SL DI 4/4 C	FLS PB M12 DO 8 M12-2A D	A KPX 6/10 Page 83 5 Chrs.
ASI IO SL DIO 4/2/2 C	TMC... A B	B KPX 6/15 Page 83 8 Chrs.
ASI IO SL DO 4/4 C	Interbus Mir Box SAB 24 E	C KPX 5/10-5 Page 83 5 Chrs.
FLM DIO 4/4 M12-2A D		D KPX 12/5-12 ZS Page 84 3 Chrs.
FLS CO M12 DI 8 M12 D		
FLS CO M12 DIO 4/4 M12-2A D		
FLS CO M12 DO M12-2A D		
FLS DN M12 DIO 4/4 M12-2A D		
FLS DN M12 DO 8 M12-2A D	E KSF 20x9 Page 112 11 Chrs.	
FLS IB M12 DI 8 M12 D		
FLS IB M12 DO 4/4 M12-2A D		
FLS IB M12 DO 8 M12-2A D		
FLS PB M12 DI 8 M12 D		
FLS PB M12 DIO 4/4 M12-2A D		
Siemens devices/MP label types	Siemens devices/MP label types	Label type, devices and label profiles
3RH19 11-1AA.. D	3RH19 21-2FE22 C D	A KSS 10x8 Page 105 5 Chrs.
3RH19 11-1FA.. D	3RH19 21-2HA.. C D	B KSS 20x9 Page 105 11 Chrs.
3RH19 11-1GA.. D	3RT19 16-2.. D	C SKS/PC 10x7 Page 104 5 Chrs.
3RH19 11-1HA.. D	3RT19 16-2B.01 D	D SKS/PC 20x7 Page 104 11 Chrs.
3RH19 11-1LA.. C	3RT19 16-2C.. D	
3RH19 11-1NF.. C	3RT19 16-2D.. D	
3RH19 11-2FA.. D	3RT19 26-2.. D	
3RH19 11-2GA.. C D	3RT19 26-3A0.31 D	
3RH19 11-2HA.. D	3RV D	
3RH19 11-2NF.. C	3RV10 D	
3RH19 21-1C.. C	6ES71411BF01-0XB0 A	
3RH19 21-1F.. D	6ES71421BD40-0XA0 A	
3RH19 21-1FE22 C D	End bracket 8WA1 808 B	
3RH19 21-1HA.. C D	Motor protecting switch D	
3RH19 21-1LA.. D	Control elements 3SB14.. A	
3RH19 21-1MA.. D	BUTTON 3SB 3 A	
3RH19 21-2C.. C	Signum button series; contact block; bus module ET 200X A	
3RH19 21-2F.. D		

Selection table for component and component location labeling

Turck devices/MP label types	Label type, devices and label profiles	Label type, devices and label profiles
8MB12-XXX C	A KES 20x8 Page 114 11 Chrs. 	C KSS 20x9 Page 105 11 Chrs. 
FLDP-IM-8 C		
JTBS-46SC A	B KS 5/10 Page 111 6 Chrs. 	
PDP-OM 81 / I16T C		
SPS distributor SDPB-0404D-006 B		
SPS distributor SDPL-0404D-1003 B		

Universal application/MP labels	Label type, devices and label profiles	Label type, devices and label profiles
Labels/sheet labels for universal application through gluing/screwing/riveting	E KSK 11x9 Page 118 5 Chrs. 	J KSO 11x9 Page 130 5 Chrs. 
A B C D		
E F G H I	F KSK 15x9 Page 118 7 Chrs. 	K KSO 15x9 Page 130 7 Chrs. 
J K L M N		
A ELW/ELG/ELPT A4 sheet/laser printing Page 132	G KSK 20x9 Page 118 11 Chrs. 	L KSO 20x9 Page 130 11 Chrs. 
B ELO A4 sheet/laser printing Page 133	H KSK 35x9 Page 118 19 Chrs. 	M KSO 35x9 Page 130 19 Chrs. 
C EDG A4 sheet/matrix printing Page 134	I KSK 70x9 Page 118 38 Chrs. 	N KSO 70x9 Page 130 38 Chrs. 
D DM/DMG/ALU/ALM engraving material Page 135		

Wago devices/MP label types	Label type, devices and label profiles	Label type, devices and label profiles
757-483 M8 Sensor/Actuator Box 8-way B	A WGO 5/5-5 Page 87 3 Chrs. 	C WGO 5/10-5F Page 87 5 Chrs. 
Beckhoff Wago 12/7 B		
Des. WSB 209... B	B WGO 5/10-5 Page 87 5 Chrs. 	D KSK 20x9 Page 118 11 Chrs. 
Bus module by WAGO 12/7 B		
CA5-10/CA5-01 D		
D 4/6 B		
M 4/6 C	E ABB 17x9 Page 109 9 Chrs. 	
M 16/12 C		
Mini WSB A		
Automatic circuit-breaker E		



Component and component location labeling

Type SKS H



-40 to 284 °F



PC




VO



Halogen-free component labeling

High-quality, halogen-free label plates to snap into the Siemens-Sirius devices. The large printable area at the top allows room for individual project and component reference, dispensing with the need to organize additional systems.



Type	Order no.	Color	RAL equiv.	Label size inch (mm)	Printable area inch (mm)	Maximum characters / lines	Trees No.	No. per frame	Software type	Pack qty.
SKS/PC 10x7 Sirius	86401652	white	9016	0.39x0.28 (10x7)	0.39x0.28 (10x7)	5/2	4	48	96	816
SKS/PC 10x7 Sirius	86401662	Pastel turquoise	6034	0.39x0.28 (10x7)	0.39x0.28 (10x7)	5/2	4	48	096	816
SKS/PC 11x4 Sirius	86401658	white	9016	0.43x0.16 (11x4)	0.43x0.16 (11x4)	6/1	4	80	134	1200
SKS/PC 11x4 Sirius	86401660	Pastel turquoise	6034	0.43x0.16 (11x4)	0.43x0.16 (11x4)	6/1	4	80	135	1200
SKS/PC 20x7 Sirius	86401656	white	9016	0.79x0.28 (20x7)	0.79x0.28 (20x7)	11/2	4	20	95	340
SKS/PC 20x7 Sirius	86401664	Pastel turquoise	6034	0.79x0.28 (20x7)	0.79x0.28 (20x7)	11/2	4	20	095	340

Consult labeling system for suitable base plates


Type KSS



 -40 to 284 °F

 PC

 V0


 Halogen-free component labeling

High-quality, halogen-free label plates to snap into devices.

The large printable area at the top allows room for individual project and component reference, dispensing with the need to organize additional systems.

Adapters render the label holders usable for component location labeling.

Multiframe compatible with other manufacturers.



Type	Order no.	Color	RAL equiv.	Label size inch (mm)	Printable area inch (mm)	Maximum characters / lines	Trees No.	No. per frame	Software type	Pack qty.
KSS 10x8 for ASI *	86421006	white	9016	0.39x0.31 (10x8)	0.39x0.31 (10x8)	5/2	4	40	77	800
KSS 10x8 for ASI *	86421008	Pastel turquoise	6034	0.39x0.31 (10x8)	0.39x0.31 (10x8)	5/2	4	40	78	800
KSS 20x9 **	86421010	white	9016	0.79x0.35 (20x9)	0.79x0.35 (20x9)	11/2	4	20	67	380
KSS 20x9 **	86421011	yellow	1018	0.79x0.35 (20x9)	0.79x0.35 (20x9)	11/2	4	20	67G	380
KSS 20x9 **	86421009	Pastel turquoise	6034	0.79x0.35 (20x9)	0.79x0.35 (20x9)	11/2	4	20	67P	380

* Component location labeling in conjunction with:
BZS label rail

** Component location labeling in conjunction with:
BS 9, BS 10 label holders or BZS label rail

Consult labeling system for suitable base plates



Component and component location labeling

Type KSA



-40 to 284 °F



PC



VO





Halogen-free component labeling

High-quality, halogen-free label plates to snap into devices.

The large printable area at the top allows room for individual project and component reference, dispensing with the need to organize additional systems.

Adapters render the label holders usable for component location labeling.



Type	Order no.	Color	RAL equiv.	Label size inch (mm)	Printable area inch (mm)	Maximum characters / lines	Trees No.	No. per frame	Software type	Pack qty.
------	-----------	-------	------------	-------------------------	-----------------------------	-------------------------------	-----------	---------------	---------------	-----------

KSA 19x8 *	86421012	white	9016	0.75x0.31 (19x8)	0.75x0.31 (19x8)	10 /2	4	20	70	380
------------	----------	-------	------	------------------	------------------	-------	---	----	----	-----

* Component location labeling in conjunction with:
BZS 9 label rail

Consult labeling system for suitable base plates

Type KTE



-40 to 284 °F



PC





V0



Halogen-free component labeling

High-quality, halogen-free label plates to snap into devices. The large printable area at the top allows room for individual project and component reference, dispensing with the need to organize additional systems. Adapters render the label holders usable for component location labeling.



Type	Order no.	Color	RAL equiv.	Label size inch (mm)	Printable area inch (mm)	Maximum characters / lines	Trees No.	No. per frame	Software type	Pack qty.
KTE 17x8 *	86421018	white	9016	0.67x0.31 (17x8)	0.67x0.31 (17x8)	9/2	4	20	73	340
KTE 21x8 *	86421014	white	9016	0.83x0.31 (21x8)	0.83x0.31 (21x8)	12/2	4	20	72	340

* Component location labeling in conjunction with:
BZS 9 label rail

Consult labeling system for suitable base plates



Component and component location labeling

Type KAB



-40 to 284 °F



PC




VO



Halogen-free component labeling

High-quality, halogen-free label plates to snap into devices. The large printable area at the top allows room for individual project and component reference, dispensing with the need to organize additional systems.



Type	Order no.	Color	RAL equiv.	Label size inch (mm)	Printable area inch (mm)	Maximum characters / lines	Trees No.	No. per frame	Software type	Pack qty.
------	-----------	-------	------------	-------------------------	-----------------------------	----------------------------	-----------	---------------	---------------	-----------

KAB 17x10	86421016	white	9016	0.67x0.39 (17x10)	0.67x0.39 (17x10)	9/2	5	30	52	750
-----------	----------	-------	------	-------------------	-------------------	-----	---	----	----	-----

Consult labeling system for suitable base plates

Type ABB



-40 to 284 °F



PC



V0





Halogen-free component labeling

High-quality, halogen-free label plates to snap into devices.

The large printable area at the top allows room for individual project and component reference, dispensing with the need to organize additional systems.

Adapters render the label holders usable for component location labeling.



Type	Order no.	Color	RAL equiv.	Label size inch (mm)	Printable area inch (mm)	Maximum characters / lines	Trees No.	No. per frame	Software type	Pack qty.
ABB 17x9	86421020	white	9016	0.67x0.35 (17x9)	0.67x0.35 (17x9)	9/2	4	24	68	384
ABB 17x9	86421021	Pastel turquoise	6034	0.67x0.35 (17x9)	0.67x0.35 (17x9)	9/2	4	24	68P	384

* Component location labeling in conjunction with:

BZS label rail

Consult labeling system for suitable base plates



Component and component location labeling

Type KMO



-40 to 284 °F



PC





VO



Halogen-free component labeling

High-quality, halogen-free label plates to snap into devices. The large printable area at the top allows room for individual project and component reference, dispensing with the need to organize additional systems.



Type	Order no.	Color	RAL equiv.	Label size inch (mm)	Printable area inch (mm)	Maximum characters / lines	Trees No.	No. per frame	Software type	Pack qty.
KMO 17.5x8 *	86421070	white	9016	0.69x0.31 (17.5x8)	0.69x0.31 (17.5x8)	9/2	4	24	190	720
Adapter for DILER and DILET series										
for use with components without auxiliary contacts										
KMO adapter	86421074	white	-	-	-	-	-	-	-	380
KSS 20x9 label plate required (please order separately)										
* Component location labeling in conjunction with: BZS 9 label rail										
Consult labeling system for suitable base plates										

Type KS



-40 to 284 °F



PC





V0



Halogen-free component labeling

High-quality, halogen-free label plates to snap into devices. The large printable area at the top allows room for individual project and component reference, dispensing with the need to organize additional systems.



Type	Order no.	Color	RAL equiv.	Label size inch (mm)	Printable area inch (mm)	Maximum characters / lines	Trees No.	No. per frame	Software type	Pack qty.
KS 5/10	86402210	white	9016	0.39x0.20 (10x5)	0.39x0.20 (10x5)	6/1	4	40	88	1000

Consult labeling system for suitable base plates



Component and component location labeling

Type KSF



-40 to 284 °F



PC



VO




Halogen-free component labeling

High-quality, halogen-free label plates to snap into devices.

The large printable area at the top allows room for individual project and component reference, dispensing with the need to organize additional systems.

Adapters render the label holders usable for component location labeling.



Type	Order no.	Color	RAL equiv.	Label size inch (mm)	Printable area inch (mm)	Maximum characters / lines	Trees No.	No. per frame	Software type	Pack qty.
KSF 4.5x9	86421046	white	9016	0.18x0.35 (4.5x9)	0.18x0.35 (4.5x9)	5/1	4	80	176	1040
KSF 10x8 *	86421050	white	9016	0.39x0.31 (10x8)	0.39x0.31 (10x8)	5/2	4	44	175	1012
KSF 20x9 *	86421042	white	9016	0.79x0.35 (20x9)	0.79x0.35 (20x9)	11/2	4	20	174	380

* Component location labeling in conjunction with:
BZS 9 label rail

Consult labeling system for suitable base plates

Type KSL



-40 to 284 °F



PC





V0



Halogen-free component labeling

High-quality, halogen-free label plates to snap into devices.
The large printable area at the top allows room for individual project and component reference, dispensing with the need to organize additional systems.



Type	Order no.	Color	RAL equiv.	Label size inch (mm)	Printable area inch (mm)	Maximum characters / lines	Trees No.	No. per frame	Software type	Pack qty.
KSL 12x9	86421060	white	9016	12x9	12x9	6/2	4	20	170	380
KSL 20x9	86421062	white	9016	0.79x0.35 (20x9)	0.79x0.35 (20x9)	11/2	4	20	171	380

Consult labeling system for suitable base plates



Component and component location labeling

Type KES



-40 to 284 °F



PC





VO



Halogen-free component labeling

High-quality, halogen-free label plates to snap into devices. The large printable area at the top allows room for individual project and component reference, dispensing with the need to organize additional systems. Adapters render the label holders usable for component location labeling.



Type	Order no.	Color	RAL equiv.	Label size inch (mm)	Printable area inch (mm)	Maximum characters / lines	Trees No.	No. per frame	Software type	Pack qty.
------	-----------	-------	------------	-------------------------	-----------------------------	----------------------------	-----------	---------------	---------------	-----------

KES 20x8 *	86421052	white	9016	0.79x0.31 (20x8)	0.79x0.31 (20x8)	11/2	4	20	99	380
------------	----------	-------	------	------------------	------------------	------	---	----	----	-----

* Component location labeling in conjunction with:
BZS 9 label rail

Consult labeling system for suitable base plates

Type KPF



-40 to 284 °F



PC



V0





Halogen-free component labeling

High-quality, halogen-free label plates to snap into devices.

The large printable area at the top allows room for individual project and component reference, dispensing with the need to organize additional systems.

Adapters render the label holders usable for component location labeling.



Type	Order no.	Color	RAL equiv.	Label size inch (mm)	Printable area inch (mm)	Maximum characters / lines	Trees No.	No. per frame	Software type	Pack qty.
------	-----------	-------	------------	-------------------------	-----------------------------	-------------------------------	--------------	---------------------	------------------	--------------

KPF 18.5x8	86421054	white	9016	0.73x0.31 (18.5x8)	0.73x0.31 (18.5x8)	10/2	4	20	250	480
------------	----------	-------	------	--------------------	--------------------	------	---	----	-----	-----

* Component location labeling in conjunction with:
BZS 9 label rail

Consult labeling system for suitable base plates



Component and component location labeling

Type WGO



-40 to 284 °F



PC





VO



Halogen-free component labeling

High-quality, halogen-free label plates to snap into devices.

The large printable area at the top allows room for individual project and component reference, dispensing with the need to organize additional systems.



Type	Order no.	Color	RAL equiv.	Label size inch (mm)	Printable area inch (mm)	Maximum characters / lines	Trees No.	No. per frame	Software type	Pack qty.
Component labeling										
WGO 12/7	86401822	white	9016	0.47x0.28 (12x7)	0.47x0.28 (12x7)	6/2	4	36	140	750
Connecting labeling										
WGO 5/5-5	86401814	white	9016	0.20x0.20 (5x5)	0.20x0.20 (5x5)	3/1	5	110	142	1100
WGO 5/5-5	86401838	orange	2011	0.20x0.20 (5x5)	0.20x0.20 (5x5)	3/1	5	110	147	1100
WGO 5/5-5	86401836	blue	5012	0.20x0.20 (5x5)	0.20x0.20 (5x5)	3/1	5	110	146	1100
WGO 5/5-5	86401834	green	6018	0.20x0.20 (5x5)	0.20x0.20 (5x5)	3/1	5	110	145	1100
WGO 5/5-5	86401830	yellow	1018	0.20x0.20 (5x5)	0.20x0.20 (5x5)	3/1	5	110	143	1100
WGO 5/5-5	86401832	red	2012	0.20x0.20 (5x5)	0.20x0.20 (5x5)	3/1	5	110	144	1100

Consult labeling system for suitable base plates

Type B+R



-40 to 284 °F



PC




V0



Halogen-free component labeling

High-quality, halogen-free label plates to snap into devices.

The large printable area at the top allows room for individual project and component reference, dispensing with the need to organize additional systems.



Type	Order no.	Color	RAL equiv.	Label size inch (mm)	Printable area inch (mm)	Maximum characters / lines	Trees No.	No. per frame	Software type	Pack qty.
For labeling equipment and connecting labeling										
B+R 11x3	86402800	white	9016	0.43x0.12 (11x3)	0.43x0.12 (11x3)	6/1	5	45	201	675
B+R 11x3	86402802	red	2012	0.43x0.12 (11x3)	0.43x0.12 (11x3)	6/1	5	45	201	675
B+R 11x3	86402804	blue	5012	0.43x0.12 (11x3)	0.43x0.12 (11x3)	6/1	5	45	201	675



Component and component location labeling

KSK type (universal adhesive label)



-40 to 284 °F



PC
Adhesive 467



VO




Halogen-free component and component location labeling

High-quality, halogen-free adhesive label plates.

The large printable area at the top allows room for individual project and component reference, dispensing with the need to organize additional systems.

The flat construction allows the label holder to be used as a component location marker inside the top hat rail.



Type	Order no.	Color	RAL equiv.	Label size inch (mm)	Printable area inch (mm)	Maximum characters / lines	Trees No.	No. per frame	Software type	Pack qty.
KSK 11x9	86421034	white	9016	0.43x0.35 (11x9)	0.43x0.35 (11x9)	5/2	4	44	61	1400
KSK 11x9	86421035	yellow	1018	0.43x0.35 (11x9)	0.43x0.35 (11x9)	5/2	4	44	61G	1400
KSK 11x9	86421039	red	2012	0.43x0.35 (11x9)	0.43x0.35 (11x9)	5/2	4	44	61R	1400
KSK 15x9	86421036	white	9016	0.59x0.35 (15x9)	0.59x0.35 (15x9)	7/2	4	44	63	1400
KSK 15x9	86421037	yellow	1018	0.59x0.35 (15x9)	0.59x0.35 (15x9)	7/2	4	44	63G	1400
KSK 15x9	86421041	red	2012	0.59x0.35 (15x9)	0.59x0.35 (15x9)	7/2	4	44	63R	1400
KSK 20x9	86421038	white	9016	0.79x0.35 (20x9)	0.79x0.35 (20x9)	11/2	4	20	66	680
KSK 20x9	86421088	yellow	1018	0.79x0.35 (20x9)	0.79x0.35 (20x9)	11/2	4	20	66G	680
KSK 20x9	86421043	red	2012	0.79x0.35 (20x9)	0.79x0.35 (20x9)	11/2	4	20	66R	680
KSK 35x9	86421045	white	9016	1.38x0.35 (35x9)	1.38x0.35 (35x9)	19/2	4	12	58W	360
KSK 35x9	86421047	yellow	1018	1.38x0.35 (35x9)	1.38x0.35 (35x9)	19/2	4	12	58G	360
KSK 35x9	86421049	red	2012	1.38x0.35 (35x9)	1.38x0.35 (35x9)	19/2	4	12	58R	360
KSK 70x9	86421051	white	9016	2.76x0.35 (70x9)	2.76x0.35 (70x9)	38/2	1	11	57W	330
KSK 70x9	86421053	yellow	1018	2.76x0.35 (70x9)	2.76x0.35 (70x9)	38/2	1	11	57G	330
KSK 70x9	86421055	red	2012	2.76x0.35 (70x9)	2.76x0.35 (70x9)	38/2	1	11	57R	330

Consult labeling system for suitable base plates

TYPE KSZ



-40 to 284 °F



PC





V0



Halogen-free component labeling

High-quality, halogen-free label plates for labeling Harting connector housings (heavy connectors).



Type	Order no.	Color	RAL equiv.	Label size inch (mm)	Printable area inch (mm)	Maximum characters / lines	Trees No.	No. per frame	Software type	Pack qty.
KSZ 20x7	86421040	white	9016	0.79x0.28 (20x7)	0.79x0.28 (20x7)	10/2	-	open	200	100

Consult labeling system for suitable base plates



Component and component location labeling

KM 2 / KM 20 type (adhesive holder)



-40 to 284 °F



PVC Adhesive 467




V0




Adhesive assembly

High-quality, transparent adhesive label holders.
If the bonding surface is prepared properly the acrylic adhesive can form a permanent bond.



KM 2...



KM 20

Type	Order no.	Color	length inch (mm)	Size inch (mm)	for label plate	Maximum characters BK23/BK30	Pack qty.
KM 2/16	86321010	transparent	0.63 (16)	0.35x0.63 (9x16)	KS 4.../DM 4...	6/5	1000
KM 2/22	86321012	transparent	0.87 (22)	0.35x0.87 (9x22)	KS 4.../DM 4...	9/7	1000
KM 2/25	86321014	transparent	0.98 (25)	0.35x0.98 (9x25)	KS 4.../DM 4...	10/8	1000
KM 20	86321016	transparent	0.79 (20)	0.39x0.79 (10x20)	KSO 20x9	-	1000
Self-adhesive with special adhesive tape							
KM 02/16	86321046	transparent	0.63 (16)	0.35x0.63 (9x16)	KS 4.../DM 4...	6/5	1000


Type KM

 -40 to 284 °F

 PVC

 V0

High-quality, transparent label holder for component labeling.
Mounted with cable ties.







Type	Order no.	length inch (mm)	Width inch (mm)	for label plate	Maximum characters BK23/BK30	Cable ties max. width of inch (mm)	Recommended min. diameter inch (mm)	Pack qty.
Labeling lengthways along the cable/conduit								
KM 4/23	86321020	0.91 (23)	0.16 (4)	KS 4/x; DM 4...	10/7	0.20 (5)	0.20 (5)	1000
KM 4/28	86321022	1.10 (28)	0.16 (4)	KS 4/x; DM 4...	12/9	0.20 (5)	0.20 (5)	1000
KM 4/31	86321024	1.22 (31)	0.16 (4)	KS 4/x; DM 4...	13/10	0.20 (5)	0.20 (5)	1000
KM 4/36	86321026	1.42 (36)	0.16 (4)	KS 4/x; DM 4...	15/12	0.20 (5)	0.20 (5)	1000
KM 4/45	86321028	1.77 (45)	0.16 (4)	KS 4/x; DM 4...	19/15	0.20 (5)	0.20 (5)	1000
Single-line and multi-line								
KM 9/20	86321040	0.79 (20)	0.35 (9)	KSO 20x9; DM 9...	-	0.20 (5)	0.39 (10)	1000
KM 9/35	86321042	1.38 (35)	0.35 (9)	KSO 35x9; DM 9...	-	0.20 (5)	0.39 (10)	500
KM 15/27	86321056	1.06 (27)	0.59 (15)	KS 15/27; DM 15...	-	0.20 (5)	0.39 (10)	500
KM 15/49	86321058	1.93 (49)	0.59 (15)	KS 15/49; DM 15...	-	0.20 (5)	0.39 (10)	250
KM 15/67	86321060	2.64 (67)	0.59 (15)	KS 15/67; DM 15...	-	0.20 (5)	0.39 (10)	125
Pre-assembled label holders								
KKM 4/23	86321050	0.91 (23)	0.16 (4)	KS 4/x; DM 4...	10/7	0.20 (5)	0.20 (5)	250
KM 4/23 fitted with cable tie KB 55								
KKM 9/20	86321052	0.79 (20)	0.35 (9)	KSO 20x9; DM 9...	-	0.20 (5)	0.39 (10)	250
KM 9/20 fitted with cable tie KB 55								

For correct size of cable tie KB see accessories




Component and component location labeling

Type KM-B

-  -40 to 140 °F
-  PVC
-  V0
-  Standard label holder

High-quality, blue-colored flexible label holders for labeling wires, cables and conduits. They hold the characters (BK) and the ACS labels type KS, KSO or DM. The label holders are fixed in place with cable ties.



Type	Order no.	length inch (mm)	for label plate	Maximum characters BK23/BK30	Cable ties max. width of inch (mm)	Recommended min. diameter inch (mm)	Pack qty.
------	-----------	---------------------	-----------------------	------------------------------------	--	---	--------------

Labeling lengthways along the cable/conduit

Single-line

KM 4/12B	86321074	0.47 (12)	KS4/12; DM 4...	6/5	0.20 (5)	0.20 (5)	2000
KM 4/18B	86321075	0.71 (18)	KS4/18; DM 4...	7/6	0.20 (5)	0.20 (5)	2000
KM 4/23B	86321076	0.91 (23)	KS4/23; DM 4...	10/7	0.20 (5)	0.20 (5)	1000
KM 4/30B	86321077	1.18 (30)	KS4/30; DM 4...	13/10	0.20 (5)	0.20 (5)	1000

Single-line and multi-line

KM 9/20B	86321080	0.79 (20)	KS9/20; DM 9...	-	0.20 (5)	0.20 (5)	1000
KM 9/35B	86321081	1.38 (35)	KS9/35; DM 9...	-	0.20 (5)	0.20 (5)	500
KM 9/70B	86321082	2.76 (70)	KS9/70; DM 9...	-	0.20 (5)	0.20 (5)	250

KM 6 type



-40 to 284 °F



PVC





V0

High-quality, transparent label holder for component labeling.

Assembly is via snap-in action.

Adaptors render the label holders usable for component location labeling.



Type	Order no.	Color	length inch (mm)	for label plate	Maximum characters BK23/BK30	Pack qty.
KM 6/15 *	86321030	transparent	0.59 (15)	KS 4.../DM 4...	6/5	1000
KM 6/18 *	86321032	transparent	0.71 (18)	KS 4.../DM 4...	7/6	1000
KM 6/21 *	86321034	transparent	0.83 (21)	KS 4.../DM 4...	9/7	1000
KM 6/27 *	86321036	transparent	1.06 (27)	KS 4.../DM 4...	11/9	1000

* Component location labeling in conjunction with:

BZS label rail



Component and component location labeling

Type BS



-40 to 284 °F




PVC




V0

For the subsequent labeling of control gear or component location.


The BS 9/10 label holder is secured by means of a self-clamping (spring-loaded) base.



BS 3



BS 1 / BS 2 / BS 4



BS 9 / BS 10

Type	Order no.	Application range from – to inch (mm)	Wire cross-section from – to mm ²	for label plate	Maximum characters BK23/BK30	Printable area inch (mm)	Maximum characters/ lines	No. per sheet	Software type	Pack qty.
Clamping piece with top part to hold paper strips for lengthways inscription										
(Supplied with paper strips)										
BS 1	86281010	max. 0.15 (3.7)	0.02–0.10 (0.5–2.5)	-	-	1.06x0.31 (27x8)	10/2	256	BSM	500
DIN A4 paper sheet with punched margin for BS 1										
Paper sheet	86281013	-	-	-	-	0.98x0.31 (25x8)	10/2	256	BSM	2560
Clamping piece incl. top part for BK or KS 4/x quick-fit labels										
BS 2	86281014	max. 0.15 (3.7)	0.02–0.10 (0.5–2.5)	KS 4.../DM 4...	11/9	1.06x0.16 (27x4)	12/1	-	-	500
Clamping piece for KM 7 und BS 5										
BS 3	86281016	max. 0.15 (3.7)	0.02–0.10 (0.5–2.5)	-	-	-	-	-	-	190
Clamping piece incl. top part for ACS plotter labeling										
BS 4	86281018	max. 0.15 (3.7)	0.02–0.10 (0.5–2.5)	-	-	1.06x0.47 (27x12)	12/3	-	79	190
BS 4 requires no base plate										
Label carrier (self-clamping)										
Matching label holder KM 6/18 or KSS 20x9										
BS 9	86281024	max. 0.20 (5.2)	-	-	-	-	-	-	-	50
BS 10	86281026	max. 0.43 (11)	-	-	-	-	-	-	-	50

type SKDL/E (for cable guide rail type KDL/E)



-40 to 176 °F



PVC

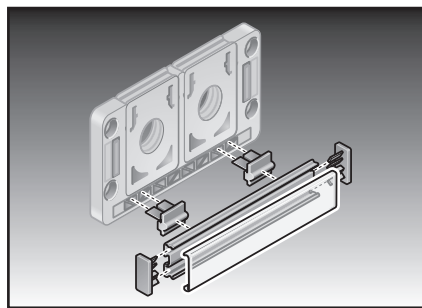
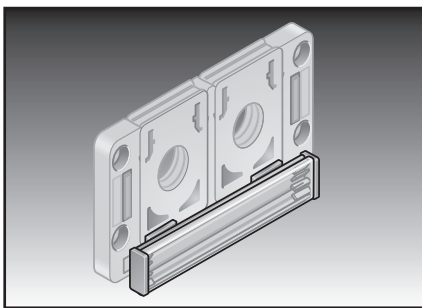


V0



Labeling system for
KDL/E cable entry system

The labeling set for the KDL/E cable entry system was developed as a simple means of accommodating a great deal of labeling information in or on the KDL/E cable entry system. There are various versions available adapted to the different cable entry systems. The set consists of holder, label rail, plug and transparent cover. The label rail can hold the KS 15/... labels.



Type	Order no.	Color	Suitable for	For label:	Pack qty.
Labeling set for cable guide rail type KDL/E					
BZS 9 SKDL/E 16	86301232	black/transparent	KDL/E 16	KS 15/...	1
BZS 9 SKDL/E 24	86301236		KDL/E 24	KS 15/...	1
BZS 15 SKDL/E 16	86301234		KDL/E 16	KS 15/...	1
BZS 15 SKDL/E 24	86301238		KDL/E 24	KS 15/...	1

Adapter set consisting of

- Holder
- Labeling rail
- Transparent cover
- Sealing plugs



Component and component location labeling

BZS type (9 mm label rail)



-40 to 176 °F



PVC

BZS/K: Adhesive 4930 BZS/SK: Adh. 1780



V0




Mounting rail for component location labeling

Snap-in label track for component location labeling.

Secure via rivets, screws, or adhesive.

Pre-punched 0.16 in. (4 mm) dia holes on 3.94 in. (100 mm) centers.



Type	Order no.	length inch (mm)	Color	Pack qty.
with holes				
BZS 37	86301010	1.46 (37)	grey	100
BZS 500	86301012	19.69 (500)	grey	10
BZS 600	86301014	23.62 (600)	grey	10
BZS 1000	86301016	39.37 (1000)	grey	10
BZS 1300	86301017	51.81 (1300)	grey	10
incl. bore hole and adhesive tape as installation aid				
BZS 500 K	86301018	19.69 (500)	grey	10
BZS 600 K	86301020	23.62 (600)	grey	10
BZS 1000 K	86301022	39.37 (1000)	grey	10
BZS 1300 K	86301027	51.81 (1300)	grey	10
self-adhesive (without bore holes) for rough surfaces (hammer enamel)				
BZS 500 SK	86301032	19.69 (500)	grey	10
BZS 600 SK	86301034	23.62 (600)	grey	10
BZS 1000 SK	86301036	39.37 (1000)	grey	10



Component and component location labeling

BZS labeling system



-40 to 176 °F



PVC

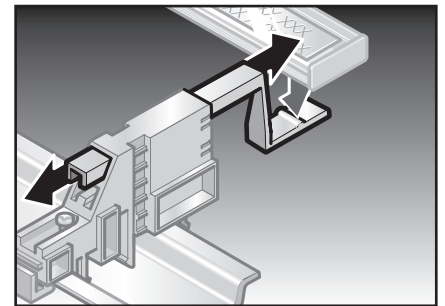
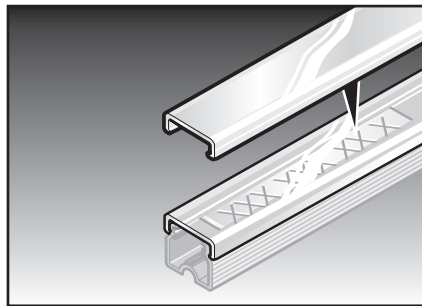
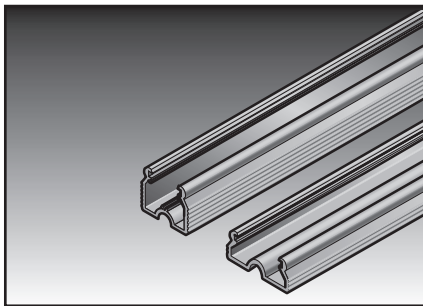


VO



Mounting rail for component location labeling

The BZS system was developed as a simple means of accommodating a great deal of labeling information in or on the control cabinet. The BZS system is extremely versatile. The labeling rail with the snap-in labels provides vertical and horizontal designation of terminal blocks and other components. The system can be fitted on the top hat rail, C-rail or the cable duct. The label holders can be cut to any length. The labels are simply clicked into the label holder.



Type	Order no.	Color	length in inch (mm)	Width in inch (mm)	For label:	Pack qty.
Label holder for mounting label plates						
Label holder BZS 9 500 mm	86301222	black	19.69 (500)	0.35 (9)	KSx .../9	25
Label holder BZS 9 600 mm	86301224	black	23.62 (600)	0.35 (9)	KSx .../9	25
Label holder BZS 9 1000 mm	86301226	black	39.37 (1000)	0.35 (9)	KSx .../9	25
Label holder BZS 9 1300 mm	86301228	black	51.81 (1300)	0.35 (9)	KSx .../9	25
Label holder BZS 15 500 mm	86301262	black	19.69 (500)	0.59 (15)	KS 15/...	25
Label holder BZS 15 600 mm	86301264	black	23.62 (600)	0.59 (15)	KS 15/...	25
Label holder BZS 15 1000 mm	86301266	black	39.37 (1000)	0.59 (15)	KS 15/...	25
Label holder BZS 15 1300 mm	86301268	black	51.81 (1300)	0.59 (15)	KS 15/...	25
Transparent cover for label holder						
Cover BZS 9 500 mm	86301242	transparent	19.69 (500)	0.35 (9)	-	25
Cover BZS 9 600 mm	86301244	transparent	23.62 (600)	0.35 (9)	-	25
Cover BZS 9 1000 mm	86301246	transparent	39.37 (1000)	0.35 (9)	-	25
Cover BZS 9 1300 mm	86301248	transparent	51.81 (1300)	0.35 (9)	-	25
Cover BZS 15 500 mm	86301282	transparent	19.69 (500)	0.59 (15)	-	25
Cover BZS 15 600 mm	86301284	transparent	23.62 (600)	0.59 (15)	-	25
Cover BZS 15 1000 mm	86301286	transparent	39.37 (1000)	0.59 (15)	-	25
Cover BZS 15 1300 mm	86301288	transparent	51.81 (1300)	0.59 (15)	-	25

BZS labeling system accessories



-40 to 176 °F

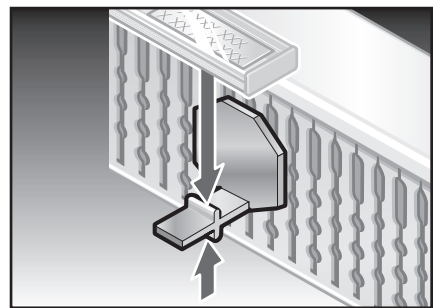
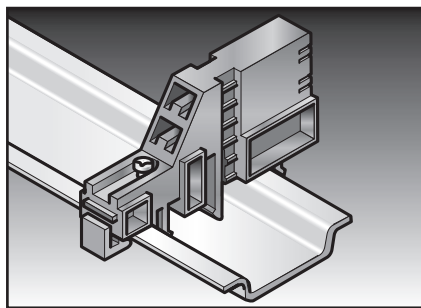
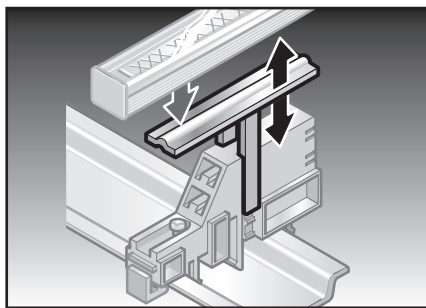


PVC



V0

The BZS labeling system can be tailored to any labeling requirement, offering horizontal or vertical inscriptions for control cabinets, labeling outside or within control cabinets, any length of label carriers and any number of label plates. The BZS system meets your every need.



Type	Order no.	Color	Pack qty.
End cap for label holder			
End cap BZS 9	86301219	black	80
End cap BZS 15	86301259	black	80
Clamping socket to hold indicator / spacer / distance plate			
Clamping socket	86301210	black	30
Distance plate for clamping socket			
Distance plate clamping socket	86301218	black	100
Indicator for mounting label holders			
Indicator	86301212	black	100
Spacer for mounting label holders			
Spacer	86301214	black	100
Adapter for cable duct for mounting label holders			
Cable duct holder	86301216	black	100



Component and component location labeling

KSO / KS type



-40 to 284 °F



PC




VO



Halogen-free component labeling

High-quality, halogen-free label plates for equipment location labeling with BZS label rail or KM adhesive holder.

The large printable area at the top allows room for individual project and component location reference, dispensing with the need to organize additional systems.



Type	Order no.	Color	RAL equiv.	Label size inch (mm)	Printable area inch (mm)	Maximum characters / lines	Trees No.	No. per frame	Software type	Pack qty.
For width 0.35 in. (9 mm) / Label length 0.43 in. (11 mm)										
KSO 11x9	86421024	white	9016	0.43x0.35 (11x9)	0.43x0.35 (11x9)	6/2	4	44	60	1400
KSO 11x9	86421013	yellow	1018	0.43x0.35 (11x9)	0.43x0.35 (11x9)	6/2	4	44	60G	1400
KSO 11x9	86421024	red	2012	0.43x0.35 (11x9)	0.43x0.35 (11x9)	6/2	4	44	60R	1400
For width 0.35 in. (9 mm) / Label length 0.59 in. (15 mm)										
KSO 15x9	86421026	white	9016	0.59x0.35 (15x9)	0.59x0.35 (15x9)	8/2	4	44	62	1400
KSO 15x9	86421027	yellow	1018	0.59x0.35 (15x9)	0.59x0.35 (15x9)	8/2	4	44	62G	1400
KSO 15x9	86421019	red	2012	0.59x0.35 (15x9)	0.59x0.35 (15x9)	8/2	4	44	62R	1400
For width 0.35 in. (9 mm) / Label length 0.79 in. (20 mm)										
KSO 20x9	86421028	white	9016	0.79x0.35 (20x9)	0.79x0.35 (20x9)	11/2	4	20	64	680
KSO 20x9	86421080	yellow	1018	0.79x0.35 (20x9)	0.79x0.35 (20x9)	11/2	4	20	65G	680
KSO 20x9	86421030	red	2012	0.79x0.35 (20x9)	0.79x0.35 (20x9)	11/2	4	20	65R	680
For width 0.35 in. (9 mm) / Label length 1.38 in. (35 mm)										
KSO 35x9	86421032	white	9016	1.38x0.35 (35x9)	1.38x0.35 (35x9)	18/2	4	12	69	360
KSO 35x9	86421031	yellow	1018	1.38x0.35 (35x9)	1.38x0.35 (35x9)	18/2	4	12	69G	360
KSO 35x9	86421033	red	2012	1.38x0.35 (35x9)	1.38x0.35 (35x9)	18/2	4	12	69R	360
For width 0.35 in. (9 mm) / Label length 2.76 in. (70 mm)										
KSO 70x9	86421082	white	9016	2.76x0.35 (70x9)	2.76x0.35 (70x9)	38/2	1	11	280	330
KSO 70x9	86421083	yellow	1018	2.76x0.35 (70x9)	2.76x0.35 (70x9)	38/2	1	11	282	330
KSO 70x9	86421084	red	2012	2.76x0.35 (70x9)	2.76x0.35 (70x9)	38/2	1	11	281	330

KSO / KS type



Type	Order no.	Color	RAL equiv.	Label size inch (mm)	Printable area inch (mm)	Maximum characters / lines	Trees No.	No. per frame	Software type	Pack qty.
For width 0.59 in. (15 mm) / Label length 0.67 in. (17 mm)										
KS 15/17	86361040	white	9016	0.59x0.67 (15x17)	0.59x0.67 (15x17)	9/3	4	24	84	720
For width 0.59 in. (15 mm) / Label length 1.06 in. (27 mm)										
KS 15/27	86361010	white	9016	0.59x1.06 (15x27)	0.59x1.06 (15x27)	15/3	4	16	85	480
KS 15/27	86361012	yellow	1018	0.59x1.06 (15x27)	0.59x1.06 (15x27)	15/3	4	16	85G	480
KS 15/27	86361008	red	2012	0.59x1.06 (15x27)	0.59x1.06 (15x27)	15/3	4	16	85R	480
For width 0.59 in. (15 mm) / Label length 1.93 in. (49 mm)										
KS 15/49	86361014	white	9016	0.59x1.93 (15x49)	0.59x1.93 (15x49)	27/3	4	8	86	240
KS 15/49	86361015	yellow	1018	0.59x1.93 (15x49)	0.59x1.93 (15x49)	27/3	4	8	86G	240
KS 15/49	86361013	red	2012	0.59x1.93 (15x49)	0.59x1.93 (15x49)	27/3	4	8	86R	240
For width 0.59 in. (15 mm) / Label length 2.64 in. (67 mm)										
KS 15/67	86361016	white	9016	0.59x2.64 (15x67)	0.59x2.64 (15x67)	37/3	4	4	87	120
KS 15/67	86361017	yellow	1018	0.59x2.64 (15x67)	0.59x2.64 (15x67)	37/3	4	4	87G	120
KS 15/67	86361009	red	2012	0.59x2.64 (15x67)	0.59x2.64 (15x67)	37/3	4	4	87R	120
In conjunction with BS 2, BS 9, BS 10, KM 2, KM 6 and BZS										
KS 4/12	86361026	white	9016	0.16x0.47(4x12)	0.16x0.47(4x12)	6/1	3	57	6	1026
KS 4/12	86361018	yellow	1018	0.16x0.47(4x12)	0.16x0.47(4x12)	6/1	3	57	7	1026
KS 4/12	86361020	red	2012	0.16x0.47(4x12)	0.16x0.47(4x12)	6/1	3	57	8	1026
KS 4/12	86361022	green	6018	0.16x0.47(4x12)	0.16x0.47(4x12)	6/1	3	57	9	1026
KS 4/12	86361024	blue	5012	0.16x0.47(4x12)	0.16x0.47(4x12)	6/1	3	57	10	1026
KS 4/18	86361036	white	9016	0.16x0.71(4x18)	0.16x0.71(4x18)	10/1	3	57	1	1026
KS 4/18	86361028	yellow	1018	0.16x0.71(4x18)	0.16x0.71(4x18)	10/1	3	57	2	1026
KS 4/18	86361030	red	2012	0.16x0.71(4x18)	0.16x0.71(4x18)	10/1	3	57	3	1026
KS 4/18	86361032	green	6018	0.16x0.71(4x18)	0.16x0.71(4x18)	10/1	3	57	4	1026
KS 4/18	86361034	blue	5012	0.16x0.71(4x18)	0.16x0.71(4x18)	10/1	3	57	5	1026
KS 4/18	86361228	grey	7038	0.16x0.71(4x18)	0.16x0.71(4x18)	10/1	3	57	1G	1026
KS 4/18	86361233	orange	2011	0.16x0.71(4x18)	0.16x0.71(4x18)	10/1	3	57	10	1026
KS 4/18	86361235	brown	8003	0.16x0.71(4x18)	0.16x0.71(4x18)	10/1	3	57	1B	1026



Component and component location labeling

ELW / ELG / ELPT type label plate



-40 to 302 °F

Self-adhesive consecutive labels on A4 sheets.





Polyester foil
Adhesive 4883



V0



Single-line and multi-line inscription,
A4 sheets



Type	Order no.	Color	RAL equiv.	Label size inch (mm)	Printable area inch (mm)	Maximum characters / lines	No. of col.	No. per sheet	Software type	Pack qty.
Sheet labels, white										
ELW 11x9R	86561224	white	9016	0.43x0.35 (11x9)	0.43x0.35 (11x9)	5/2	16	400	95	4000
ELW 15x6R	86561228	white	9016	0.59x0.24 (15x6)	0.59x0.24 (15x6)	7/1	11	374	086	3740
ELW 19x6R	86561220	white	9016	0.75x0.24 (19x6)	0.75x0.24 (19x6)	10/1	9	306	97	3060
ELW 19x6R	86561222	white	9016	0.75x0.31 (19x8)	0.75x0.31 (19x8)	10/2	10	270	99	2700
ELW 64x34R	86561226	white	9016	2.52x1.34 (64x34)	2.52x1.34 (64x34)	35/7	3	24	R90	240
Sheet labels, yellow										
ELG 11x9R	86562018	yellow	1018	0.43x0.35 (11x9)	0.43x0.35 (11x9)	5/2	16	400	94	4000
ELG 15x6R	86562022	yellow	1018	0.59x0.24 (15x6)	0.59x0.24 (15x6)	7/1	11	374	087	3740
ELG 19x6R	86562014	yellow	1018	0.75x0.24 (19x6)	0.75x0.24 (19x6)	10/1	9	306	96	3060
ELG 19x8R	86562016	yellow	1018	0.75x0.31 (19x8)	0.75x0.31 (19x8)	10/1	10	270	98	2700
ELG 64x34R	86562020	yellow	1018	2.52x1.34 (64x34)	2.52x1.34 (64x34)	35/7	3	24	R91	240
Sheet labels pastel turquoise										
ELPT 19x6	86561820	Pastel turquoise	6034	0.75x0.24 (19x6)	0.75x0.24 (19x6)	10/1	9	306	110	3600
Accessories:										
ETH sheet label remover	86562210									1

Label plate type ELO (Siemens S7 component group)



-40 to 302 °F



Polyester foil



V0





Single-line and multi-line inscription
A4 sheets

High-quality polyester label for single-line and multi-line inscription

The inscription reads Siemens S7 component group

The labels are arranged for DIN A4 laser printing.

The sheet can be divided into DIN A5 if required.



Type	Order no.	Color	RAL equiv.	Label size inch (mm)	Printable area inch (mm)	Max. char./lines	No. of col.	No. per sheet	Software type	Pack qty.
------	-----------	-------	------------	-------------------------	-----------------------------	------------------	-------------	---------------	---------------	-----------

Insertion label for Siemens SPS 7

ELO 27.5x12.85	86561254	transparent	opaque	1.08x0.51 (27.5x12.85)	1.08x0.51 (27.5x12.85)	8/11	8	88	E52	880
ELO 50x12.85	86561255	transparent	opaque	1.97x0.51 (50.0x12.85)	1.97x0.51 (50.0x12.85)	8/20	4	44	E50	440
ELO 50x25.5	86561253	transparent	opaque	1.97x1.00 (50.0x25.5)	1.97x1.00 (50.0x25.5)	16/20	7	28	E80	280
ELO 103.5x17.45	86561250	transparent	opaque	4.07x0.69 (103.5x17.45)	4.07x0.69 (103.5x17.45)	12/41	2	18	E68	180
ELO 103.5x22.85	86561252	transparent	opaque	4.07x0.90 (103.5x22.85)	4.07x0.90 (103.5x22.85)	13/41	2	14	E70	140



Component and component location labeling

EDG type label plate



32 to 176 °F





Reinforced textile
Adhesive EDG



Single-line and multi-line inscription

Self-adhesive consecutive textile labels with zig-zag fold and punched hole margin for matrix printers.



Type	Order no.	Color	RAL equiv.	Label size inch (mm)	Printable area inch (mm)	Maximum characters / lines	No. of col.	No. per sheet	Software type	Pack qty.
------	-----------	-------	------------	-------------------------	-----------------------------	----------------------------	-------------	---------------	---------------	-----------

Sheet labels, yellow

EDG 18x9	86561620	yellow	1018	0.71x0.35 (18x9)	0.71x0.35 (18x9)	10/2	8	96	51	9600
----------	----------	--------	------	------------------	------------------	------	---	----	----	------

Engraving material for component and component location labeling

☑ Duomatt/engraving mat

Double-layer material

Composed of a colored surface layer and primarily a black base. Back is coated with self-adhesive, pressure sensitive or a strongly adhesive film.

Suitable for inscription using plotter, engraver or laser.

☑ Triomatt

Three-layered material

Similar to Duomatt, but with one colored surface coat and two differently colored bases.

Depending on the immersion depth of the engraving tool, either the upper or lower based is revealed.

Suitable for inscription using plotter, engraver or laser.

☑ Alumatt

Three-layered material

Two aluminum coats with an intermediary layer of melamine.

The dark melamine core is revealed during engraving to produce the script.

☑ Aluminum

Solid aluminum with a silver, black or other colored anodized layer. For silver anodization the script must be inlaid after the engraving; that extra step is not necessary for other colors.

From Alumatt to double-layered material: Everything you need to know about engraving.

Engraving represents one of the most durable yet economic labeling methods.

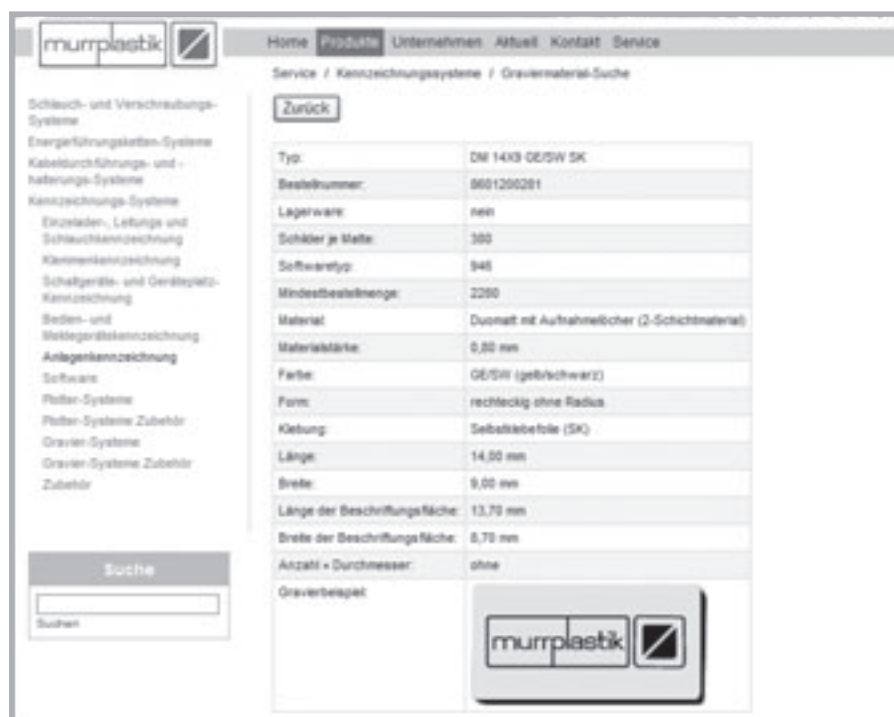
Engraved labels last an extremely long time, are resistant to environment influences and mechanical stress. The combination of engraving and suitable media can produce long-lasting labels even in the harshest of industrial environments.

There are a variety of fastening possibilities. These range from a simple press-on action using a self-adhesive side to fastening with cable ties or a label holder system to be screwed or riveted down.


Murrplastik Systemtechnik offers you a wide spectrum of engraving materials in many shapes and colors, as well as different optional characteristics.

Please visit our internet site for a convenient overview and quick search options for your labeling needs. It's quick and easy to find the right solution based on the materials, dimensions, shape, color and fastening type. Please visit.

www.murrplastik.de/acs/dm



The screenshot shows the Murrplastik website interface. The top navigation bar includes 'Home', 'Produkte', 'Unternehmen', 'Aktuell', 'Kontakt', and 'Service'. The main content area is titled 'Service / Kennzeichnungssysteme / Graviermaterial-Suche'. A 'Zurück' button is visible. The product details table is as follows:

Typ:	DN 14X3 GE/SW SK
Bestellnummer:	9691200281
Lagerware:	nein
Schilder je Matte:	300
Softwaretyp:	945
Mindestbestellmenge:	2200
Material:	Duomatt mit Aufnahmefläche (2-Schichtmaterial)
Materialstärke:	0,50 mm
Farbe:	GE/SW (gelb/schwarz)
Form:	rechteckig ohne Radius
Klebung:	Selbstklebefolie (SK)
Länge:	14,00 mm
Breite:	9,00 mm
Länge der Beschriftungsfläche:	13,70 mm
Breite der Beschriftungsfläche:	8,70 mm
Anzahl • Durchmesser:	ohne
Gravierbeispiel:	



Engraving material for component and component location labeling

☑ Diversity of material

Duomatt: Plastic two-layer material

Triomatt: Plastic three-layer material

Engraving mat: Plastic two-layer material

Alumatt: Aluminum three-layer material

Alu on mat: Aluminum single-layer material

☑ Variety of shapes

Standard shapes:
Prepunched/milled plates for use on the mat, square and round in many dimensions



Universal:
Plastic and aluminum plates (11.81" x 7.87") (300 x 200 mm) for general use

☑ Variety of options

Cornered model:
Square-edged or with radius

Bore holes:
in any count desired for screws or rivets

Adhesive model:
- without adhesive (HF)
- self-adhesive (SK)
- self-adhesive for rough surfaces (SSK)



Labeling of push-buttons and signal lamps





Labeling of push-buttons and signal lamps

Overview of push-button and signal lamp manufacturers

ABB-

BSH-A
BSH-B
BSH-C
BSH-D

ABB

List of ABB push-buttons and signal lamps and the Murrplastik labels that fit them.

Page 144

Allen Bradley-

800E 110
800E 120
800E 150
800E 160

Allen Bradley

List of Allen Bradley push-buttons and signal lamps and the Murrplastik labels that fit them.

Page 144

Möller-

M22S-STDD
MSSS-ST
Schalterserie MRQ
Tasterelemente XA

Möller

List of Möller push-buttons and signal lamps and the Murrplastik labels that fit them.

Page 145

Siemens-

3SB39 22-OAV
3SB39 22-OAW
3SB39 23-OAV
3SB39 25-OAY

Siemens

List of Siemens push-buttons and signal lamps and the Murrplastik labels that fit them.

Page 145

Telemecanique


ZBZ 32
ZBZ 33
ZBZ 34
ZBZ 35

Telemecanique

List of Telemecanique push-buttons and signal lamps and the Murrplastik labels that fit them.


Page 145

Overview of labels and label holders



Label holder BT/BTK

The BT and BTK label holders are used for labeling non-proprietary components and assemblies. **Page 146**




Label holder BT sorted

Small assortment for low volumes: Label holders, label plates, covers and screws. **Page 147**



Label holder BMA

Neutral label holders type BMA can be outfitted with various label frames of type BT-SR... **Page 148**




BZS labeling system

The BZS system makes it easy to apply a wide variety of labeling information in or around the control cabinet. **Page 149**




KS labels

High-quality, halogen-free, universal label plate for single-line and multi-line inscription. **Page 150**



Label plate ELW/ELO

Polyester sheet labels for single-line and multi-line inscription of Siemens 3SB push-button and signal lamp holders. **Page 151**



DMG label plate

Double-layer material with a colored outer layer and mounting holes. Suitable for plotting, engraving and lasing. **Page 152**





Labeling of push-buttons and signal lamps

The Murrplastik labeling system program offers five different options for labeling push-buttons and signal lamps. They are depicted in the following.

Label holder from the manufacturer


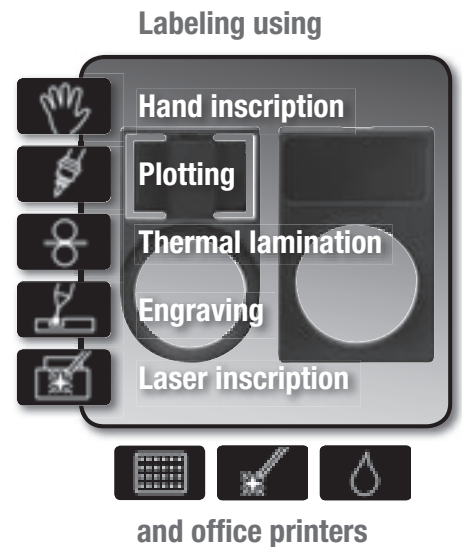
A label from the Murrplastik labeling system is clicked or inserted into the original label holder from the push-button or signal lamp manufacturer.

Compatible Murrplastik label plates:

- Engraving material such as Duomatt DM and
- polyester labels ELO/ELW

**fixed-purpose
not freely positionable
assigned**

DM	ELW/ELO



Neutral universal labels

Compatible with all push-buttons and signal lamps from all manufacturers.

This type of label involves affixing any label plate desired from the Murrplastik labeling system program directly onto the control cabinet in the desired position.

Compatible Murrplastik label plates:

- Polycarbonate labels such as KS
- Engraving material like Duomatt DM/TMG
- Engraving material like Alumatt ALM/ALU
- Sheet labels such as ELO/ELW

**independent
can be positioned freely
not assigned**

The five labeling types for push-buttons and signal lamp labeling

Label holder BT and BTK

Compatible with all push-buttons and signal lamps from all manufacturers.

This type of labeling involves an appropriately sized label plate clicked into a Murrplastik label holders of type BT or BTK.

All label plates up to 0.08 inches (2.0 mm) in thickness are compatible with this: From simple adhesive stickers to polycarbonate plates and Duomatt and Alumatt materials, the Murrplastik labeling system program can master every labeling situation.

The label carriers type BT and BTK can be positioned as desired on the control cabinet or installation, either through gluing, screwing or riveting.

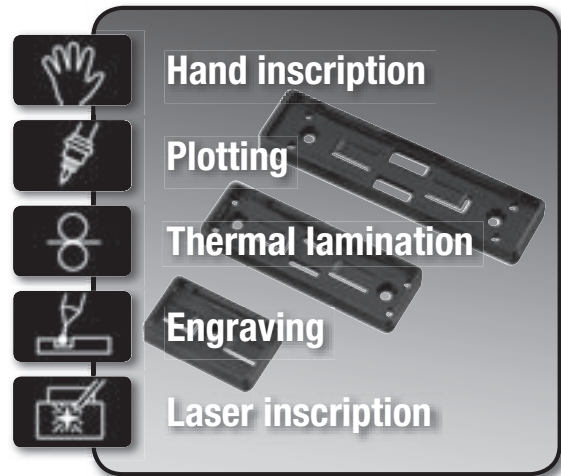
The BTK label holders come with a self-adhesive film on their back to help with mounting: apply, screw down, finished!

Where necessary, a transparent cover can be applied to protect the inserted labels against soiling, mechanical stresses or environmental influence.

The inscription on push-buttons and service lamps can also be changed after installation: simply switch the inserted label plate to provide a different message.



Labeling using
















and office printers

**independent
can be positioned freely
not assigned**

Compatible Murrplastik label plates:

- Polycarbonate labels such as KS
- Engraving material like Duomatt DM/TMG
- Engraving material like Alumatt ALM/ALU
- Sheet labels such as ELO/ELW

KS	DM/TMG	ALM/ALU	ELW/ELO
			
			
			
			
			
			



Labeling of push-buttons and signal lamps

Label holder system BT 22.5

The label plate from the Murrplastik labeling system is glued or clicked into the universal label holder type BT 22.5.

System and label holder then form a fixed mounting unit. The universal label holder is compatible with push-buttons and signal lamps from many manufacturers, provided the exterior diameter is 0.89 inches (22.5 mm) and above. A variation with a special cut-out contour has been developed for push-buttons and signal lamps from Telemechanique.

Where necessary, a transparent cover can be applied to protect the inserted labels against soiling, mechanical stresses or environmental influence.

The inscription on push-buttons and service lamps can also be changed after installation: simply switch the inserted label plate to provide a different message.


Compatible Murrplastik label plates:

- Polycarbonate labels such as KS
- Engraving material like Duomatt DM/TMG

**fixed-purpose
not freely positionable
assigned**




Labeling using



and office printers

KS	DM/TMG	ALM/ALU



The five labeling types for push-buttons and signal lamp labeling

BMA label holder system

Our labeling system for the latest generation of push-button and signal lamps consists of separated system and label holders.

That provides an extremely flexible system: the system holder is affixed with the device in the control cabinet, and is compatible with push-buttons and signal lamps from many manufacturers (exterior diameter of 0.89 inches (22.5 mm) and greater). A system holder is available for the US market for push-buttons and signal lamps with an exterior diameter of 1.18 inches (30 mm).











A label holder fulfilling your requirements is snapped into the system holder. The desired label plate is then inserted or clicked into the label holder.

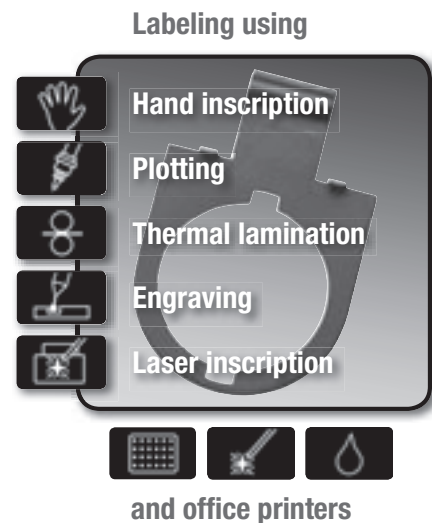
Where necessary, a transparent cover can be applied to protect the inserted labels against soiling, mechanical stresses or environmental influence.

Where necessary, a transparent cover can be applied to protect the inserted labels against soiling, mechanical stresses or environmental influence.

No tools are required to switch out of the label plate itself or the entire label holder (larger printable areas, multiple line inscription) at a later time, and this can be performed during ongoing operation without opening the control cabinet.

If at least two system holders are mounted in a row, then the BZS 9 or BZS 15 label rails can help provide labeling along the full length of the front of the control cabinet. The label rails can also be outfitted with a transparent cover to protect the label plates and inscriptions.

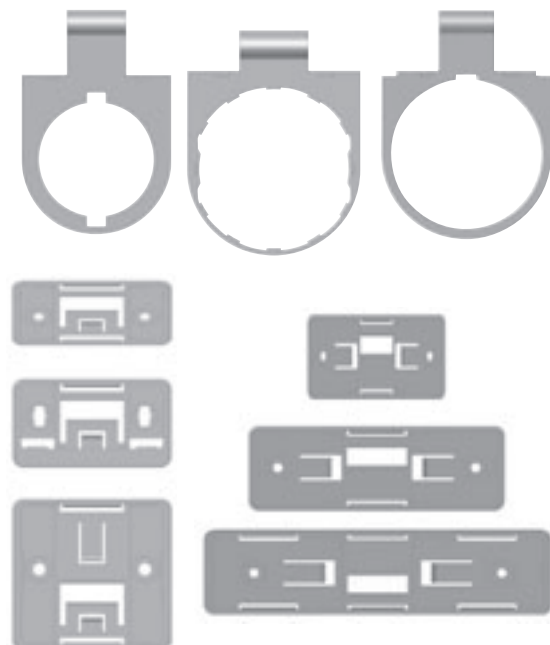
KS	DM/TMG
	
	
	
	
	
	



Compatible Murrplastik label plates:

- Polycarbonate labels such as KS
- Engraving material like Duomatt DM/TMG

**fixed-purpose
not freely positionable
assigned**





Labeling of push-buttons and signal lamps

Push-button and signal lamp labeling selection table

Which Murrplastik label is suitable for which device?

Allen Bradley-

1492 J3
1492 J5
1492 J6

Device manufacturers and device types are organized alphabetically into tables. Look there for your device type.

An alphabet system is used to make it easy to identify which Murrplastik labels and label holders are suitable for each individual device.

n/MP label types

A B C
D E F G
H I

A DM 27x12.5
SI/SW R SK
2x2 mm
Page 999

Letter symbol, precise label descriptions, numbers and diameters for bore holes, catalogue page with product/ordering information.



a) upper row of symbols: mounting style for label plate or label holder (details see catalogue tuck-in flap)



b) lower row of symbols: labeling technology for the label plate (details see catalogue tuck-in flap)

Explanations for Duomatt:

(DM) color codes

features codes

WS = white
SSI = Siemens silver
SW = black
SI = silver
RT = red
GE = yellow

BL = blue
Sl.Geb = brushed silver
GR = green
GO = gold
GRA = grey
AGN = green apple

R = labels with radius
2x3.0 mm = number and diameter of bore holes
HF = labels without adhesive back (adhesive film)
SK = labels with adhesive back (self-adhesive film)
SKS = labels with highly adhesive back (self-adhesive film)

ABB devices/MP label types

BSH-A **A B C D E F**
BSH-B **A G H**
BSH-C **A B C D E F**
BSH-D **A G H**

Label type, mounting and inscription

A BT 22.5
Page 146

B DM 27x8 BL/WS R SK
Page 152

C DM 27x8 GE/SW R SK
Page 152

D DM 27x8 RT/WS R SK
Page 152

Label type, mounting and inscription

E DM 27x8 WS/SW R SK
Page 152

F DM 27x8 SI/SW R SK
Page 152

G DM 27x8 SI/SW R HF
Page 152

H DM 27x8 SSI/SW R SK
Page 152

Allen Bradley devices/MP label types

800E 110 **A B**
800E 120 **A B**
800E 150 **A B**
800E 160 **A B**
800E 200 **A B**
800E 1PM **A B**
800E 2PM **A B**

Label type, mounting and inscription


















































































































800E 3PM **A B**
800E 5PM **A B**

Label type, mounting and inscription

A Duomatt (on request)
Page 152

B BT 22.5
Page 146

Push-button and signal lamp labeling selection table

Möller devices/MP label types	Label type, mounting and inscription	Label type, mounting and inscription
M22S-STDD A C D	A BT 22.5 Page 146   	D DM 27x18 RT/WS SK Page 152      
MSSS-ST A C D	B DM 22x10 SI/SW R SK Page 152      	E DM 27x18 SSI/SW R SK Page 152      
Switch series MRQ 16 B	C DM 27x18 AGN/WS SK Page 152      	
Key elements XA/ XB E		
Siemens devices/MP label types	Label type, mounting and inscription	Label type, mounting and inscription
3SB38 01-0AA A B E	A BT 22.5 Page 146   	E ELW 22x22 Page 151    
3SB38 02-0AA A B E	B DM 22x22 SSI/SW R SK Page 152      	F ELW 27x12.5 Page 151    
3SB38 03-0AA A B E	C DM 27x12.5 SI/SW R SK 2x2 mm Page 152      	G ELW 27x27 Page 151    
3SB38 04-0AA A B E	D DM 27x27 SI/SW GEB. R SK Page 152      	H ELO 28x17.5 Page 151    
3SB38 06-0AA A B E		
3SB39 22-OAV A C F		
3SB39 22-OAW A C F		
3SB39 23-OAV A D G		
3SB39 25-OAX A H		
3SB39 42-OAX A C F		
3SB39 43-OAX A D G		
Telemecanique devices/MP label types	Label type, mounting and inscription	Label type, mounting and inscription
ZBZ 32 A B C D E F	B DM 27x8 BL/WS R SK Page 152      	F DM 27x8 WS/SW R SK Page 152      
ZBZ 33 A G H	C DM 27x8 GE/SW R SK Page 152      	G DM 27x18 AGN/WS SK Page 152      
ZBZ 34 A B C D E F	D DM 27x8 SI/SW R SK Page 152      	H DM 27x18 RT/WS SK Page 152      
ZBZ 35 A G H	E DM 27x8 RT/WS R SK Page 152      	I DM 27x18 SI/SW R HF Page 152      
2 B 4 label holder I		
A BT Harmony ZB4 Page 146   		



Labeling of push-buttons and signal lamps

BT label holder



-40 to 176 °F



PVC

BTK: Adhesive 467



V0




Single-line and multi-line inscription

The BT and BTK label holders are used for labeling non-proprietary components and assemblies.

The BT and BTK holders are mounted with self-tapping screws.

Self-adhesive foil is supplied with the BTK version as an installation aid.


The transparent cover keeps the inserted label plates clean and free from mechanical load.



BT 15/xx / BTK 15/xx



BT 22.5 / BTK 22.5



BT Harmony ZB4

Type	Order no.	Color	for label size inch (mm)	Pack qty.
Carrier				
BT 15/27	86441010	black	0.59x1.06 (15x27)	250
BT 15/49	86441012	black	0.59x1.93 (15x49)	250
BT 15/67	86441014	black	0.59x2.64 (15x67)	250
Holder with adhesive tape on back				
BTK 15/27	86441210	black	0.59x1.06 (15x27)	250
BTK 15/49	86441212	black	0.59x1.93 (15x49)	250
BTK 15/67	86441214	black	0.59x2.64 (15x67)	250
For Ø 0.89 in. (22.5 mm) elements, label size 0.31x1.04 in. (8x26.5 mm)				
BT 22.5	86442018	black	0.31x1.04 (8x26.5)	480
for elements from Möller Ø approx. 1.10 in. (28 mm), label size 0.31x1.04 (8x26.5 mm)				
BT Harmony ZB4	86442016	black	0.31x1.04 (8x26.5)	250
For Ø 0.89 in. (22.5 mm) elements, label size 0.59x1.06 in. (15x27 mm)				
with adhesive tape on back				
BTK 22.5	86441016	black	0.59x1.06 (15x27)	250
Transparent cover				
TA 8/26.5	86441418	Transp.		480
TA 15/27	86441410	Transp.	0.59x1.06 (15x27)	480
TA 15/49	86441412	Transp.	0.59x1.93 (15x49)	240
TA 15/67	86441414	Transp.	0.59x2.64 (15x67)	120

BT button and label holder range


Small packaging quantities.

Range S-BTK 22.5 comprises:
48x BTK 22.5; KS 15/27; TA 15/27 and self-tapping screws.

Range S-BTK 15/27 comprises:
48x BT 15/27; KS 15/27; TA 25/27 and self-tapping screws.

Range S-BTK 15/49 comprises:
48x BT 15/27; KS 15/49; TA 15/49 and self-tapping screws.

Range S-BTK 15/67 comprises:
48x BT 15/67; KS 15/67; TA 15/67 and self-tapping screws.



Type	Order no.	Pack qty.
S-BTK 22.5	86441610	48
S-BTK 15/27	86441612	48
S-BTK 15/49	86441614	48
S-BTK 15/67	86441616	48



Labeling of push-buttons and signal lamps

Label holder BMA



-40 to 176 °F



PVC




VO

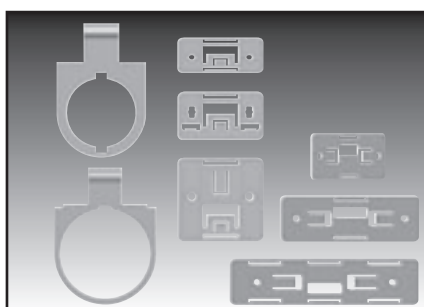


Single-line and multi-line inscription


The BMA system is a flexible system for the labeling of push-buttons and signal lamps. We can outfit the neutral type BMA label holders with various plate frames type BT-SR... based on the labeling needs and desires.



BMA



BMA / BT-SR



Harmony

Type	Order no.	Color	for label size inch (mm)	Pack qty.
Holder standard				
BMA 22.5 mm	86442020	black		50
BMA 30.0 mm	86442024	black		50
Standard label frame				
BT-SR 15x27 mm	86442034	black	0.59x1.06 (15x27)	10
BT-SR 15x49 mm	86442036	black	0.59x1.93 (15x49)	10
BT-SR 15x67 mm	86442038	black	0.59x2.64 (15x67)	10
BT-SR 27x12.5 mm	86442028	black	1.06x0.49 (27x12.5)	10
BT-SR 27x18 mm	86442030	black	1.06x0.71 (27x18)	10
BT-SR 27x27 mm	86442032	black	1.06x1.06 (27x27)	10
Holder Harmony				
BMA 22.5 mm Harmony	86442022	black		50
Harmony label frame				
BT-SR 8x26.5 mm Harmony	86442026	black	0.31x1.04 (8x26.5)	10
Standard panel (with BZS fitting)				
BMA	86442040	black		10

BZS labeling system



-40 to 176 °F



PVC



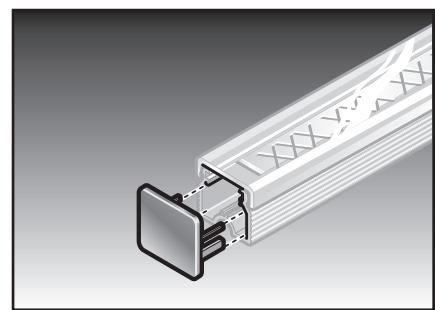
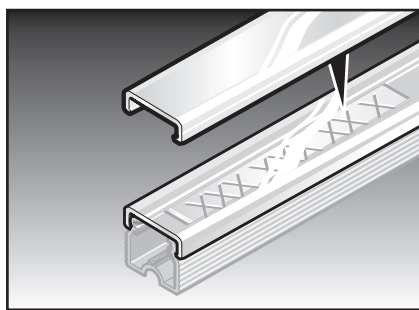
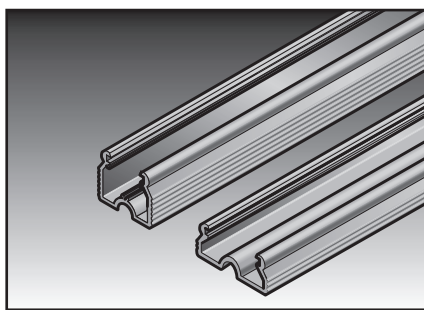
VO



Mounting rail for component location labeling

The BZS system was developed as a simple means of accommodating a great deal of labeling information in or on the control cabinet. The BZS system is extremely versatile. The labeling rail with the snap-in labels provides independent designation of all push-buttons and signal lamps. The transparent cover keeps the inserted label clean and free from mechanical load.

The end caps close the label rail off from the machine. The BZS T20 multi-function tool is available for optimum length adjustment of the label rail.



Type	Order no.	Color	length in inch (mm)	Width in inch (mm)	For label:	Pack qty.
Label holder for mounting label plates						
Label holder BZS 9 500 mm	86301222	black	19.69 (500)	0.35 (9)	KS 9/...	25
Label holder BZS 9 600 mm	86301224	black	23.62 (600)	0.35 (9)	KS 9/...	25
Label holder BZS 9 1000 mm	86301226	black	39.37 (1000)	0.35 (9)	KS 9/...	25
Label holder BZS 9 1300 mm	86301228	black	51.81 (1300)	0.35 (9)	KS 9/...	25
Label holder BZS 15 500 mm	86301262	black	19.69 (500)	0.59 (15)	KS 15/...	25
Label holder BZS 15 600 mm	86301264	black	23.62 (600)	0.59 (15)	KS 15/...	25
Label holder BZS 15 1000 mm	86301266	black	39.37 (1000)	0.59 (15)	KS 15/...	25
Label holder BZS 15 1300 mm	86301268	black	51.81 (1300)	0.59 (15)	KS 15/...	25
Transparent cover for label holder						
Cover BZS 9 500 mm	86301242	transparent	19.69 (500)	0.35 (9)	-	25
Cover BZS 9 600 mm	86301244	transparent	23.62 (600)	0.35 (9)	-	25
Cover BZS 9 1000 mm	86301246	transparent	39.37 (1000)	0.35 (9)	-	25
Cover BZS 9 1300 mm	86301248	transparent	51.81 (1300)	0.35 (9)	-	25
Cover BZS 15 500 mm	86301282	transparent	19.69 (500)	0.59 (15)	-	25
Cover BZS 15 600 mm	86301284	transparent	23.62 (600)	0.59 (15)	-	25
Cover BZS 15 1000 mm	86301286	transparent	39.37 (1000)	0.59 (15)	-	25
Cover BZS 15 1300 mm	86301288	transparent	51.81 (1300)	0.59 (15)	-	25
End cap for label holder						
End cap BZS 9	86301219	black	-	-	-	80
End cap BZS 15	86301259	black	-	-	-	80



Labeling of push-buttons and signal lamps

KS label plate (multi-line)



-40 to 284 °F



PC




VO



Single-line and multi-line inscription

High-quality, halogen-free, universal label plate for single-line and multi-line inscription. The KS label plate is inserted in base holders BT, BTK or BZS.



Type	Order no.	Color	RAL equiv.	Label size inch (mm)	Printable area inch (mm)	Maximum characters / lines	Trees No.	No. per frame	Software type	Pack qty.
Label length 1.04 in. (26.5 mm) for BT 22.5 and BT Harmony ZB4										
KS 8/26.5	86361060	white	9016	0.31x1.04 (8x26.5)	0.31x1.04 (8x26.5)	14/2	4	16	71	480
Label length 1.06 in. (27 mm) for BT 15/27, BTK 15/27 and BTK 22.5										
KS 15/27	86361010	white	9016	0.59x1.06 (15x27)	0.59x1.06 (15x27)	15/3	4	16	85	480
KS 15/27	86361012	yellow	1018	0.59x1.06 (15x27)	0.59x1.06 (15x27)	15/3	4	16	85G	480
Label length 1.93 in. (49 mm) for BT 15/49 and BTK 15/49										
KS 15/49	86361014	white	9016	0.59x1.93 (15x49)	0.59x1.93 (15x49)	27/3	4	8	86	240
KS 15/49	86361015	yellow	1018	0.59x1.93 (15x49)	0.59x1.93 (15x49)	27/3	4	8	86G	240
Label length 2.64 in. (67 mm) for BT 15/67 and BTK 15/67										
KS 15/67	86361016	white	9016	0.59x2.64 (15x67)	0.59x2.64 (15x67)	37/3	4	4	87	120
KS 15/67	86361017	yellow	1018	0.59x2.64 (15x67)	0.59x2.64 (15x67)	37/3	4	4	87G	120

Consult labeling system for suitable base plates

ELW / ELO type label plate



-40 to 284 °F



Polyester foil
Adhesive 4830





V0



Single-line and multi-line inscription
A4 sheets

High-quality polyester label for single-line and multi-line inscription of Siemens 3SB push-button and signal lamp holders.

The labels are arranged for DIN A4 laser printing.
The sheet can be divided into DIN A5 if required.



Type	Order no.	Color	RAL equiv.	Label size inch (mm)	Printable area inch (mm)	Maximum characters / lines	Trees No.	No. per sheet	Software type	Pack qty.
Transparent film for Siemens 3SB										
ELO 17.9	86561240	opaque		Ø 0.70 (17.9)	0.55x0.55 (14x14)	7/2	-	96	M01	960
ELO 28x17.5	86561242	opaque		1.10x0.69 (28x17.5)	1.10x0.69 (28x17.5)	15/3	-	72	M07	1080
Self-adhesive sheet label roll for Siemens 3SB										
ELW 22x22	86561248	white	9016	0.87x0.87 (22x22)	0.87x0.87 (22x22)	13/4	-	70	M09	1050
ELW 27x12.5	86561244	white	9016	1.06x0.49 (27x12.5)	1.06x0.49 (27x12.5)	15/2	-	96	M03	960
ELW 27x27	86561246	white	9016	1.06x1.06 (27x27)	1.06x1.06 (27x27)	15/4	-	48	M05	960



Engraving materials for labeling of push-buttons and signal lamps

☑ Duomatt/engraving mat

Double-layer material

Two layers composed of a surface color and a base color.

Back is coated with a self-adhesive, pressure sensitive film.

Suitable for inscription using plotter, engraver or laser.

☑ Triomatt

Three-layered material

Similar to Duomatt, but with one colored surface coat and two differently colored bases.

Depending on the depth of the engraving tool, either the middle or lower base is revealed.

Suitable for inscription using plotter, engraver or laser.

☑ Alumatt

Three-layered material

Two aluminum coats with an intermediary layer of melamine.

The dark melamine core is revealed during engraving to produce the script.

☑ Aluminum

Solid aluminum with a silver, black or other colored anodized layer. For silver anodization the script must be inlaid after the engraving; that extra step is not necessary for other colors.

From Alumatt to double-layered material: Everything you need to know about engraving.

Engraving represents one of the most durable yet economic labeling methods.

Engraved labels last an extremely long time, are resistant to environmental influences and mechanical stress. The combination of engraving and suitable media can produce long-lasting labels even in the harshest of industrial environments.

There are a variety of fastening possibilities. These range from a simple press-on action using a self-adhesive side to fastening

with cable ties or a label holder system to be screwed or riveted down.

Please visit our internet site for a convenient overview of the broad spectrum of engraving material from Murrplastik and quick search options for your labeling needs. It's quick and easy to find the right solution based on the materials, dimensions, shape, color and fastening type. Please visit.

www.murrplastik.de/acs/dm



☑ Variety of shapes

Standard shapes:

Prepunched/milled plates for use on the mat, square and round, in many sizes

Universal:

Plastic and aluminum plates (11.81" x 7.87") (300 x 200 mm) for general use

☑ Variety of options

Cornered model:

right angle or rounded corners

Bore holes:

in any count desired for screws or rivets

Adhesive model:


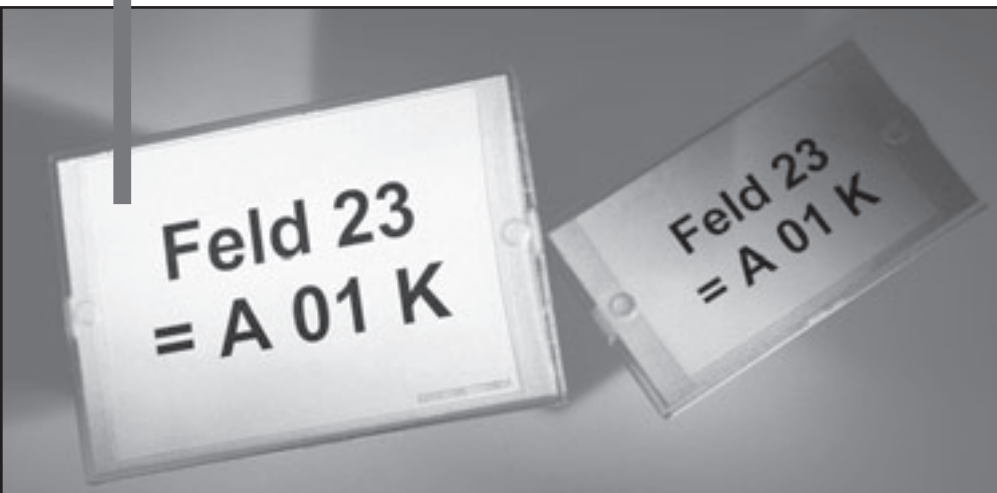
- without adhesive (HF)

- self-adhesive (SK)

- self-adhesive


for rough surfaces (SSK)

System labeling





Overview



Type plate

Type plate for marking of installations, components, housings, and machines.

Page 155



DMG label plate

Double-layer material with a colored outer layer and mounting holes. Suitable for plotting, engraving and lasing. Page 156



DMG label plate

Two-ply plastic material for inscribing or engraving. Specially made for use on engraving machines. Page 156



Type plate


 -40 to 140 °F

 PC

 V0

 Standard label holder

Type plate for labeling installations, components, housings, and machines.



TS

Type	Order no.	Color	Size length x width in inch (mm)	Title space length x width in inch (mm)	Maximum characters / lines	No. per sheet / Base plate	Software type	Pack qty.
Complete set								
comprising base holder and cover								
TS 75x50*	86464020	white/transparent	3.74x2.17 (95x55)	2.95x1.97 (75x50)	41/10	1	301	10
TS 95x75*	86464010	white/transparent	4.33x2.95 (110x75)	3.74x2.76 (95x70)	52/14	1	300	10
Basic support								
KS 75x50	86464022	white	3.78x2.20 (96x56)	2.95x1.97 (75x50)	41/10	1	301	20
KS 95x75	86464012	white	4.41x2.99 (112x76)	3.74x2.76 (95x70)	52/14	1	300	20
Cover with magnifying function								
TA 75x50	86464024	transparent	3.94x2.36 (100x60)	-	-	-	-	10
TA 95x75	86464014	transparent	4.53x3.15 (115x80)	-	-	-	-	10
inscriptable insert foil								
ELW 75x50*	86561258	white	3.74x2.17 (95x55)	2.95x1.97 (75x50)	41/10	4	301	120
ELW 95x75*	86561256	white	4.33x2.95 (110x75)	3.74x2.76 (95x70)	52/14	4	300	60

* refer to labeling system for suitable base plates



Engraving materials for system labeling

☑ Duomatt/engraving mat

Double-layer material

Composed of a colored surface layer and a primarily black base.

Back is coated with self-adhesive, pressure sensitive or a strongly adhesive film.

Suitable for inscription using plotter, engraver or laser.

☑ Triomatt

Three-layered material

Similar to Duomatt, but with one colored surface coat and two differently colored bases.

Depending on the immersion depth of the engraving tool, either the upper or lower based is revealed.

Suitable for inscription using plotter, engraver or laser.

☑ Alumatt

Three-layered material

Two aluminum coats with an intermediary layer of melamine.

The dark melamine core is revealed during engraving to produce the script.

☑ Aluminum

Solid aluminum with a silver, black or other colored anodized layer. For silver anodization the script must be inlaid after the engraving; that extra step is not necessary for other colors.

From Alumatt to double-layered material: Everything you need to know about engraving.

Engraving represents one of the most durable yet economic labeling methods.

Engraved labels last an extremely long time, are resistant to environment influences and mechanical stress. The combination of engraving and suitable media can produce long-lasting labels even in the harshest of industrial environments.

There are a variety of fastening possibilities. These range from a simple press-on action using a self-adhesive side to fastening

with cable ties or a label holder system to be screwed or riveted down.

Please visit our internet site for a convenient overview of the broad spectrum of engraving material from Murrplastik and quick search options for your labeling needs. It's quick and easy to find the right solution based on the materials, dimensions, shape, color and fastening type. Please visit.

www.murrplastik.de/acs/dm



☑ Variety of shapes

Standard shapes:

Prepunched/milled plates for use on the mat, square and round in many dimensions

Universal:

Plastic and aluminum plates (11.81" x 7.87") (300 x 200 mm) for general use

☑ Variety of options

Cornered model:

Square-edged or with radius

Bore holes:

in any count desired for screws or rivets

Adhesive model:


- without adhesive (HF)

- self-adhesive (SK)

- self-adhesive

for rough surfaces (SSK)

Software





One software package to label everything: ACS-Gold Studio



Simple to use - quick results

Labels provide smooth man/machine communication in industrial environments - increasing security and fostering faith in technical workflows.

The **ACS-Gold Studio** labeling software provides users with all of the colors, numbers, symbols and plain text one might need.

It's the quick and uncomplicated way to create meaningful labels in-house. The integrated system database makes that process much easier. It provides standardized symbols for electric, mechanical, hydraulic and pneumatic applications. An editor function can be used to adapt symbols from the database into custom ones.

Intelligent user support

An integrated CAD interface module connects the application with the E-CAE or other planning system. That ensures quick and mistake-free transfer

of data containing function texts, wiring diagrams, terminal block or operating resource lists and machine schedules.

An easily programmable CAD interface generator allows the user to customize individual interfaces to the application programs.

Intelligent utilities are provided to allow data to be freely assigned to the required labeling materials. Text and color attributes can be tailored at the click of the mouse.


ACS-Gold Studio software supports all Windows-compatible output devices.

System requirements:

- WIN 2000
- WIN XP/XP PRO
- WIN VISTA 32 Bit

Hardware requirements:

- Minimum hardware requirements for the respective OS





New functions in the ACS-Gold Studio software

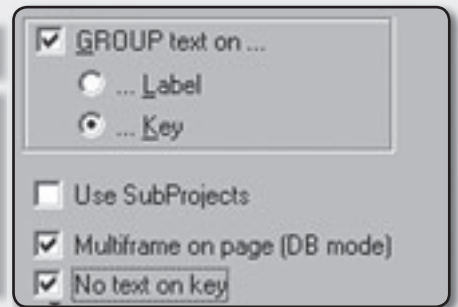


New start screen for ACS software

The new navigation function launches when the CD is inserted, allowing for quick access to all important data, both on the CD and on our home page, including documentation, updated parameters, downloads, etc.

Output without header possible

If for some reason you do not need the project information for your file (project name, group, master numbering), these can be hidden on a project-by-project basis which also cuts down the production time.

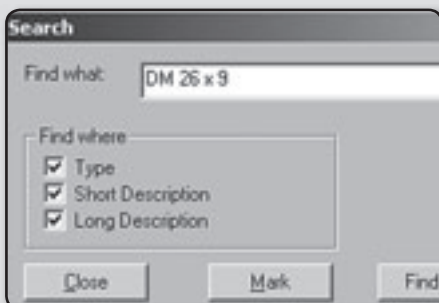
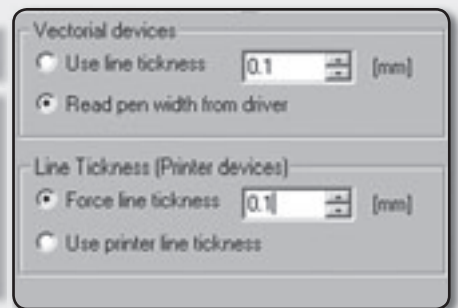


Several sheet label frames possible

The required data for processing through several sheet label frames can be entered into the plotter. That allows for two or more Duomatt or label sheets to be inscribed in one pass.

Line weights freely definable

Select your own line thickness for outputting symbols, regardless of whether on the plotter or printer, or used the default values in the driver.



Search parameter editor

Search for a specific parameter: searches are possible in the database fields "Type", "Short description" and "Text", and can be future restricted or expanded.



ACS Gold Studio Software

From the planning stage to the inscription on the label...
 Plotting, printing, engraving and lasing with one software package!
 The universal workstation at local or network level.
 Electric, mechanical, pneumatic or hydraulic labeling tailored to requirements.



- Software for company-wide labeling.
- ACS Gold Studio software combines the labeling technologies of plotting, printing, engraving and lasing in one interface.
- The software supports actuation of all Windows-compatible output devices.
- One central labeling workstation keeps procurement, training and maintenance costs to a minimum.
- The Unicode application can handle all Windows character sets.
- Data import for all characters: Any character set can be incorporated on-site by activating the language support function.


Type	Order no.	Pack qty.
Single-user license	86601060	1
Upgrade license	86601061	1
Scope of delivery:		
Software and manual on CD-ROM		
for WIN 2000; XP; Vista 32bit		
Network licenses on request		
Demo software available on request or for download at http://www.murrplastik.de		
ACS Services	86901010	1
Installation and instruction	86901012	1

Labeling systems





Labeling systems



Overview

Plotter systems




MVPS-G3-T

The universally proven all-rounder based on plotter technology. Designed specifically for mobile use. Can hold up to 4 base plates. **Page 175**




MVPS-G3

The universally proven all-rounder based on plotter technology. Designed specifically for stationary use. 10 base plate capacity. **Page 176**



MVPS-G3-XXL

The universally proven all-rounder based on plotter technology. Holds up to 20 base plates. Designed for high-volume labeling requirements. **Page 177**



Porty

The portable solution for service technicians needing on-site labeling. **Page 184**



Engraving option for MVPS-G3

Engraving with the plotter: Labels for all environmental conditions. Plastic and aluminum labels. **Page 178**



Laser option for MVPS-G3

Top quality and durability for plotter-based labeling. Laser inscription using color changes in the material. **Page 179**



Accessories for plotter systems

Base plates, ink, cleaning fluids and cleaning devices for refillable pens as well as complete cleaning sets. **Page 180**

Thermal lamination system



ST-Mark Thermo laminating system


The semi-automated labeling system for high-volume labeling needs. Up to 8,200 labels per hour (with label type KS 4/18). **Page 185**



Accessories for thermal lamination systems

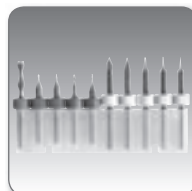
Ribbon set consisting of thermal transfer and thermal lamination roll. Length: 656 ft. (200 m). **Page 186**

CAM complete systems



CAM complete systems

Engraving and milling system for professional use. Processing of all materials suitable for engraving. **Page 188**



Accessories for CAM complete systems


Professional tools for working with all materials suitable for engraving. **Page 189**



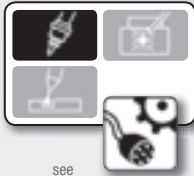
Labeling systems

Which labeling system for which application?

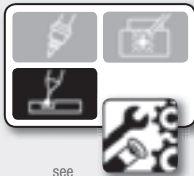
LABELING TYPE/Deployment environment



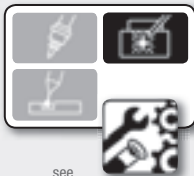
see
tuck-in flap



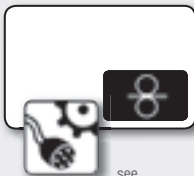
see
tuck-in flap



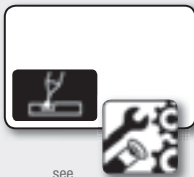
see
tuck-in flap



see
tuck-in flap



see
tuck-in flap




see
tuck-in flap



see
tuck-in flap

OUTPUT SYSTEM



Porty P30

The transportable unit for installation crews or small companies. Includes rechargeable battery for work with or without access to mains. The internal software allows operation without our ACS labeling software.

MVPS-G3 plotter family

The all-round system for any labeling needs. Available in three sizes. Adaptors available to allow the processing of all materials.



Engraving option for MVPS-G3 plotter

The MVPS-G3 series plotter can be simply and easily converted into a quality engraving machine: simply replace the pen unit with a spindle unit and attach the vacuum system, and vice-versa.

Laser option for MVPS-G3 plotter

Existing plotter systems from the MVPS-G3 family can be equipped with an option for laser inscription: for labeling in durable, premium quality regardless of the location.



ST Mark

The semi-automated labeling system for high-volume labeling needs. Up to 8,200 labels per hour (with label type KS 4/18ST).

CAM complete systems

Mechanical engraving of the finest kind. Engraving and milling systems for professional use with single and multiple layer materials.




Office printer

Dot matrix, inkjet or laser printer, it doesn't matter: we offer labeling materials for your equipment. Existing office printers of all types are integrated into the ACS labeling system.

SUITABILITY for the application

A +
B +
C +
D +
E +
F +
G +
H ●

A Single wire labeling



A ++
B ++
C ++
D ++
E ++
F ++
G +
H +

B Conduit and cable labeling



C Corrugated conduit and media hose labels



A +
B ++
C ++
D ○
E ++
F ++
G ++
H ++

D Terminal block labeling



A ++
B ++
C ++
D ++
E ++
F ++
G ++
H ++

E Component labeling



A ++
B ++
C ++
D ++
E ++
F ++
G ++
H ++

F Control gear labeling



A +
B ++
C ++
D ○
E ++
F ++
G ++
H ++

G Labeling of push-buttons and signal lamps



A ●
B ●
C ●
D ○
E ●
F ●
G ●
H ○


H System labeling



SUITABILITY for the labeling material

● ++
○ +
○ ○
○ ○
○ +
●

I Inscription of plates



● ++
○ +
○ ○
○ ○
○ +
●

J Duomatt labeling



○ ○
○ ○
○ ○
○ ○
○ ○
○ ○
○ ○
○ ○

K Alumatt labeling



● ++
○ ○
○ ○
○ ○
○ ○
○ ○
○ ○
○ ○

L Alu on mat labeling



● ++
○ ○
○ ○
○ ○
○ ○
○ ○
○ ○
○ ○

M Label marking



○ ○
○ ○
○ ○
○ ○
○ ○
○ ○
○ ○
○ ○

N Foreign material

○ ○
○ ○
○ ○
○ ○
○ ○
○ ○
○ ○
○ ○

Suitability: (quality&quantity)

++ ≈ very good, + ≈ good,

● ≈ possible, ○ ≈ not possible




Labeling systems

System description


The flatbed plotter from the Murrplastik MVPS-G3 family is the universal device for labeling of electronic, pneumatic, hydraulic and mechanical components as well as the labeling of systems of all types.

The adapter plate allows it to hold base plates for inscription or engraving of all types of Murrplastik plates as well as plastic and aluminum engraving materials and sheet labels.


MVPS-G3-T



MVPS-G3



MVPS-G3-XXL



BENEFITS

- On-site labeling
- Lightweight and easy to transport
- Large range of labeling materials:
Labels, Duomatt, Alumatt, sheet labels
- Outstanding inscription quality
- Short set-up times for various materials
- Easy handling

Additional benefits

- Specifically for mobile use by service and installation workers.
- In aluminum case with integrated transport rollers
- Suitable for airplanes

Brief technical specifications

Capacity: Max. 480 label plates
 Dimensions: 16.93 x 17.32 x 4.92 in. (LxWxH)
 Weight: approx. 29.54 lbs (13.4 kg) incl. trolley + case




Additional benefits

- High configuration capacity
- Suitable for nearly all materials
- For mobile and stationary use

Brief technical specifications

Capacity: Max. 1200 label plates
 Dimensions: 25.98 x 17.32 x 4.92 in. (LxWxH)
 Weight: Approx. 17.64 lbs (8 kg)



Advantages

- Takes 20 base plates
- Very high configuration capacity
- For high-volume labeling needs


Brief technical specifications

Capacity: Max. 2400 plates
 Dimensions: 42.60 x 17.32 x 4.92 in. (LxWxH)
 Weight: Approx. 30.86 lbs (14 kg)





Engraving option




The MVPS-G3 series plotter can be simply and easily converted into a quality engraving machine complete with vacuum suction unit. Conversion is very straightforward: the spindle unit is affixed on the plotter in place of the pen unit and connected to the vacuum cleaner and a control unit for the spindle. Every plotter now has multiple talents! That saves time and money.

Engraving option for the MVPS-G3 plotter series

- Fits all plotters in the MVPS-G3 series
- Simple conversion
- No driver/software installation required. Same user-friendly ACS software for all output devices
- Extensive selection of engraving materials: single, double or triple layered material in plastic and aluminum



Laser option



Existing plotter systems can be fitted on-site with a laser option within a few days. For the ultimate in durability and quality with laser labeling. Carbonization is used to ensure a long service life for the colored sleeve in the label material.

Laser option for MVPS-G3 and MVPS-G3 XXL plotters

- Easy use in any conditions
- Laser class 1 based on DIN E 60825-1
- Pulsed ytterbium solid state laser with 2 watt optical fibres and optics unit
- Compact, robust design
- Easy assembly
- Highly flexible inscription through pictograms, special characters, logos, single lines and True Type
- Area or line inscription
- Standard ACS Software
- Minimal consumables costs



Labeling systems

System description


Porty P300



Advantages

- Can run off the line
- Own integrated software – No PC or laptop needed for use
- Fully compatible with ACS labeling software
- RS-232 interface
- Cost-effective
- Perfect for on-site service and installation
- 3 hours of accumulator life with continuous operation
- Easy handling


ST-Mark Thermo laminating system



Advantages

- Can operate in automatic mode
- Quick: writes approx. 8,200 labels per hour (with label type KS 4/18ST)
- Long service life: One unit of consumables allows for up to 59,976 labels to be printed (with label type KS 4/18ST).
- Increased abrasion resistance through protective laminate layer
- Designed for rapid inscription of label mats
- User-friendly ACS Software

CAM complete systems



Advantages

- Optional device features can be adjusted for individual requirements
- Open housing technology
- High quality
- High gripping capacity
- Ball screw drive
- Optimum recurring precision
- Highly maintenance-friendly

Fields of application

The mobile labeling system for on-site use. Can be used away from power mains or PC. Special for mobile use by service and installation workers.

Brief technical specifications

Capacity: Max. 120 label plates
 Dimensions: 9.06 x 17.32 x 2.56 in.
 Weight: Approx. 16.53 lbs. incl. case

The portable system for mobile or low-volume use. An accumulator allows creation of labels without need for power mains. The system comes delivered with a complete adaptor kit of base plates to accommodate virtually all ACS label plates. The system is delivered in a user-friendly carrying case. The Porty P300 can be controlled via the internal software or the ACS labeling software.



Fields of application

For labeling tasks with high hourly throughput and good abrasion resistance.

Brief technical specifications

Capacity: approx. 8,200 plates/h
 Service life: 59,976 individual labels per unit of consumables
 Ports: USB 2.0 / Ethernet RJ45
 Dimensions: 20.87 x 11.42 x 10.63 in.
 Weight: Approx. 48.50 lbs. (22 kg)

Thermal lamination meets today's high demands in terms of product performance and abrasion resistance.

ST-Mark, the semi-automatic labeling system for high volume labeling, producing up to 8,200 labels per hour (with label type KS 4/18ST). One unit of consumables allows for up to 59,976 labels to be printed (with label type KS 4/18ST). The resolution of 305 dpi produces a sharp print, rich in contrast, with all Windows fonts, symbols and characters.



Fields of application

Engraving and milling system for professional use. Processing of all materials suitable for engraving.

Brief technical specifications

Operation range up to 29.53 x 33.46 in.
 Dimensions and weight depend on individual model and features

Complete engraving system for Duomatt, Alumatt, aluminum labeling materials and other materials suitable for engraving.

The Murrplastik complete systems comprise a 3-axis mechanism, accessories, and the control electronics for connection to your computer. The systems can be supplied in different sizes for virtually any conceivable field of application.





Engraving materials and engraving tools – Information

☑ Duomatt/engraving mat

Double-layer material

Composed of a colored surface layer and a primarily black base.

Rear is coated with self-adhesive, pressure sensitive or a strongly adhesive film.

Suitable for inscription using plotter, engraver or laser.

☑ Triomatt

Three-layered material

Similar to Duomatt, but with one colored surface coat and two differently colored bases.

Depending on the immersion depth of the engraving tool, either the upper or lower based is revealed.

Suitable for inscription using plotter, engraver or laser.

☑ Alumatt

Three-layered material

Two aluminum coats with an intermediary layer of melamine.

The dark melamine core is revealed during engraving to produce the script.

☑ Aluminum

Solid aluminum with a silver, black or other colored anodized layer. For silver anodization the script must be inlaid after the engraving; that extra step is not necessary for other colors.

Engraving materials and engraving tool: Two sides of the same coin

For best engraving results and the longest possible service lives for engraving tools, it is crucial to use the proper combination of materials and tools.


The explanations on the following pages should make it easier for you to select the proper tool for your application.

The Murrplastik engraving tool

range contains an extensive selection of cutting tools, available individually and in sets designed to meet practical needs.

We also offer additives like coolants, lubricants and dyes.

Everything you need for a safe, problem-free process and clean, reproducible results.



Why hard metal tools...

Given its outstanding characteristics, hard metal tools are vastly superior to those made of high speed steel (HSS). For this reason we produce our engraving tools only from hard metals.

Hard metal is a man-made product consisting primarily of the tungsten carbide and additional finely ground powders. This mix is put under extreme pressure

and sintered at high temperatures into a solid. For this reason hard metals are not comparable to ferrous tools like steel.

The extreme hardness and extremely fine particle sizes ensure both long service lives and clean cutting edges, yet the material is also more brittle and fragile than steel. In that regard hard metal is more comparable with ceramic.

Tool selection

Always select a cutter optimally suited for your material. Choose as short of a cutter as possible and clamp it as wide as possible. When

cutting critical materials such as Plexiglas, cutters with polished chip cavities have proven most effective (very little setting of chips).

Engraving tools – Selection criteria

Cooling and lubrication

The tool should be cooled as much as possible during operation. This is ideally handled using a lubricating emulsion or – if nothing else is available – with compressed air.

Lubrication also improves the surface

quality and lengthens the service life of the tool. Aluminum and non-ferrous metals can be lubricated with special emulsions, while suds provide a significantly better surface for Plexiglas

If cooling is not possible, then the RPM

and infeed values should be selected that are not too low (heat removal through the chips).

Why is it good for the cutter to have as few cutting edges as possible...

The primary problem during (slot) cutting is the caking of chips and hence the clogging of the cutter.


Once the cutter is clogged, it cannot draw out any more chips. The feed force from the rotary cutter is applied, breaking the cutter. This usually occurs – depending on the material – long before the blades wear down.

The question which must be resolved above all else is: "What to do with the chips?" The answer is usually: "Upwards or behind." That requires space (chip cavity) to move the chips past the cutter's 'meat'. A comparison of cross-cuts of various types clearly shows that

the single-fluted cutter offers the most open space (= size of the chip cavity) and that these shrink in size as more blades are introduced.

The fewer the cutting edges on a cutter (and the sharper they are), the easier it is to immerse into the surface of the material.

For materials typically used in commercial technology like plastics (PVC, Plexiglas, Kömacel, etc), woods (chip-board) and non-ferrous materials (soft aluminum, Alucobond, etc) a single-fluted cutter is generally better, since the problem of cutter erosion is usually less serious than that of clogging.



Cross-section of a single-fluted cutter:
the single-fluted cutter has a large open surface.

Why is it good for the cutter to have as many cutting edges as possible...

The cutting edge is the wear part on a cutter. It grows duller with each use, with cutting results suffering and more heat produced due to the increased abrasion. This in turn delays the chip disposal, leading to greater chances of melting and 'caking' in the cutter shank. This raises the danger that the infeed on the engraving machine will break off the graver.

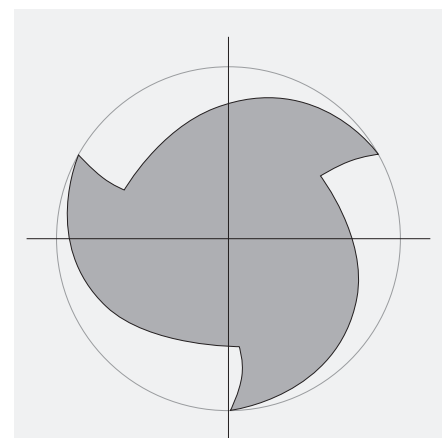
The more blades a cutter has, the greater the service life for the tool. A cutter with several blades also runs 'better' than one with just one blade. The large cross-cut surfaces taken off by the hard metal of the multiple-blade cutter dis-

poses of more heat in the direction of the collet chuck than a single-fluted cutter. This is particularly important in situations where there is no other cooling option.

The more blades available, the smaller the individual cutting chips tend to be, and the smoother targeted surface.

A double-fluted cutter is particularly well suited for processing of very hard plastics and harder aluminum types (short chipping).

We only recommend triple fluted cutters for very hard non-ferrous metals (very hard aluminum alloys, brass,..) as well as for ferrous materials.



Cross-section of a triple-fluted cutter:
The three blades require a lot of room.



Graver and cutter – Usage tips and warnings

Graver



- Ideal for engraving
- For many materials

Milling cutter



- Special cutter for acrylic glass engraving
- For many materials

Double-fluted cutter



- With fishtail cut
- for milling non-ferrous metals and plastics

Rub-out cutter



- Engraving and milling of non-ferrous metals
- Suitable for hard plastics

Isolation engraver



- Especially for engraving of fine, single-line scripts
- Suitable for aluminum and anodized aluminum
- For hard materials (e.g. stainless steel and titanium)

Cutting speed and infeed

The higher the cutting speed ($vc = \pi \cdot d_S \cdot n$), the smoother the surface becomes. At the same time, greater cutting speeds increases the wear on the cutter as well.

Recommended cutting speeds vc for hard metal cutters:

- Aluminum long chipping: 328-984 ft/min (100-300 m/min)
- short chipping: 328-656 ft/min (without cooling more like 328 ft/min)
- other non-ferrous metals (brass, bronze, copper, zinc, red bronze): 328-656 ft/min (100-200 m/min)
- Thermoplastics with filler materials: 328-492 ft/min (100-150 m/min)
- Thermosets with filler materials: 328-984 ft/min (100-300 m/min)
- Glass-fiber reinforced plastic: 328-492 ft/min (100-150 m/min)
- Carbon fibre reinforced plastic: 492-984 ft/min (150-300 m/min)

Recommended infeed fz per tooth (cutting edge) and rotation for hard metal cutter:

- Aluminum/non-ferrous metals:
 - d_S 0.08-0.16 in. (2-4 mm): 0.0016 in./U (0.04 mm/U)
 - d_S 0.20-0.32 in. (5-8 mm): 0.0020 in./U (0.05 mm/U)
 - d_S 0.35-0.47 in. (9-12 mm): 0.0039 in./U (0.10 mm/U)
- Thermoplastics:
 - d_S 0.08-0.16 in. (2-4 mm): 0.0020 in./U (0.05 mm/U)
 - d_S 0.20-0.32 in. (5-8 mm): 0.0024 in./U (0.06 mm/U)
 - d_S 0.35-0.47 in. (9-12 mm): 0.0028 in./U (0.07 mm/U)
- Thermosets:
 - d_S 0.08-0.16 in. (2-4 mm): 0.0016 in./U (0.04 mm/U)
 - d_S 0.20-0.32 in. (5-8 mm): 0.0032 in./U (0.08 mm/U)
 - d_S 0.35-0.47 in. (9-12 mm): 0.0039 in./U (0.10 mm/U)

Formulas:

- RPM: $n [U/min] = (vc [ft/min]) / (\pi \cdot d_S [ft.])$
(for conical tools experience has shown that 1/3 RPM works for engraving)
- Infeed: $f [in./min] = n \cdot fz \cdot z$

Example:

You want to use a double-fluted cutter ($d_D=0.01$ ft.(3,0 mm)) to cut short chip aluminum. Using the data above, you can calculate: max. $vc = 656.17$ ft/min. (200 m/min.)

That produces the following RPM and infeed values:

- RPM: $n=656/(3.14 \cdot 0.01) = 656.17/0.0314 = 20,897$ U/min
- Infeed: $f=20,897 \cdot 0.0016 \cdot 2 = 66.87$ in./min = 1.1145 in./sec.

Key:

- vc = cutting speed in m/min
- d_S = cutting edge diameter in mm
- f = infeed in mm/min (mm/s)
- fz = infeed per tooth
- n = RPM in U/min
- z = number of cutting edges


RPM and infeed recommendations

Engraving material	Graver Ø in inch	Point angle	Depth of immersion (approx.) in inch	RPM U/min.	Infeed X/Y in inch/s		Infeed Z in inch/s	
					CAM	MVPSG3	CAM	MVPSG3
DM Duomatt SI	0.008/0.012	15°	0.0157	27,000	1.97	0.039	1.181	0.071
DM Duomatt color	All	All	0.0079	27,000	1.97	0.039	1.181	0.071
DM Duomatt SSI	All	All	0.0039	27,000	1.97	0.039	1.181	0.071
ALM triple layer mat.	0.012/0.016	36°	0.0118	45,000	0.32	0.039	0.118	0.008
ALU anodized	from 0.008	36°	0.0020	45,000	0.39	0.039	0.079	0.008

MVPS-G3-T plotter system

Fully functional and portable!

Are mobility and quality in labeling important to you? The new MVPS-G3-T plotter has been specially designed for labeling on the go. The transport case, with its integrated rollers, helps you bring the MVPS-G3-T to any location, while providing optimal protection during transport. Simply remove the case, connect to the power supply, hook up the plotter to the laptop, and you're ready to begin. The MVPS-G3-T is a fully functional labeling system. Three different labeling materials (label plates, sheet labels, Duomatt) can be inscribed with top quality results.



The proven ACS software and the comprehensive plotter accessories for the MVPS-G3 can also be used for this mobile unit.

The MVPS-G3-T makes a professional impression with its mobility, stability and high inscription quality.

Advantages at a glance:

- On-site labeling
- Integrated transport rollers
- Suitable for airplanes
- Pen station ensures pens are ready to write – prevents pens from drying out
- 3 labeling materials: label plates, sheet labels, Duomatt
- **Partial** plotting of materials possible
- Top-quality typeface from the first to the last label

Type	Order no.	Pack qty.
MVPS-G3-T	86622016	1
Technical data		
Plotter type: Flatbed plotter		
Plotting area: max. 11.61 in. x 8.27 in. (295 mm x 210 mm)		
Plotting speed: max. 15.75 in./s (400 mm/s)		
Pen station: max. 4 pens with double sealing		
Ports: Parallel (Centronics), USB Level 1.1		
Size: 16.93x17.32x4.92 in. (430x440x125 mm)		
Total: approx. 29.54 lbs (13.4 kg) incl. trolley and case		
Power supply: Input voltage: 100–240 V AC 50–60 Hz		
Power supply: Input current: 0.3 A max. at 220 V~		
Drive: Two-phase stepping motor		
Scope of delivery		
USB data cable		
Power supply including plug adapter (Europe/USA/UK)		
Device manual		
For the inscription of ACS label plates, sheet labels and Duomatts as stated in the paragraph above the corresponding base plates/retaining plates are required.		



Labeling systems



MVPS-G3 plotter system

The all-rounder among labeling systems.

The MVPS-G3 is a new labeling system for the rapid, safe and high-quality marking of all electric, pneumatic or mechanical components. The ACS software can be relied upon to transmit the data accurately in all kinds of systems. The MVPS-G3 plotter was developed in response to customer requirements. As such, it combines the following capabilities designed to make operations significantly easier.

Advantages at a glance:

- Top-quality typeface from the first to the last label
- Pen stations ensures pens are ready to write – prevents pens from drying out
- High configuration capacity up to 1200 labels
- For mobile and stationary use
- Short set-up times for various materials
- **Partial** plotting of materials possible



Type	Order no.	Pack qty.
------	-----------	-----------

MVPS-G3	86622010	1
---------	----------	---

Technical data

Plotter type: Flatbed plotter
 Plotting area: max. 17.72 in. x 11.81 in. (450 mm x 300 mm)
 Plotting speed: max. 15.75 in./s (400 mm/s)
 Pen station: max. 4 pens with double sealing
 Ports: Parallel (Centronics), USB Level 1.1
 Size: 25.98x17.32x4.92 in. (660x440x125 mm)
 Weight: Approx. 17.64 lbs (8 kg)
 Power supply: Input voltage: 100–240 VAC 50–60 Hz
 Power supply: Input current: 0.3 A max. at 220 V~
 Drive: Two-phase stepping motor

Scope of delivery

USB data cable
 Power supply including plug adapter (Europe/USA/UK)
 Device manual

For the inscription of ACS label plates, sheet labels and Duomatts as stated in the paragraph above the corresponding base plates/distance plates are required.

MVPS-G3-XXL plotter system



Quantity AND quality

Are quantity and quality in labeling important to you? The new MVPS-G3 XXL plotter has been specially designed for labeling "Everything at once." The extremely long bed can hold 20 base plates at a time for labeling. The MVPS-G3-XXL is a fully functional labeling system. Three different labeling materials (label plates, sheet labels, Duomatt) can be inscribed with top quality results. The proven ACS software and the comprehensive plotter accessories for the MVPS-G3 can also be used for this long unit.

The MVPS-G3-XXL makes a professional impression with its quantity, stability and high inscription quality.

Advantages at a glance:

- Takes 20 base plates
- Top-quality typeface from the first to the last label
- Pen stations ensures pens are ready to write – prevents pens from drying out
- High configuration capacity up to 2400 labels
- On-site labeling
- Short set-up times for various materials
- **Partial** plotting of materials possible



Type	Order no.	Pack qty.
------	-----------	-----------

MVPS-G3-XXL	86622018	1
-------------	----------	---

Technical data

Plotter type: Flatbed plotter
 Plotting area: max. 31.50 in. x 11.81 in. (800 mm x 300 mm)
 Plotting speed: max. 15.75 in./s (400 mm/s)
 Pen station: max. 4 pens with double sealing
 Ports: Parallel (Centronics), USB Level 1.1
 Size: 42.60x17.32x4.92 in. (1082x440x125 mm)
 Total: Approx. 30.86 lbs (14 kg)
 Power supply: Input voltage: 100–240 V AC 50–60 Hz
 Power supply: Input current: 0.3 A max. at 220 V~
 Drive: Two-phase stepping motor

Scope of delivery

USB data cable
 Power supply including plug adapter (Europe/USA/UK)
 Device manual

For the inscription of ACS label plates, sheet labels and Duomatts as stated in the paragraph above the corresponding base plates/retaining plates are required.




Labeling systems

Engraving option for MVPS-G3

The MVPS-G3 series plotter can be simply and easily converted into a quality engraving machine complete with vacuum chip collection system. Conversion is very straightforward: The spindle unit is affixed on the plotter in place of the pen unit and connected to the vacuum cleaner and a control unit for the spindle. Every plotter now has multiple talents!

That saves time and money.

- Fits all plotters in the MVPS-G3 series
- Simple conversion
- Same user-friendly ACS software for all output devices
- Extensive selection of engraving materials: single, double or triple layered material in plastic and aluminum




Type	Order no.	Pack qty.
MVPS G3G Engraving set	86622030	1
Technical data		
RPM: 5000–50000		
Speed torque: 6 Ncm		
Frequency: 83–830 Hz		
Power consumption: 120 W		
Tool receptacle: Shaft diameter 0.12 in. (3 mm)		
Scope of delivery		
Fixing carriage inclusive of adjustment tool		
Engraving spindle with pre-fitted graver 0.020 in. (0.5 mm) 15° degrees		
Control unit G3 / VEC		
Suction unit G3 / VC		
Data cable: controller on the spindle; controller on the plotter;		
Controller on the suction unit		
Power cable		
Vacuum hose with plug adapter		
Cable and hose support		
Adjustment help		
Device manual		
Requirements		
ACS 2000 (release 0.53 or higher)		
Plotter firmware unit MVPS-G3 / -T / - XXL version 05h or higher		

Laser option for MVPS-G3

Existing plotter systems can be fitted on-site with a laser option within a few days. For the ultimate in durability and quality with laser labeling: Carbonization is used to ensure a long service life for the colored sleeve in the label material.

- Easy use in any conditions
- Laser class 1 based on DIN E 60825-1
- Pulsed ytterbium solid state laser with 2 watt optical fibres and optics unit
- Compact, robust design
- Easy assembly
- Highly flexible inscription through pictograms, special characters, logos, single lines and True Type
- Area or line inscription
- Standard ACS Software
- Minimal consumables costs



Type	Order no.	Pack qty.
MVPS G3L Laser set	86623010	1
Technical data		
Laser type: 2 watt Ytterbium solid body laser		
Wavelength: 1060-1080 Nm		
Pulse duration: >25 ns		
Pulse frequency: 10 kHz		
Focus diameter: 0.0004 in. (0.01 mm)		
Laser protection class 1 conforming to DIN EN 608251		
Interface: USB 1.1		
Scope of delivery		
Laser protection class 1 Housing with "Active" laser and Laser "ON" indicator		
Integral "Laser ON" switch with key		
Suction unit		
Control and data cable		
Device manual		
Requirements		
ACS 2000 (release 0.53 or higher)		
Plotter firmware unit MVPS-G3 / -T / - XXL version 05h or higher		




Labeling systems

Selection table combination options labels/base plates

Label type	Base plates for labels										Base plates for Duomatt and sheet labels	
	GP1	GP3	GP4	GP4E	GP5	GRPD/10	GRPD/18	GPKND	GPME 5/10	GPUA4	GPUA3	requires no base plate
ABB			X									
Alumatt										X	X	
BS 4/5/6												X
Duomatt										X	X	
EDG										X	X	
ELW / ELG / ELPT										X	X	
ES / ESL										X	X	
KAB (4 Trees)			X									
KAB (5 Trees)					X							
KDE			X									
KES			X									
KET				X								
KLK			X									
KMO			X									
KMR			X									
KNDT								X				
KNDW								X				
KPF			X									
KPX			X									
KPX-ZS (4 Trees)			X									
KPX-ZS (5 Trees)					X							
KS (1 or 3 Trees)		X										
KS (2 Trees)		X										
KS (4 Trees)			X									
KS 5/10									X			
KSA			X									
KSE x/10						X						
KSE x/18							X					
KSF			X									
KSI				X								
KSK			X									
KSL			X									
KSN A / B / C												X
KSO			X									
KSO 70x9					X							
KSS			X									
KSZ	X											
KTE			X									
KWI			X									
SKS			X									
TBT										X		
TK	X											
TS	X											
WGO (4 Trees)			X									
WGO (5 Trees)					X							

Base plates for plotter systems


Base plates for the various different labeling materials used on the plotter systems. The base plates can be used selectively on all plotter systems (see selection table).



GP3



GP4



GPU A4

Type	Order no.	Material	Pack qty.
Base plates for labels			
GP1	86351210	Aluminum	1
GP3	86351212	Aluminum	1
GP4	86351214	Aluminum	1
GP4E	86351216	Aluminum	1
GP5	86351218	Aluminum	1
GRPD/10	86351016	Plastic	8
GRPD/18	86351018	Plastic	8
GPKND	86351026	Plastic	8
GPME 5/10	86351030	Plastic	8
Base plates for Duomatt and sheet labels			
GPU A4	86621023	Plastic	1
GPU A3	86621026	Plastic	1
Further special base plates on request			



Special writing pens for plotter systems


Refillable pen: Available in different line thicknesses. The line thicknesses are indicated by the color coding on the pens. The pen can be filled with replaceable cartridges (1 ml) or with ink from a bottle (30 ml).

Disposable pen: Robust action. The pen is activated by assembling and locking the two parts together (Pen tip and disposable ink cartridge)


Hand pen: Hand pen (for etching ink) for field service.

Sheet label pen: Special ink pen for textile labels (e.g. EDG type). The pen can be filled with replaceable cartridges (1 ml) or with ink from a bottle (30 ml).

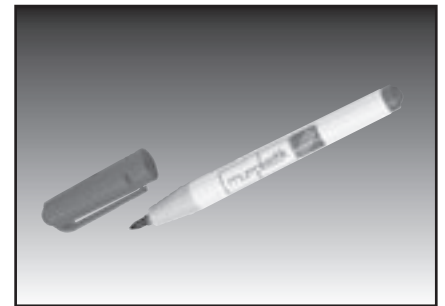
Please note: All writing pens (except disposable pen) are delivered unfilled. Writing ink (bottles/cartridges) must be ordered separately.



Refillable pen



Disposable pen



Hand pen

Type	Order no.	Color code	Line thickness inch (mm)	Pack qty.
refillable pens				
Ink pen 0.25	86621454	white	0.010 (0.25)	1
Ink pen 0.35	86621456	yellow	0.014 (0.35)	1
Ink pen 0.50	86621458	brown	0.020 (0.50)	1
Ink pen 0.70	86621460	blue	0.028 (0.70)	1
Ink pen 1.00	86621462	orange	0.039 (1.00)	1
Disposable pens				
Disposable ink pen 0.25	86621455	white	0.010 (0.25)	1
Disposable ink pen 0.35	86621457	yellow	0.014 (0.35)	1
Hand pens				
Hand pen 0.35	86621656	yellow	0.014 (0.35)	1
Ink pen for textile labels				
Label pen 0.35	86621470	purple	0.014 (0.35)	1
HP pens for Roland and Sekonik plotters only				
HP pen without point *	86621420	-		1
Pen with point 0.25 *	86621422	-	0.010 (0.25)	1
Pen with point 0.35 *	86621424	-	0.014 (0.35)	1
* Discontinued model				

Ink, cleaner, cleaning unit

- Ink:** Etching ink for UV-resistant inscription on label plates.
The outstanding feature of the ink is its high resistance to various media.
- Cleaner:** The MU cleaner must be used to clean the ink pens.
- Pressure ball:** Only to be used for the pen after a refill or a prolonged period of disuse.
The pen is reactivated by negative pressure.
- Cleaning set:** Cleaning system designed for the ink pen system.



Ink



Cleaning fluid



Cleaning appliances

Type	Order no.	Pack qty.
Ink for refillable pen		
Ink, type MU (5x1 ml)	86621232	1
Ink, type MU (30 ml)	86621230	1
Cleaning fluid		
Pen cleaner (2x10 ml)	86621236	1
Cleaner for MU ink (30 ml)	86621234	1
Cleaning appliances		
Cleaning unit (container and cloth)	86621238	1
Pressure ball	86351050	1
Cleaning kit		
Cleaning set: Comprising pen cleaner and cleaning unit	86621240	1



Labeling systems

Porty P300 and accessories

Porty P300, the compact and convenient mounting system for on-site labeling!


The Porty P300 comes in an aluminum carrying case, making it ideally equipped for mobile use.

The P300 can be run on batteries and used independently of the mains at any time.

The state of charge is indicated visually by LEDs. When fully charged the unit can be continuously operated independently of the mains for three hours.

The integrated software guides the user quickly to the marked label plate.

Special inscriptions or external data can be transmitted to the Porty via the serial interface with the ACS labeling software.




Type	Order no.	Pack qty.
Porty P300 E	86621034	1
Porty P300 E excl. accessories	86621035	1
Technical data:		
Operating area: 7.68 x 1.77 in. (195x45 mm)		
Operating conditions: Temp. 15 °C to 30 °C, humidity max. 90 %		
Dimensions: LxWxH = 6.06x15.75x2.56 in. (230x400x65 mm) (incl. rechargeable battery)		
Weight incl rechargeable battery: 16.53 lbs (7.5 kg)		
Power supply: Input voltage 100–240 V AC 50–60 Hz		
Scope of delivery: 1 carrying case, 1 Porty P300; 1 rechargeable battery; 1 power supply;		
1 retaining adapter for MP labels		
1 retaining adapter universal; software cassette		
P300 rechargeable battery	86621086	1
Technical data: 14 NiCd cells		
Rated voltage 16.8 Volt		
MP base plate	86621088	1
serves to retain the standard labeling materials		
Basic plate, neutral	86621090	1
serves to retain the special labeling materials		
Software cassette	86621092	1

ST-Mark Thermo laminating system

Thermal lamination meets today's high demands in terms of product performance and abrasion resistance. ST-Mark, the semi-automatic labeling system for high volume labeling, produces up to 8,200 labels per hour (with label type KS 4/18). This means that up to 56,600 individual labels can be printed with one box of consumables. The resolution of 305 dpi produces a sharp print, rich in contrast, with all Windows fonts, symbols and characters.

- Can operate in automatic mode
- Increased abrasion resistance through protective laminate layer
- Designed for rapid inscription of label mats
- User-friendly ACS Software
- USB 2.0 and Ethernet RJ45 ports




Type	Order no.	Pack qty.
Thermal lamination system	86661020	1
Technical data		
Printing process: Thermal lamination:		
Resolution: 305 DPI		
Power supply: 110–230 Volt AC 50–50 Hz		
Ports: USB 2.0 / Ethernet RJ45		
Dimensions: 20.87x11.42x10.63 in. (530x290x270mm)		
Weight: Approx. 48.50 lbs (22 kg)		
Scope of delivery		
Printing system with thermal lamination labeling system		
Feeder with automatic material feed unit		
Ribbon set comprising color and laminate roll		
Base plate set (GP ST1; GP ST2; GP ST4; GP ST5)		
Network cable		
USB data cable		
Device manual		
Requirements		
ACS Gold Studio or higher		
Plotter firmware unit MVPS-G3 / -T / - XXL version 05h or higher		




Labeling systems

Selection table combination options labels/base plates


Label type	Base plates for labels				Base plates for Duomatt and sheet labels	Height adjustment plates
	GP1 ST	GP2 ST	GP4 ST	GP5 ST	GPDM ST	GP0 ST
ABB			X			
BS 4/5/6						X
Duomatt ST-					X	
KAB (4 Trees)			X			
KAB (5 Trees)				X		
KDE			X			
KES			X			
KET						
KLK			X			
KMO			X			
KMR			X			
KPF			X			
KPX			X			
KPX-ZS (4 Trees)			X			
KPX-ZS (5 Trees)				X		
KS (1 Trees)	X					
KS (2 Trees)		X				
KS (4 Trees)			X			
KSA			X			
KSF (4 Trees)			X			
KSI			X			
KSK			X			
KSL			X			
KSN A / B / C						X
KSO			X			
KSO 70x9				X		
KSS			X			
KTE			X			
KWI			X			
SKS			X			
WGO (4 Trees)			X			
WGO (5 Trees)				X		



Base plate GP2 ST



Base plate GP4 ST



Base plate GP5 ST




CAM engraving machine

Complete engraving system for Duomatt, Alumatt, aluminum labeling materials and other materials suitable for engraving. The Murrplastik basic system consists of the 3-axis mechanism, accessories and the control devices for the connection to computer systems. The systems can be supplied in different sizes for virtually any conceivable field of application.

Scope of delivery for complete system:

- Basic system including control unit
- Complete set of cables connect axis with the controller and between controller and computer
- Spindle 170 E
- Vacuum table with chip vacuum pump
- Suction device (without vacuum cleaner)
- Cooling/spray device



CAM...

Type	Order no.	Pack qty.
CAM 100 complete system	86701020	1
Positioning range X/Y 12.99x11.42 in. (330x290 mm)	Stroke 2.95 in. (75 mm)	
Clamping surface 19.69x23.62 in. (500x600 mm)		
CAM 200 complete system	86701022	1
Positioning range X/Y 21.26x19.69 in. (540x500 mm)	Stroke 2.95 in. (75 mm)	
Clamping surface 29.53x33.46 in. (750x850 mm)		
Mechanics		
- surface-milled, face accuracy < 0.002 in. (0.05 mm)		
- x/y/z in-feed free from backlash with stepping motor drive		
- 3 ball screw drives 0.63x0.20 in. (16x5 mm) with flange bearings		
- Rubber cover with Teflon coating		
- Repeat accuracy +/- 0.0004 in. (1/100 mm)		
- 3 end and home position switches, accuracy < 0.0004 in. (1/100 mm)		
- Cable drag chains		
- Set of cables for stepping motors and computer connection		
- Maintenance-friendly design		
Electronics		
- 19" table housing		
- 230 V power supply		
- Connection to computer via serial interface		
- Extended HPGL instruction set		
- Triaxial interpolation		
- Interpolation of circles and circle sectors		
- Look-Ahead feature for continuous path		
- Configurable acceleration characteristic		

CAM engraving system accessories

Murrplastik can also supply any of the engraving machine components as individual parts. As such, you can retrofit or upgrade existing systems according to your requirements.

Spindles/suction device/cooling-/spraying appliances



Spindle SF 170 E



Suction appliance



Cooling/spraying appliance

Type	Order no.	Pack qty.
Spindle SF 170 E	86701212	1
<ul style="list-style-type: none"> - High speeds, seamless regulation of speed range - High speed stability, even under stress - Very quiet - High output utilization combined with low weight - Precision bearing - Spindle monitoring and control via software 		
Technical data		
<ul style="list-style-type: none"> - Nominal output 170 W - Max speed: 60,000 rpm - Clamping range 0.04–0.16 in. (1–4 mm) - Manual tool exchange with quick clamping feature - Software-controlled frequency converter 		
Scope of delivery		
<ul style="list-style-type: none"> - SF spindle incl. motor cable - SF converter module for CNC450 - Spring chuck 0.12 in. (3 mm) - Spindle holder with cooling fins 		
Suction appliance (for all CAM models) incl. mounting material and flexible suction tube (without vacuum cleaner)	86701810	1
Cooling/spraying appliance (for all CAM models) incl. mounting material, pressure and liquid tube	86701812	1




CAM engraving system accessories

Clamping as if by magic.

We can supply a vacuum grid table matching the engraving machine model for the specific purpose of clamping our Duomatt, Alumatt and aluminum mats or for level work pieces.

If there is no compressed air supply at the site of installation it will be necessary to order an electric vacuum pump instead of the standard chip vacuum pump.




Vacuum table

Type	Order no.	Pack qty.
CAM 100 vacuum table	86701610	1
Technical data		
- Size approx. 13.98x11.42 in. (355x290 mm)		
- Grid spacing 0.12 in. (3 mm)		
Scope of delivery		
- Aluminum vacuum grid plate		
- Chip vacuum pump incl. accessories		
- Caulking strip		
CAM 200 vacuum table	86701612	1
Technical data		
- Size approx. 21.26x19.09 in. (540x485 mm)		
- Grid spacing 0.12 in. (3 mm)		
Scope of delivery		
- Aluminum vacuum grid plate		
- Chip vacuum pump incl. accessories		
- Sealing cord		
Electric vacuum pump instead of chip vacuum pump (surcharge)		
	86901614	1
Replacement sealing cord	86721018	1

CAM engraving system accessories

There are various extras available to stabilize the engraving machine or lower the noise level.



Polystyrene base



Subframe

Type	Order no.	Pack qty.
CAM 100 polystyrene base - Polystyrene strip	86721014	1
CAM 200 polystyrene base - Polystyrene strip	86721016	1
T-slot set - 3 different tensioning elements for direct clamping of work pieces over the CAM system T-slots	86721212	1
Scope of delivery		
- 4 clamps		
- 2 manual vices		
- 6 stop rails of different lengths 2.95, 6.89 and 9.84 in. (75, 175, and 250 mm)		
CAM 100 subframe	86701410	1
CAM 200 subframe	86701412	1
Scope of delivery		
- Aluminum profiles, angles and stands		
CAM 200 cover	86701414	1
Scope of delivery		
- Aluminum profiles with connectors, tinted Plexiglas, cable entry at rear		



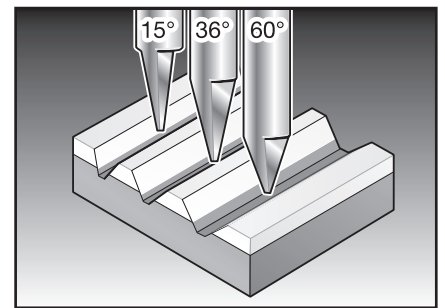
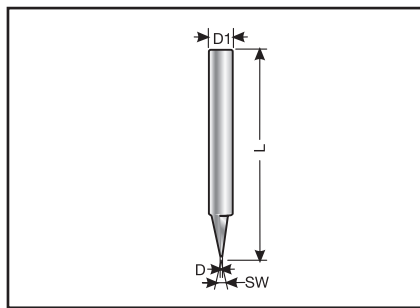

Graver for engraving systems

Gravers are conical tools (halved solid metal round bar, ground smooth) with a cutting edge. In principle, the smaller the angle at the point, the more constant is the engraving width, even if the material to be engraved is not flat.

We would recommend our special 15° gravers when working with spindles without height scanning. The overall diameter gives the minimum engraving width. The deeper it presses into the material, the wider the engraving width. The ratio of plunge depth: engraving width is predominantly determined by the angle at the point.

The graver can be used in conjunction with the CAM engraving system and the engraving option.

- Ideal for engraving
- For many materials (plastic, aluminum,...)



Type	Order no.	Color stop ring	D inch (mm)	D1 inch (mm)	L inch (mm)	SW	Pack qty.
Graver 15° d = 0.2 mm	86721424	white	0.008 (0.2)	0.12 (3.0)	1.57 (40.0)	15°	1
Graver 15° d = 0.3 mm	86721426	white	0.012 (0.3)	0.12 (3.0)	1.57 (40.0)	15°	1
Graver 15° d = 0.4 mm	86721428	white	0.016 (0.4)	0.12 (3.0)	1.57 (40.0)	15°	1
Graver 15° d = 0.5 mm	86721430	white	0.020 (0.5)	0.12 (3.0)	1.57 (40.0)	15°	1
Graver 15° d = 0.7 mm	86721432	white	0.028 (0.7)	0.12 (3.0)	1.57 (40.0)	15°	1
Graver 36° d = 0.2 mm	86721435	white	0.008 (0.2)	0.12 (3.0)	1.57 (40.0)	36°	1
Graver 36° d = 0.3 mm	86721436	white	0.012 (0.3)	0.12 (3.0)	1.57 (40.0)	36°	1
Graver 36° d = 0.4 mm	86721437	white	0.016 (0.4)	0.12 (3.0)	1.57 (40.0)	36°	1
Graver 36° d = 0.5 mm	86721438	white	0.020 (0.5)	0.12 (3.0)	1.57 (40.0)	36°	1
Graver 36° d = 0.7 mm	86721439	white	0.028 (0.7)	0.12 (3.0)	1.57 (40.0)	36°	1
Graver 36° d = 1.0 mm	86721440	white	0.039 (1.0)	0.12 (3.0)	1.57 (40.0)	36°	1
Graver 60° d = 0.2 mm	86721444	white	0.008 (0.2)	0.12 (3.0)	1.57 (40.0)	60°	1
Graver 60° d = 0.3 mm	86721446	white	0.012 (0.3)	0.12 (3.0)	1.57 (40.0)	60°	1
Graver 60° d = 0.4 mm	86721448	white	0.016 (0.4)	0.12 (3.0)	1.57 (40.0)	60°	1
Graver 60° d = 0.5 mm	86721450	white	0.020 (0.5)	0.12 (3.0)	1.57 (40.0)	60°	1
Graver 60° d = 0.7 mm	86721452	white	0.028 (0.7)	0.12 (3.0)	1.57 (40.0)	60°	1
Graver 60° d = 1.0 mm	86721454	white	0.039 (1.0)	0.12 (3.0)	1.57 (40.0)	60°	1

Milling cutter for engraving systems

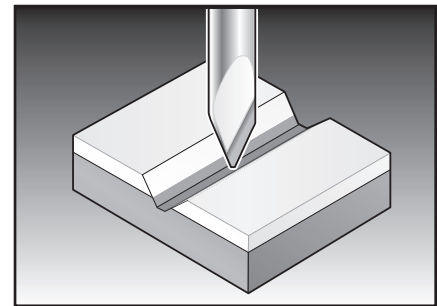
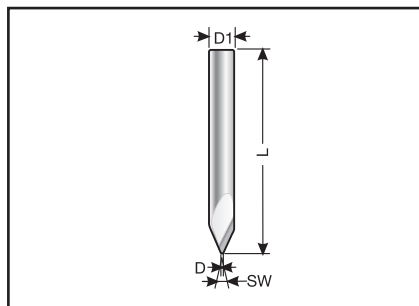
Milling cutters are conical tools with a cutting edge.

The additional spiral-shaped chip flute means that the filings can be removed easily so that the engraving can be cleared free of burrs and cleanly.

- Special cutter for acrylic glass engraving
- For many materials (plastics, aluminum, non-ferrous metals...)

The milling cutter can be used in conjunction with the CAM engraving system and the engraving option.

This tool has proved itself to be a veritable all-rounder!



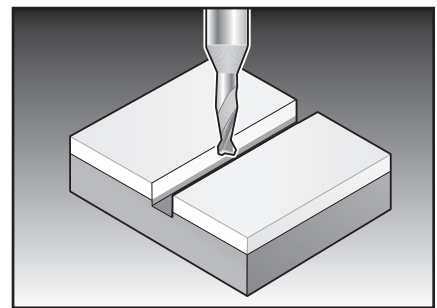
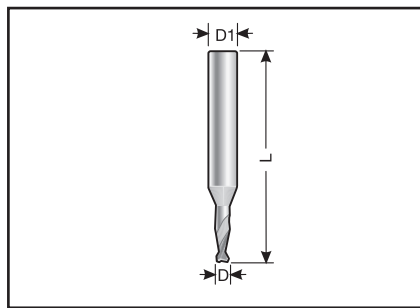

Type	Order no.	Color stop ring	D inch (mm)	D1 inch (mm)	L inch (mm)	SW	Pack qty.
Milling cutter 60° d = 0.2 mm	86721470	white	0.008 (0.2)	0.12 (3.0)	1.57 (40.0)	60°	1
Milling cutter 60° d = 0.5 mm	86721472	white	0.020 (0.5)	0.12 (3.0)	1.57 (40.0)	60°	1

Rub-out cutter for engraving systems

The shorter cutting edge of the rub-out cutter means that it has less danger of breaking than the double-fluted cutter with the fishtail cut. This means that it is ideal for use with diameters of up to 1 mm.

- Engraving and milling of non-ferrous metals
- Suitable for hard plastics

The rub-out cutter can be used in conjunction with the CAM engraving system.



Type	Order no.	Color stop ring	D inch (mm)	D1 inch (mm)	L inch (mm)	Pack qty.
Rub-out cutter 0.5 mm	86721414	blue	0.020 (0.5)	0.12 (3.0)	1.18 (30.0)	1
Rub-out cutter 1.0 mm	86721416	blue	0.039 (1.0)	0.12 (3.0)	1.18 (30.0)	1



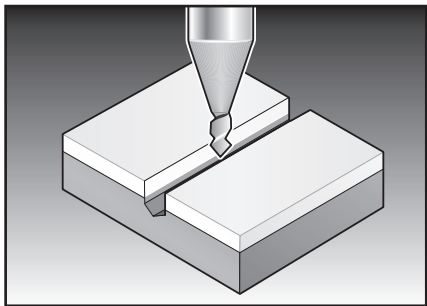
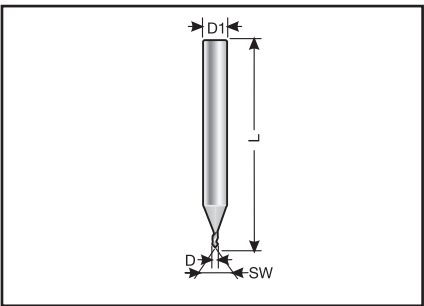

Labeling systems

Insulation engraver for engraving systems

This classy graver is a specially-developed conical tool. The cutting geometry remains the manufacturer's "secret". The result is burr-free and clean cutting grooves, which can also be used for the manufacture of PCB-prototypes, hence the name INSULATION ENGRAVER. Its long service-life and durability, even at high feed velocities, makes it an ideal engraving tool for stainless steel and titanium alloys.

- Especially for engraving of fine, single-line scripts
- Suitable for aluminum and anodized aluminum
- For hard materials (such as stainless steel and titanium)


The insulation engraver can be used in conjunction with the CAM engraving system.



Type	Order no.	Color stop ring	D inch (mm)	D1 inch (mm)	L inch (mm)	Pack qty.
Isolation engraver	86721412	red	0.002-0.024 (0.05-0.6)	0.12 (3.0)	1.18 (30.0)	1

Tool and graver sets

We are pleased to offer you specially-designed sets containing different engraving tools. These sets provide a cost-effective means of selecting the appropriate graver or cutter for your specific application.



Type	Order no.	Pack qty.
Tool set (10-part) only for CAM engraving systems	86721410	1
consisting of:		
one each of graver 15° 0.008 in. (0.2 mm); 0.016 in. (0.4 mm); 0.028 in. (0.7 mm)		
1x graver 36° 0.016 in. (0.4 mm)		
1x graver 60° 0.008 in. (0.2 mm)		
1 x Rub-out cutter (0.020 in. (0.5 mm) / 0.039 in. (1.0 mm))		
2x Insulation engravers		
1 x Double-fluted cutter 0.12 (3.0) mm		
Tool set (10-part) only for CAM engraving systems and mvps-G3 engraving option	86721460	1
consisting of:		
one each of graver 15° 0.008 in. (0.2 mm); 0.012 in. (0.3 mm); 0.016 in. (0.4 mm); 0.020 in. (0.5 mm); 0.028 in. (0.7 mm)		
one each of graver 36° 0.012 in. (0.3 mm); 0.020 in. (0.5 mm); 0.039 in. (1.0 mm)		
one each of graver 60° 0.012 in. (0.3 mm); 0.020 in. (0.5 mm)		



Coolant and degreasing agent for engraving systems


The use of a coolant and degreasing agent when engraving aluminum provides you with better results and extends the service life of the tool.



Type	Order no.	Pack qty.
Lubricant ALU-N 1000 ml 33.81 fl.oz. (1000 ml)	86621262	1

Dyes for engraving systems


For blackening engraved lettering on silver anodized aluminum labels.



Type	Order no.	Pack qty.
Aluminum oxide 100 ml 2 x 1.69 fl.oz. (2 x 50 ml)	86621260	1

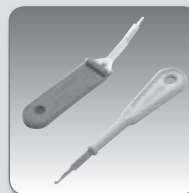


Labeling systems



Accessories






Accessories BK quick-labels

Holder frames, metal tongue and extractor hook.

Page 204



ACS function tool

Multi-purpose KM-T10 tool for fabricating label sleeves and universal pliers BZS T20.

Page 205



Tools

Cable shears, cable stripping knife, insulation stripper, cable tie tool.

Page 206


Overview



SH screwed holder

For cost-effective fastening of individual cables.

Page 214



ASI-Snap label holder

Mounting clip for laying the ASI bus cable and to hold one KM4/.. label holder.

Page 215



KH Screwdown/adhesive holder

For cost-effective fastening of individual cables.

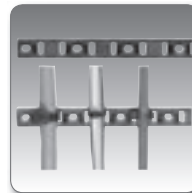
Page 216



Cable ties KB/KKB/KBM/BF

Provides aids for bundling and affixing cables, looms, etc.


Page 212



Cable tie rail KBL

For quick and simple fastening of several cables.


Page 217



Spiral tape SB/SBF

Spiral tapes are used to bundle cable harnesses efficiently and simply.

Page 218



S-hooks

S-hooks permit quick and easy affixing of label plates onto conduits and hoses.

Page 219




Holder frame / metal tongue / metal hook

Holder frame for 25 BK identification strips. The holder frame provides a clear overview of the labels required and ideal access for the metal tongue.

The metal tongue is required to assemble the characters and to insert them into the label sleeves or other label holders.

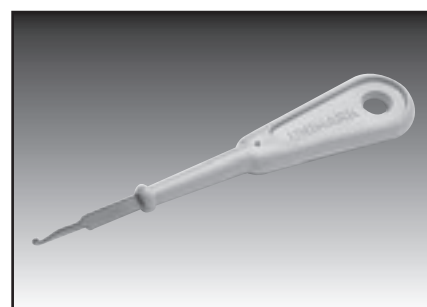
The metal hook is required for removing labels which have been inserted.



AK



MZ..



HK


Type	Order no.		Pack qty.
Holder frame			
AK holder frame	86392010		1
Metal tongue			
MZ 5 metal tongue	86392014	max. 6 BK 30	1
MZ 9 metal tongue	86392016	max. 9 BK 30	1
Extractor hook			
HK hook	86392012		1

ACS function tool

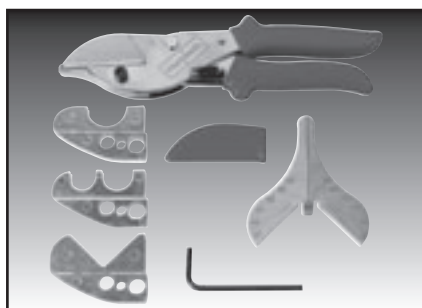
Multi-purpose tool KM-T10 for fabricating label sleeves. For cutting KM and KMH raw material into 0.35 and 0.59 inch (9 and 15 mm) lengths.

Universal pliers BZS T20 for cutting the BZS label rail and the transparent cover to length.

Supplied with alternative cutting heads.



KM-T10



BZS-T20

Type	Order no.	Pack qty.
Universal pliers for BZS system		
KM-T10	86392020	1
Multi-purpose tool for label sleeve		
BZS T20	86392030	1

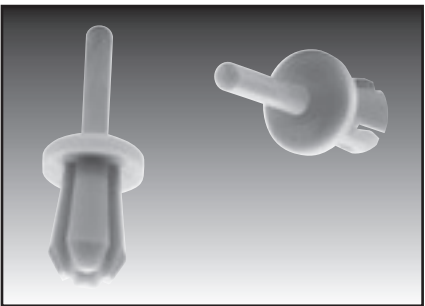


Type BNW (riveting tool)

Only this tool brings out the full economical effect of the BN fixing rivet.
The tools are matched to the size of the rivets.
For type BN fixing rivets, see "Accessories" chapter.



BNW




BN

Type	Order no.	for	length inch (mm)	Pack qty.
BNW 1	87641010	BN 1	5.12 (130.0)	1
BNW 2	87641012	BN 2	5.12 (130.0)	1
BNW 3	87641014	BN 3	5.12 (130.0)	1



Cable stripping knife

Special cable stripping knife for stripping of wiring.



KM


Type	Order no.		Pack qty.
KM with adjustable internal knife	87661018	Approx. length 6.69 in. (170 mm)	1




Cable tie tools for plastic cable ties

Tools for mounting of plastic cable ties.

- KBW 1K with adjustable automated cutting mechanism, plastic casing, automated metal cutting mechanism
- KKBW has manual cutting mechanism and is fully constructed of metal



KBW 1K




KKBW

Type	Order no.		Pack qty.
KBW 1K	87661012	Approx. length 6.69 in. (170 mm)	1
With adjustable automatic cutting device			
Suitable for cable ties of up to 0.24 in. (6 mm) wide			
KKBW	87669094	Approx. length 7.48 in. (190 mm)	1
Cable tie tool suitable for plastic cable ties KKB 28 / KB 110.			
Also suitable for plastic cable ties up to 0.31 in. (8 mm) wide			

Cable tie tool for metal ties

Cable tie tools intended for metal cable ties of type KBM, with manual cutting mechanism.

- Robust metal tool



KBW/M

Type	Order no.	Approx. length 7.87 in. (200 mm)	Pack qty.
KBW/M Cable tie tool suitable for cable tie KBM With manual cutting mechanism	87669090		1



Cable ties KB / KKB / KBM



-13 to 185 °F



Polyamide 6.6




Self-extinguishing

Cable ties are a reliable method for the economic bundling and fastening of cables, cable harnesses, tubes, conduits and other components.

The black cable ties are suitable for outdoor applications.

The cable tie KKB 28 is equipped with a special locking mechanism and is especially suitable for heavy-duty applications.



KB.../KBM...

Type	Order no. natural color	Order no. black	length inch (mm)	Width inch (mm)	Bundle range approx. inch (mm)	Tensile strength lbs. (kg)	Pack qty.
KB 15	87661210	87661251	2.95 (75.0)	0.09 (2.2)	0.59 (15.0)	13.2 (6.0)	1000
KB 20	87661214	87661252	3.86 (98.0)	0.10 (2.5)	0.79 (20.0)	13.2 (6.0)	1000
KB 22	87661218	87661254	5.12 (130.0)	0.11 (2.9)	0.87 (22.0)	17.6 (8.0)	1000
KB 25	87661222	87661256	5.51 (140.0)	0.14 (3.6)	0.98 (25.0)	28.7 (13.0)	1000
KB 30	87661226	87661260	6.30 (160.0)	0.18 (4.5)	1.18 (30.0)	39.7 (18.0)	1000
KB 45	87661230	87661262	7.01 (178.0)	0.19 (4.8)	1.77 (45.0)	48.5 (22.0)	1000
KB 50	87661234	87661264	7.87 (200.0)	0.11 (2.9)	1.97 (50.0)	17.6 (8.0)	1000
KB 55	87661238	87661266	7.87 (200.0)	0.19 (4.8)	1.97 (50.0)	48.5 (22.0)	1000
KB 75	87661242	87661268	11.42 (290.0)	0.19 (4.8)	2.95 (75.0)	48.5 (22.0)	100
KB 100	87661246	87661270	14.17 (360.0)	0.19 (4.8)	3.94 (100.0)	48.5 (22.0)	100
KB 110	87661248	87661272	14.57 (370.0)	0.31 (7.8)	4.33 (110.0)	119.1 (54.0)	100

Recommended assembly tool KBW 1K

Power cable tie with special lock

KKB 28		87661258	7.09 (180.0)	0.31 (8.0)	-	-	100
--------	--	----------	--------------	------------	---	---	-----

Matching assembly tool KKBW

Metal cable tie

KBM		87661014	7.87 (200.0)	0.17 (4.3)	-	-	100
-----	--	----------	--------------	------------	---	---	-----

Matching assembly tool KBW/M

BF Cable ties



-13 to 185 °F



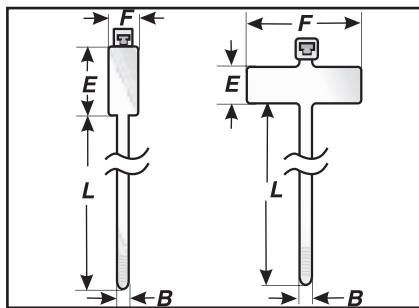

Polyamide 6.6

Cable tie with title block.

For use with ink pens or permanent waterproof markers.

BF20 (Fig., right) title block lengthways along cable

BF45 (Fig., left) title block across cable



BF...

Type	Order no. natural color	Color	L approx. inch (mm)	B approx. inch (mm)	E approx. inch (mm)	F approx. inch (mm)	Bundle range approx. inch (mm)	Tensile strength min. [N]	Pack qty.
BF 20	87681010	white	3.39 (86.0)	0.10 (2.5)	0.31 (8.0)	0.98 (25.0)	0.75 (19.0)	80.0	100
BF 45	87681012	transparent	6.18 (157.0)	0.19 (4.7)	1.10 (28.0)	0.51 (13.0)	1.77 (45.0)	222.0	100

The dimensions may deviate slightly for technical or production reasons.



SH screwed holder



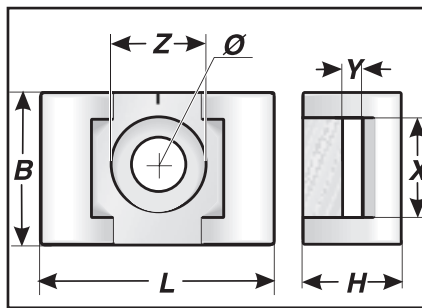

-40 to 185 °F



Polyamide

The SH screw-down holder is used to fix individual cables cost-effectively.

It can be screwed or riveted to any surface.



Type	Order no.	Color	L inch (mm)	B inch (mm)	H inch (mm)	X inch (mm)	Y inch (mm)	Z inch (mm)	Ø inch (mm)	Pack qty.
------	-----------	-------	----------------	----------------	----------------	----------------	----------------	----------------	----------------	--------------

SH 1	87681210	white	0.59 (15.0)	0.39 (10.0)	0.28 (7.0)	0.20 (5.0)	0.08 (2.0)	0.28 (7.0)	0.15 (3.7)	100
SH 2	87681212	white	0.89 (22.5)	0.59 (15.0)	0.43 (11.0)	0.36 (9.2)	0.11 (2.8)	0.39 (10.0)	0.20 (5.0)	100

ASI-Snap label holder



-40 to 176 °F



Hard PVC

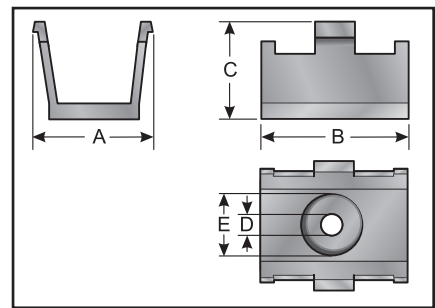




V0



Laying and labeling for ASI bus cable

Mounting clip for securing ASI bus cable. Easily installed mounting clip, screwed or riveted, for affixing and securing the ASI bus cable. The bus cable is simply snapped into the mounting clip; no further assembly required. KS 4/... labels can be latched into the mounting clip as bus cable labeling.



Type	Order no.	for label holder	A inch (mm)	B inch (mm)	C inch (mm)	D inch (mm)	E inch (mm)	Pack qty.
------	-----------	------------------	----------------	----------------	----------------	----------------	----------------	-----------

ASI-Snap	86321062	KM 4/...	0.55 (14.0)	0.59 (15.0)	0.43 (11.0)	0.10 (2.5)	0.26 (6.5)	50
----------	----------	----------	-------------	-------------	-------------	------------	------------	----



Screwed and adhesive holder KH



-40 to 185 °F

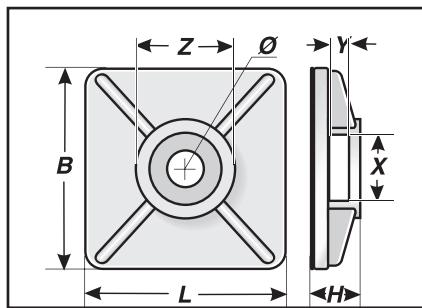



Polyamide

The retention force can be increased by additional fastening with a screw.

If pressure sensitive adhesives are used, the surface must be smooth and free of dust and grease.

Contaminated surfaces must be properly cleaned with proper cleaning agents.



Type	Order no.	Color	L inch (mm)	B inch (mm)	H inch (mm)	X inch (mm)	Y inch (mm)	Z inch (mm)	Ø inch (mm)	Pack qty.
------	-----------	-------	----------------	----------------	----------------	----------------	----------------	----------------	----------------	--------------

KH 1	87681220	white	0.75 (19.0)	0.75 (19.0)	0.24 (6.0)	0.16 (4.0)	0.07 (1.8)	0.30 (7.7)	0.17 (4.3)	100
KH 2	87681222	white	1.06 (27.0)	1.06 (27.0)	0.30 (7.5)	0.24 (6.0)	0.09 (2.3)	0.38 (9.7)	0.19 (4.7)	100



Type SB / SBF (spiral tape)



-76 to 185 °F




Polyethylene

Spiral tapes are used to bundle cable harnesses efficiently and simply.

The spiral tapes also protect the insulation of the conduit/single wire. Branches of single wires or looms of cables may be made at any place.

Bundling in the range from 0.08–3.94 in. (2–100 mm) is possible with just three sizes.


Type SBF consists of flame-retardant material.




Type	Order no.	Color	Bundle range inch (mm)	inside inch (mm)	external inch (mm)	Weight lbs. (kg)/100 m	Pack m
SB 12	87621010	transparent	0.08–0.47 (2.0–12.0)	0.06 (1.5)	0.12 (3.0)	1.1 (0.5)	50
SB 50	87621012	transparent	0.20–1.97 (5.0–50.0)	0.16 (4.0)	0.24 (6.0)	3.3 (1.5)	100
SB 50	87621210	yellow	0.20–1.97 (5.0–50.0)	0.16 (4.0)	0.24 (6.0)	3.3 (1.5)	100
SB 50	87621250	orange	0.20–1.97 (5.0–50.0)	0.16 (4.0)	0.24 (6.0)	3.3 (1.5)	100
SB 100	87621014	transparent	0.47–3.94 (12.0–100.0)	0.35 (9.0)	0.47 (12.0)	8.8 (4.0)	50
SB 100	87621212	yellow	0.47–3.94 (12.0–100.0)	0.35 (9.0)	0.47 (12.0)	8.8 (4.0)	50
SB 100	87621252	orange	0.47–3.94 (12.0–100.0)	0.35 (9.0)	0.47 (12.0)	8.8 (4.0)	50
Flame-retardant version (fire classification acc. to UL94: V0)							
SBF 12	87621050	white	0.08–0.47 (2.0–12.0)	0.06 (1.5)	0.12 (3.0)	1.1 (0.5)	50
SBF 50	87621052	white	0.20–1.97 (5.0–50.0)	0.16 (4.0)	0.24 (6.0)	3.3 (1.5)	100
SBF 100	87621054	white	0.47–3.94 (12.0–100.0)	0.35 (9.0)	0.47 (12.0)	8.8 (4.0)	50



Accessories



Labeling and fitting service



DL



Labeling and fitting service

Economic labeling - quick and conforming to standards

Many companies are ill-equipped when it comes to correct and cost-effective labeling of cables in control cabinets and elsewhere.

We are all familiar, whether from the home or the office, with the maze of cables tangled behind and under the PC because so many peripheral devices have to be connected to the central unit - from the printer to the scanner and the speakers to the USB connection. Only in precious few cases are cables labeled, meaning confusion the rest of the time when changes or modifications are to be made.



Such negligence is unthinkable in industry. That's why there are precise regulations specifying how the individual cables, conduits and tubes are to be labeled in wiring harnesses or looms. After all, it is both desirable and imperative for the technician to know immediately what is in the control cabinet, railway carriage or behind the paneling in the aircraft. In the majority

of cases, such regulations do not merely state that labeling is mandatory but they also specify the precise nature of the labeling. Indeed, those requirements can differ greatly in terms of inscription method, typefaces and base material. Another factor to consider is that the labeling plates often have to be produced in bulk.

All-round service from Murrplastik

A company that develops, installs and commissions control systems, for example, is in many cases not in a position to handle the mandated -- and often very different -- labeling, either in terms of the equipment, manpower and time required. Murrplastik Systemtechnik GmbH is ready to handle this task for you - in the correct way, with the correct material and, above all, quickly and without undue inconvenience to the customer.



In its service center, Murrplastik always applies the correct labeling method to fulfill the requirement. Inscription is handled using lasers, plotters, thermal lamination and laser printing technology as well as engraving. Laser technology is synonymous with high operating speeds, supreme

quality, short processing times and crisp typefaces. Plotter technology boasts a very high configuration capacity and is suitable for virtually any material. Laser printing technology lends itself well to sheet labels, which in turn are suitable for virtually all fields of application. Color printing is no problem either. Engraving technology is used for metals and suitable plastic-coated materials.



Convenient and secure data exchange

It is remarkably easy to transmit labeling data. Simply send it to our service center by e-mail, data carrier or fax. The data is then processed as quickly as possible by Murrplastik specialists and can be saved for up to two years for further projects on request. The data format options are virtually unlimited: ASCII format, files from MS Office applications (Word, Excel) and ACS labeling software data are all acceptable.

However, customized labeling is only one part of our all-round service package. Our specialists also fit labels in sleeves, assemble the holders and cable ties, undertake project-specific packing as prescribed, and much more - and they don't take all day.



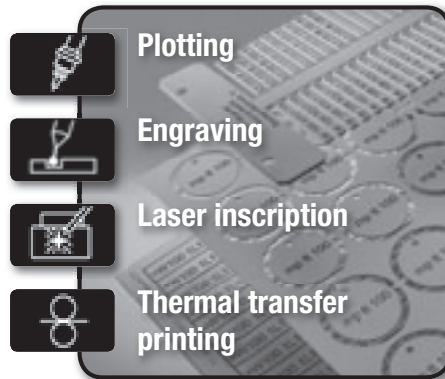
Impressive credentials

For years now, many reputable firms in a very diverse range of sectors have been using this all-inclusive service offered by our company - the automotive industry, railway systems, control cabinet construction, general electrical engineering. The reason is obvious: each of these branches puts a supreme priority on economy and profitability!


We can inscribe:

- Label plates
- Labels
- Duomatt plates

using the following technologies:



and office printers



We fit the labels:

- into label sleeves
 - with your label plates
 - for immediate application
- on wires, cables and conduits

The benefits for you are obvious:

- short processing times
- Rapid and cost-effective production
- Delivery within three working days

Our email address for your projects is:



cablemgmt@murrplastik.com

Your orders arrive directly in the service center and are processed on a day-to-day basis. You will receive the inscribed label plates and/or filled sleeves ready for immediate application. You send us your files by e-mail in one of the following formats:

ASCII, Excel, ACS *.mdb or ACS 2000 *.pdb (further formats on request).




Labeling and fitting service

Maximum quantities in minimum time

State-of-the-art equipment means that maximum quantities of label plates can be inscribed in minimum time.

Full service

Murrplastik offers completely filled sleeves as well as individually inscribed label plates.




High laser quality

... for supreme inscription quality on labels. Other inscription types are also offered.

Transfer of labeling data

... from all CAE/CAD programs or EXCEL files is possible (additional formats by request).

Material properties





Material descriptions



PMMA Polymethyl methacrylate Co-Polymer

Duomatt material is UV stable and tested under extreme conditions for resistance to ageing. It retains both a brilliant surface as well as its other physical properties over a long time period (approx. 10 to 20 years). Duomatt is both halogen and silicon free.

Processing temperature: -22 to 180° F
Flammability: Class HB based on UL94
Water absorption: 0.36 %
Crack resistance: 35 %
Impact resistance: 629 J/ft²



ABS Acrylonitrile butadiene styrene

The thin surface on Duomatt Siemens silver SSI and SI brushed provides a finer typeface compared with Duomatt. The silver-colored foil is less hard wearing than standard Duomatt material.

Processing temperature: -4 to 185° F
Flammability: Class HB based on UL94
Water absorption: 0.36 %
Crack resistance: 30 %
Impact resistance: no breaking



PC Polycarbonate

Excellent surface gloss and transparency (natural), high mechanical strength and dimensional stability under heat, outstanding electrical and dielectric properties, superb dimensional accuracy and low water absorption. Impact resistance up to approx. 140°C and, as a general rule, PC is self-extinguishing even without the addition of fire-retardants.

Thermal stability: up to 284° F
Dimensional stability: up to 1.8 N/mm
Flammability: V0 based on UL94
Halogen-free conforming to DIN/VDE 0472, Section 815
UV-stabilized



PA Polyamide

Broad range of properties covered by different types (PA 6 and PA6.6 are frequently used). The broadly good electrical and mechanical properties are especially resistant to impact and abrasion. When dry, PA is sensitive to impact. Water absorption renders PA flexible.

Thermal stability: up to 284° F
Fire classification: V2 i.a.w. UL94



PVC Polyvinyl chloride

Soft PVC is made from polyvinyl chloride, softeners and additives, e.g. stabilizers and lubricants. PVC is resistant to corrosive saline solutions and most acids.

Thermal stability: up to 140° F
Fire classification: V0 based on UL94



TPU Thermoplastic Polyurethane

Outstanding features of this material include its high flexibility even at low temperatures, high continuous operating temperature, high resistance to tear propagation and very good restoring forces, high resistance to grease, oil, solvents, high-energy radiation and ultraviolet light.

Continuous operation use: -31 to 248° F
Fire classification: V0 based on UL94
Halogen-free conforming to DIN/VDE 0472, Section 815

Material descriptions

Self-adhesive sheet labels

Self-adhesive films are tested and approved in conjunction with specific substrates under the UL classification "Polymer Adhesive Systems".

For this reason, all self-adhesive films should be tested on the respective substrates instead of merely testing the self-adhesive film alone.

Sheet labels of types	Material	Thermal stability	Fire classification	Adhesive strength
ELG/ELW/ELO/ES/ESL	Polyester foil	-40° F to 302° F permanent min. processing temperature 41° F	V0 i.a.w. UL94	17 N/10 mm
EDG	Reinforced textile	32° F to 176° F		9 N/25 mm

Adhesive 467

- Acrylate A-30
- Fire classification: MIL-P-19834 B, Amend 1 Type 1
UL approved (MH-11410)
fulfills AGA and CSA requirements

Adhesive power: 11 N/0.394 in.
Thermal stability: -40° F to 302° F permanent
392° F transient
Processing temperature: 64° F to 86° F

Adhesive 1780

- Polyethylene foam

Adhesive power: 10 N/0.591 in.
Thermal stability: -40° F to 302° F permanent
Processing temperature: 50° F to 176° F

Adhesive 4883

- Stable, durable acrylate
- Universal adhesive with high tack
and extreme adhesive power

Adhesive power on glass: 15 N/0.984 in.
Thermal stability: -40° F to 302° F permanent
Processing temperature: 41° F minimum
Solubility: soluble

Adhesive 4930

- Polyacrylate ester mixed with adhesive resin

Thermal stability: 199° F max.
300° F transient
Processing temperature: 50° F minimum
Solubility: insoluble

Adhesive 4965

- Polyacrylate ester mixed with adhesive resin

Thermal stability: 199° F max.
300° F transient
Processing temperature: 50° F minimum
Solubility: insoluble

Adhesive 5917

- Natural rubber, heat tempered
- High adhesive power on almost all substrates
- Quick and easy removal

Adhesive power on steel: 9.5 N/0.984 in.
Storage: not above 77° F and
55 % rel. humidity



Why polycarbonate labels instead of polyamide ones?

Murrplastik Systemtechnik uses high-quality polycarbonate for your label plates, meeting the requirements laid down by UL94 for the top fire classification V0. This offers clear advantages over polyamide as used by our competitors.

Polycarbonate (PC) is used for any applications requiring a high-quality surface finish in respect for scratch resistance and gloss level. As such, PC is widespread in the automotive sector, where examples of its use include headlight lenses and PC/ABS blends in the interior. Polyamide (PA) by contrast is rarely found in interior fittings, even in blends. Polyamides are, however, prevalent under the bonnet, for example, where less significance is attached to the appearance.




For use as a label plate, polyamide has another unfavorable property: ambient water absorption of approx. two percent by weight. This can cause dimensional variations (small dimensions at low temperatures and low air humidity, large dimensions at high temperatures and high air humidity). The absorption of water does not tend to affect the dimensions of the label

plates too severely, but it does take an undue impact on the properties of the material. Indeed, if water absorption is low, the material is very brittle and tends to break (e.g. when latching onto a terminal block). Conversely, if water absorption is high, then it is very soft and it may be difficult to separate plates from each other (tear response).

In terms of its inscription properties, polycarbonate is far ahead of polyamide. Since PC is more prone to chemical reaction, it lends itself well to ink and laser inscription as well. Whereas PA scarcely reacts to the energy application of laser light, the color change achieved with PC is outstanding.

The chemical reactivity of polycarbonate during inscription makes it an excellent abrasion-resistant surface for inks. If the resistance to abrasion and water is good in both materials, then inscriptions on polyamide wear off significantly if they come into contact with oil, petrol or ethyl alcohol. Polycarbonate, however, is also resistant to these substances.

Tested material properties and associated test procedures

Characteristic	Test procedure
 Flammability	Flammability according to UL94
 Halogen-free	The material for the ACS label plates may be described as halogen-free as per DIN/VDE 0472, Section 814. This means a total bromine and chlorine content < 0.2 % and fluorine < 0.1 %.
 UV light resistance	Test in ultraviolet light chamber in accordance with Murrplastik in-house standard. Assessment of labeling for clear legibility based on DIN EN ISO-4892-2.
Ageing	Regular testing in climate simulation chamber as per Murrplastik in-house standard
Functional testing	Trial mounting of sleeves at different temperatures. Assessment of fit at maximum and minimum diameters. Handling test on carrier/plate. Test on fit of plate in sleeve.
Hardness test	Test based on Shore A - ISO 868
Vibration, shock and impact testing	Vibration, shock and impact test conforming to DIN EN 50155 Point 10.2.11 Simulated durability test using increased wide band random vibration as specified by DIN EN 16373 (VDE 0155 Part 103): 1999-11 Point 9.1 Category 1B.
Smear resistance	Tests measuring resistance to wiping off when exposed to machine oil, water, ethyl alcohol and hand perspiration.
Scratch/abrasion resistance	Test determining changes to legibility with different types of inscription (ink / printing / laser) pursuant to Murrplastik in-house standard.
Chemical resistance of the inscription	Test for chemical resistance based on Murrplastik in-house standard.

Appendix





Sales agencies

Sales agencies/Germany



Postcode areas: Murrplastik Systemtechnik GmbH
 20095-32609 Sales Region North
 38100-38559 Phone: +49 7191 482-221
 Fax: +49 7191 482-280
 info@murrplastik.de

Postcode areas: Murrplastik Systemtechnik GmbH
 01067-06928 Sales Region East
 07318-07989 Phone: +49 33762 819 74
 08056-19417 Fax: +49 33762 819 75
 36404-36469 info@murrplastik.de
 39104-39649
 98527-99998

Postcode areas: Murrplastik Systemtechnik GmbH
 32657-35119 Sales Region West
 35260-35288 Phone: +49 7191 482-227
 36179-36289 Fax: +49 7191 482-280
 37073-37699 info@murrplastik.de
 38640-38899
 44135-49849
 58089-59969

Postcode areas: Murrplastik Systemtechnik GmbH
 35216-35239 Sales Region Southwest
 35305-36169 Phone: +49 7191 482-210/234
 36304-36399 Fax: +49 7191 482-280
 40210-42929 info@murrplastik.de
 50126-57648
 60308-69518
 74706-74939
 76726-76891
 97900-97999


Postcode areas: Murrplastik Systemtechnik GmbH
 86720-86759 Sales Region North Bavaria
 90402-93499 Phone: +49 7191 482-226
 95028-97896 Fax: +49 7191 482-280
 info@murrplastik.de

Postcode areas: Murrplastik Systemtechnik GmbH
 70173-74679 Sales Region South
 75015-76709 Phone: +49 7191 482-220
 -233/216/247
 77652-79879 Fax: +49 7191 482-280
 88045-88099 info@murrplastik.de
 88212-89299
 89518-89619

Postcode areas: Murrplastik Systemtechnik GmbH
 80331-86706 Sales Region Southern Bavaria
 86807-87789 Phone: +49 7191 482-237
 88131-88179 Fax: +49 7191 482-280
 89312-89447 info@murrplastik.de
 94032-94579

Sales agencies worldwide

Argentina



Nakase SRL
 Calle 49, Nr. 5764/66, B1653A0X
 Villa Ballester, Provincia Buenos Aires
 Phone: +54 11 4768 4242
 Fax: +54 11 4768 4242 111
 nakase@nakase.com
 ventas@nakase.com
 www.nakase.com

Australia



**N.L. Tucker & Associates
 Pty. Ltd.**
 50 Marni Street
 Dandenong South Victoria 3175
 Phone: +61 39 706 66 91
 Fax: +61 39 706 66 92
 vicsales@nltucker.com.au

**N.L. Tucker & Associates
 Pty. Ltd.**
 12 b Pitt Way
 Booragoon, Perth,
 Western Australia 6154
 Phone: +61 89 330 79 11
 Fax: +61 89 317 15 44
 sales@nltucker.com.au

Belgium



ATEM NV/SA
 Bedrijven Park De Veert 4
 2830 Willebroek
 Phone: +32 38 661 80 0
 Fax: +32 38 661 82 8
 info@atem.be

Brazil



Murrelektronik do Brasil Ltda.
 Av. Interlagos 3493
 04661-200 São Paulo
 Phone: +55 11 563 230 00
 Fax: +55 11 563 330 22
 info@murrelektronik.com.br
 www.murr.com.br

China



Murrplastik Asia Co., Ltd.
 1802 Rm. No. 218
 Hengfeng Rd.
 200070 Shanghai
 Phone: +86 21 5128-6925
 Fax: +86 21 5128-6929
 info@murrplastik.com.cn
 www.Murrplastik.com.cn

Denmark



Brødrene Eegholm A/S
 Grundtvigs Allé 165-169
 6400 Sønderborg
 Phone: +45 73 121 21 2
 Fax: +45 73 121 21 3
 eegholm@eegholm.dk

Finland



Murrelektronik Oy
 Koukkukatu 1
 15700 Lahti
 Phone: +358 388 240 00
 Fax: +358 388 240 40
 myynti@murrelektronik.fi

France



Murrtechnic S.à.r.l
 Zone Industrielle Sud
 6 rue Manurhin
 B.P. 62
 68120 Richwiller
 Phone: +33 389 570 01 0
 Fax: +33 389 530 96 6
 murrtechnic@murrtechnic.eu
 www.murrtechnic.eu

Greece



2 Kappa Ltd.
 Stadiou 40
 57009 Thessaloniki (Kalohori)
 Phone: +30 2310 77 55 12
 Fax: +30 2310 77 55 14
 info@2kappa.gr

Great Britain



Murrelektronik Ltd.
 Albion Street
 Pendlebury Industrial Estate,
 Swinton
 Manchester M27 4FG
 Phone: +44 161 728 31 33
 Fax: +44 161 728 31 30
 sales@murrelektronik.co.uk
 www.murrelektronik.co.uk

Hong Kong



Worldtex & Co. (HK) Ltd.
 Unit 11, 11/F.,
 Tins Enterprises Centre,
 777 Lai Chi Kok Rd.,
 Cheung Sha Wan,
 Kowloon, Hong Kong
 Phone: +852 2781 18 60
 Fax: +852 2781 47 33
 info@worldtex-co.com.hk

India



Rajdeep Automation Pvt Ltd
 Survey # 143,
 Pune Sinhgad Road
 Vadgaon Dhayri
 Pune 411 041
 Phone: +91 22 2382 8092
 Fax: +91 22 2389 3252
 info@rajdeep.in
 www.rajdeep.in

Israel



EL-KAM Agencies and Trading Ltd.
 26, Ha'ta'as St.
 44425 Kfar-Saba
 Phone: +972 9 765 88 08
 Fax: +972 9 765 85 45
 el-kam@el-kam.com

Sales agencies worldwide

Italy



Murrplastik Italia S.r.L.
Via Circo, 18
20123 Milano
Phone: +39 02 85680570
Fax: +39 02 80503469
info@murrplastik.it
info@murrplastik.it

Japan



Kitagawa Industries Co. Ltd.
Sales Dept., FAO: Mr. S. Nishikawa
Sengoku Bldg. 6F
2-4-15 Nihonbashi-Muromachi
Chuo-Ku, TOKYO 103-0022
Phone: +81 3 32 41 13 03
Fax: +81 3 52 55 64 35
nishikawa@kitagawa-ind.co.jp
www.kitagawa-ind.com

Lithuania



HIDROTEKA Engineering Services
Chemijos 29E
51333 Kaunas
Phone: +370 37 35 21 95
Fax: +370 37 76 05 00
arunas@hidroteka.lt
www.hidroteka.lt

Netherlands



Murrelektronik B.V.
Meerpaal 1
4904 SK Oosterhout (NB)
Phone: +31 162 49 24 11
Fax: +31 162 49 24 15
sales@murrelektronik.nl
www.murrelektronik.nl

Norway



Murrelektronik A/S
Kartverksveien 12
3504 Honefoss
Phone: +47 32 179 08 0
Fax: +47 32 179 09 0
post@murrelektronik.no
www.murrelektronik.no

Austria



Murrplastik Systemtechnik GmbH
Fabrikstraße 10
D-71570 Oppenweiler (Germany)
Phone: +43 732 660 870
Fax: +43 732 660 872
info@murrplastik.at
www.murrplastik.at

Poland



POLTECHNIK Sp. z o.o.
Blonie, ul. Uslugowa 2
55-330 Miękinia kł Wrocławia
Phone: +48 71 725 54 49
+48 71 353 86 94
Fax: +48 71 722 42 87
+48 71 353 86 96
info@poltechnik.pl
www.poltechnik.pl

Portugal



F.Fonseca, S.A.
Rua João Francisco do Casal, 87/89
Apartado 3003 - Esgueira
3801-997 Aveiro
Phone: +351 234 303 900
Fax: +351 234 303 910
ffonseca@ffonseca.com

Sweden



Murrplastik Systemtechnik GmbH
Fabrikstrasse 10
71570 Oppenweiler
Phone: +49 7191 48 20
Fax: +49 7191 482 280
info@murrplastik.de
www.murrplastik.de

Switzerland



Murrplastik AG
Ratihard 40
8253 Willisdorf
Phone: +41 52 646 06 46
Fax: +41 52 646 06 40
info@murrplastik.ch
www.Murrplastik.ch

Singapore



Balluff Asia Pte. Ltd.
Blk 1004, Toa Payoh Industrial Park
Lorong 8, # 03 - 14 89
Singapore 31 90 76
Phone: +65 6 252 43 84
Fax: +65 6 252 90 60
balluff@balluff.com.sg

Slovakia



SCHMACHTL SK s.r.o.
Valchárska 3
821 09 Bratislava
Phone: +42 12 582 75 611
Fax: +42 12 582 75 601
office@schmachtl.sk

Slovenia



Senzorji SB d.o.o.
Ulica Kurbisevih 53a
2204 Miklavz na Dravskem polju
Phone: +386 2 6290 300
Fax: +386 2 6290 302
senzorji.sb@siol.net

Spain



Murrplastik S.L.
Paseo Ubarburu, 76
Pabellón 34, poligono 27
20014 San Sebastián
Phone: +34 943 444 837
Fax: +34 943 472 895
info@murrplastik.es
www.Murrplastik.es

South Africa



Innomatic
42 Monte Carlo Crescent
Kyalami Park, Midrand
Gauteng
Phone: +27 11 466 01 74
Fax: +27 11 466 02 23
sales@innomatic.co.za

South Korea



KPI Co. Ltd.
B-123 neo business center
14-7 Pal Yong-Dong
Kyung Sang Nam-Do
641-465 Chang Won City
Phone: +82 551 284 88 25
Fax: +82 551 287 79 54
kpi@kpi-korea.com

Wooil Engineering Corp.
Room #801, 403dong,
Bucheon Techno park
Yakdae-don, Bucheon-si,
Kyunggi-do
Phone: +82 32 326 5701
Fax: +82 32 326 5714
wooil@wooilcns.co.kr
www.wooilcns.co.kr

Taiwan



Lintronix Co., Ltd.
4F, No. 651-6, Chung Cheng Road,
242 Hsin Chuang
Taipei, Taiwan
Phone: +886 2 290 81 66 6
Fax: +886 2 290 81 67 8
info@lintronix.com.tw
www.lintronix.com.tw

Autonix Co., Ltd.
3.FL., 124 Chung-Cheng Road,
Shihlin 11145
Taipei, Taiwan
Phone: +886 2 8866 1234
Fax: +886 2 8866 1239
day111@ms23.hinet.net

Thailand



Compomax Company Ltd.
16 Soi Ekamai 4, Sukhumvit 63 Rd.
Prakanongnua, Vadhana
Bangkok, 10110
Phone: +66 2 726 95 95
Fax: +66 2 726 98 60
info@compomax.co.th

Czech Republic




Schmachtl CZ spol. s.r.o.
Elektrotechnika
Vestec 185
252 42 Jesenice
Phone: +422 440 01 50 0
Fax: +422 449 10 70 0
office@schmachtl.cz
www.schmachtl.cz

Turkey



Pinar Mühendislik LTD. ŞTD.
Perpa Ticaret Merkezi
A Blok Kat 11 No:1477
80270 Okmeydani-Istanbul
Phone: +90 212 220 02 77
Fax: +90 212 220 13 16
info@pinarmuh.com.tr
www.pinarmuh.com.tr

Ukraine



Ropla Elektronik
Solomenskaya Str. 1
Office No 205-209
03035 Kiev
Phone: +380 44 248 80 48
Fax: +380 44 248 81 17
info@ropla.kiew.ua

Hungary



Technika G.K.M. Kft.
Csiki u. 1.
2040 Budaörs
Phone: +36 23 424 888
Fax: +36 23 424 858
wieland@technikagkm.hu
www.technikagkm.hu

USA



Murrplastik Systems Inc.
2367 North Penn Road
Suite 200
Hatfield, PA 19440
Phone: +1 215 822 7625
Fax: +1 215 822 7626
cablemgmt@murrplastik.com
www.Murrplastik.com



Type – Index

Type	Page
ABB	109
AK	204
ALM	58,135,152,155,172
ALU	58,135,152,155,172
Aluminum oxide	199
ALU-N lubricant	198
ASI-Snap	43,215
B+R	117
BF	213
BK	45
BMA	148
BNW	206
BS	56,124
BT	146
BT-Harmony	146
BTK	146
BT-SR	148
BZS	126,149
BZS T	205
Cable duct holder	129
CAM	188
CAM (accessories)	189
Clamping socket	129
Cleaner	183
Cleaning set:	183
Cleaning Unit	183
Disposable pens	182
Distance plate	129
DM	58,135,152,155,172
DMG	58,135,152,155,172
Double-fluted cutter	194
EDG	134
ELG	132
ELO	133,151
ELPT	132
ELW	132,151
End cap	129,149
Engraving set MVPS-G3G	178
ESL	57
ETH	57,132
GP4E	181
GPKND	181
GPME	181
GPU	181
GPx	181
GPxST	187
Graver	192

Type	Page
GRPD/x	181
Hand pen	182
Hand pens	182
HK	204
HP pens	182
Indicator	129
Ink	183
Ink pen	182
KAB	79,108
KB	212
KBL	217
KBM	212
KBW	210
KBW/M	211,212
KDE	53
KES	114
KET	80
KH	216
KKB	212
KKBW	210
KKM	121
KLG	81
KM	37,120,123,208
KM (variable length)	38
KM plugs	42
KM-B	39,122
KMH	40
KMH/Q	41
KMO	110
KMO adapter	110
KMR	82
KM-T	205
KNDT	53
KNDW	53
KPF	115
KPX	83
KS (single-line)	48,111,131
KSA	106
KSE	54
KSF	112
KSI	85
KSK	118
KSL	113
KSN	55
KSN sample set	55
KSO	52,13
KSO/KS	130

Type	Page
KSS	105
KSZ	119
KT	26
KT (yard goods)	28
KT-B	29
KT-B (yard goods)	31
KTE	107
KTH	32
KTH/Q	34
KTH/Q (yard goods)	36
KTN	44
KWI	86
Label plate (multi-line)	51,150,155
Label plate (sing. line/split version)	50
Laser Set MVPS-G3L	179
Milling cutter/rub-out	193,195
MPKSN	55
MU	183
MVPS-G3	176
MVPS-G3-T	175
MVPS-G3-XXL	177
MW	53,55
MZ	204
Pen Cleaner	183
Porty	184
Pressure ball	183
Refillable pens	182
Ribbon Set	187
SB / SBF	218
S-BTK	147
SF	189
SH	214
Sheet label pen	182
S-hooks	219
SKDL/E	125
SKS	104
Software	162
Spacer	129
TA	127,146,155
Thermal lamination system	185
TK	88
TMG	58,135,152,155,172
TS	155
UAZ	209
VS	57
WGO	87,116

All information with respect to the chemical and physical properties of Murrplastik products as well as application advice given verbally, in writing or by tests, is given to the best of our knowledge.

It does not exempt the purchaser from the duty to carry out inspections and tests to determine the exact suitability of the products for the intended use.

The purchaser is solely liable for the application, use, and installation of the products. He must also comply with the legal and official provisions, and observe any possible property rights of third parties.

Our General Terms and Conditions shall apply.

Technical alterations reserved.



Head Office

Germany

Murrplastik Systemtechnik GmbH
Postfach 1143
71567 Oppenweiler
☎ +49 7191 48 20
✉ +49 7191 482 280
www.murrplastik.de
info@murrplastik.de

Austria

Murrplastik Systemtechnik GmbH
☎ +43 732 660 870
✉ +43 732 660 872
www.murrplastik.at
info@murrplastik.at

China

Murrplastik Asia Co., Ltd.
1802 Rm. No. 218
Hengfeng Rd.
200070 Shanghai
☎ +86 21 512 869 25
✉ +86 21 512 869 29
www.murrplastik.com.cn
info@murrplastik.com.cn

France

Murrtechnic S.à.r.l
Zone industrielle Sud, 6 rue Manurhin
B.P. 62, 68120 Richwiller
☎ +33 389 570 010
✉ +33 389 530 966
www.murrtechnic.eu
murrtechnic@murrtechnic.fr

Italy

Murrplastik Italia S.r.L.
Via Circo, 18
20123 Milano
☎ +39 02 856 805 70
✉ +39 02 805 034 69
www.murrplastik.it
info@murrplastik.it

Spain

Murrplastik S.L.
Paseo Ubarburu, 76
Pabellón 34, polígono 27
20014 San Sebastián
☎ +34 943 444 837
✉ +34 943 472 895
www.murrplastik.es
info@murrplastik.es

Switzerland

Murrplastik AG
Ratihard 40
8253 Willisdorf
☎ +41 52 646 06 46
✉ +41 52 646 06 40
www.murrplastik.ch
info@murrplastik.ch

USA

Murrplastik Systems, Inc.
2367 North Penn Road
Suite 200
Hatfield, PA 19440
☎ +1 (215) 822-7625
✉ +1 (215) 822-7626
www.murrplastik.com
cablemgmt@murrplastik.com



0101BU



MP8903864000

Labeling



All articles bearing this sign are **halogen-free**



This article corresponds to the EU guideline (RoHS) 2002/95/EC

Installation method



Sleeve system

Mount by sliding sleeve over product



Direct labeling system

Direct push-on mounting system



Cable tie system with sleeves

Sleeve mounted with cable ties



Cable tie system label

Plate mounted with cable ties



Cable ties

Mounted with cable ties



Clamping system

Sleeve clamped into place



Self-clamping system

Self-clamping base used to mount holder



Adhesive system

Plate glued into place



Snap-in system

Plate snapped into place



Strip system

Strip snapped into place



Rivet system

Plate riveted into place



Screw-in system

Plate screwed into place

Inscription technique



Inscription with **plotter**



Inscription with **hand pen**



Inscription with **laser option/MVPS-G3**



Inscription by **engraving**



Inscription with **matrix printer**



Inscription with **(office) laser printer**



Inscription through **thermal lamination system**



Inscription with **ink-jet printer**



Pre-inscribed label plate

Typical use environment Specifications



Typical use environment:

Industrial application
Switchboard plants
Terminal boxes
Control systems etc.



Typical use environment:

Industrial application and mechanical engineering
Light to moderate soiling
Resistant to mechanical abrasion,
Resistant to standard cleaning agents



Typical use environment:

Heavy industrial use
Industrial and mechanical engineering, heavy soiling
Contact with media of all types

Temperature range



Material



Fire classification according to UL 94



Additional notes on product characteristics, on usage and on processing



Product approvals



Automobile industry

Product approvals for facilities and machinery in the auto industry including at Audi, BMW, Citroën Peugeot, Daimler AG, Fiat, Karmann, Opel, Renault, VW.



Public buildings and institutions

Product approvals for media-conducting systems (power, air, water), hygienic use, control, network, warning and signal units.



Air, water, street transport

Product approval for
Aircraft: media-conducting systems, electric, hydraulic
Watercraft: Electro, hydraulic, pneumatic
Street vehicles: Bus, lorry, special vehicles.



Rail vehicles

Product approvals for rail vehicles from Siemens, Bombardier, Alstom, Talgo for local and long-distance travel and for regional travel systems.

DUOMATT color combinations

Color combinations / color codes			Surface / base color
WS	SW		white/black
SW	WS		black/white
GE	SW		yellow/black
RT	WS		red/white
BL	WS		blue/white
GE	WS		green/white
WS	RT		white/red
GE	RT		yellow/red
SI	SW		silver/black
GO	SW		gold/black
OR	WS		orange/white
GR	SW		grey/black
SSI	SW		Siemens silver/black

Other color combinations can be supplied on request.
The color patterns depicted here may vary from the actual original material colors due to printing reasons.

Turn over for information on installation and inscription methods.
Please open out if necessary.