


Data sheet | Item number: 745-633

Jumper; 3-way; unplated; silver-colored

www.wago.com/745-633



Data

Electrical data

Ratings per IEC/EN

Rated current 76 A

Physical data

Pin spacing 15 mm / 0.591 inches

Jumper assignment 1-2-3

Mechanical data

Suitable for 745 Series (16 mm²) and 2716 Series

Material data

Note (material data) [Information on material specifications can be found here](#)

Subject to changes. Please also observe the further product documentation!

WAGO GmbH & Co. KG
Hansastr. 27
32423 Minden
Phone: +49571 887-0 | Fax: +49571 887-169
Email: info.de@wago.com | Web: www.wago.com

Do you have any questions about our products?
We are always happy to take your call at +49 (571) 887-44222.



Color	silver-colored
Contact material	Copper alloy
Contact plating	Tin
Weight	3.3 g

Commercial data

Product Group	4 (Printed Circuit Connectors)
eCl@ss 10.0	27-14-11-40
eCl@ss 9.0	27-44-04-92
ETIM 8.0	EC000489
ETIM 7.0	EC000489
ECCN	NO DATA
PU (SPU)	200 (50) pcs
Packaging type	box
Country of origin	CH
GTIN	4017332810623
Customs tariff number	85366990990

Environmental Product Compliance

RoHS Compliance Status	Compliant, No Exemption
------------------------	-------------------------

Downloads

Documentation

Additional Information

Technical Section	2019 年4月3日	pdf	Download
Technical explanations		2.1 MB	

CAD/CAE-Data

CAD data

2D/3D Models 745-633	URL	Download
----------------------	-----	----------

CAE data

ZUKEN Portal 745-633	URL	Download
----------------------	-----	----------

Asset Administration Shell

Subject to changes. Please also observe the further product documentation!

WAGO GmbH & Co. KG
 Hansastr. 27
 32423 Minden
 Phone: +49571 887-0 | Fax: +49571 887-169
 Email: info.de@wago.com | Web: www.wago.com

Do you have any questions about our products?
 We are always happy to take your call at +49 (571) 887-44222.

Asset Administration Shell 745-633

[URL](#)

[Download](#)

Environmental Product Compliance

Compliance Search


Environmental Product Compliance 745-633

[URL](#)


[Download](#)

Jumper; 3-way; unplated; silver-colored


Installation Notes



Inserting a comb-style jumper bar.



To insert a comb-style jumper bar, push it down using a screwdriver until it hits the backstop – 745 Series.



To remove the jumper bar, lift it up using a screwdriver – 745 Series.

Subject to changes. Please also observe the further product documentation!