

Data sheet | Item number: 745-392

Jumper; 2-way; silver-colored

www.wago.com/745-392



Data

Electrical data

Ratings per IEC/EN

Rated current

41 A

Subject to changes. Please also observe the further product documentation!

WAGO GmbH & Co. KG

Hansastr. 27

32423 Minden

Phone: +49571 887-0 | Fax: +49571 887-169

Email: info.de@wago.com | Web: www.wago.com

Do you have any questions about our products?

We are always happy to take your call at +49 (571) 887-44222.



Physical data

| | |
|-------------------|----------------------|
| Pin spacing | 10 mm / 0.394 inches |
| Jumper assignment | 1-2 |

Mechanical Data

| | |
|----------|---|
| Suitable | for 745 Series (6 mm ²) and 2706 Series |
|----------|---|

Material data

| | |
|----------------------|--|
| Note (material data) | Information on material specifications can be found here |
| Color | silver-colored |
| Contact material | Copper alloy |
| Contact plating | Tin |
| Weight | 1.7 g |

Commercial data

| | |
|-----------------------|--------------------------------|
| Product Group | 4 (Printed Circuit Connectors) |
| eCl@ss 10.0 | 27-14-11-40 |
| eCl@ss 9.0 | 27-44-04-92 |
| ETIM 8.0 | EC000489 |
| ETIM 7.0 | EC000489 |
| ECCN | NO DATA |
| PU (SPU) | 250 (50) pcs |
| Packaging type | box |
| Country of origin | CH |
| GTIN | 4044918303460 |
| Customs tariff number | 85366990990 |

Environmental Product Compliance

| | |
|------------------------|-------------------------|
| RoHS Compliance Status | Compliant, No Exemption |
|------------------------|-------------------------|

Downloads

Documentation

Additional Information

Technical Section

Subject to changes. Please also observe the further product documentation!

Technical explanations

2019 年4月3日

pdf
2.1 MB

[Download](#)

CAD/CAE-Data

CAD data

2D/3D Models 745-392

[URL](#)

[Download](#)

CAE data

ZUKEN Portal 745-392

[URL](#)

[Download](#)

Asset Administration Shell

Asset Administration Shell 745-392

[URL](#)

[Download](#)

Environmental Product Compliance

Compliance Search


Environmental Product Compliance 745-392

[URL](#)


[Download](#)

Jumper; 2-way; silver-colored

Installation Notes



Inserting a comb-style jumper bar.



To insert a comb-style jumper bar, push it down using a screwdriver until it hits the backstop – 745 Series.

Subject to changes. Please also observe the further product documentation!

WAGO GmbH & Co. KG

Hansastr. 27


32423 Minden

Phone: +49571 887-0 | Fax: +49571 887-169

Email: info.de@wago.com | Web: www.wago.com

Do you have any questions about our products?

We are always happy to take your call at +49 (571) 887-44222.



To remove the jumper bar, lift it up using a screwdriver – 745 Series.

Subject to changes. Please also observe the further product documentation!