


Data sheet | Item number: 745-194
Jumper; 4-way; unplated; silver-colored

www.wago.com/745-194



i Picture differs from the item.

Color:

Data

Electrical data

Ratings per IEC/EN

Rated current	32 A
---------------	------

Physical data

Pin spacing	7.5 mm / 0.295 inches
-------------	-----------------------

Jumper assignment	1-2-3-4
-------------------	---------

Mechanical data

Suitable	for 745 Series (4 mm ²)
----------	-------------------------------------

Subject to changes. Please also observe the further product documentation!

WAGO GmbH & Co. KG
Hansastr. 27
32423 Minden
Phone: +49571 887-0 | Fax: +49571 887-169
Email: info.de@wago.com | Web: www.wago.com

Do you have any questions about our products?
We are always happy to take your call at +49 (571) 887-44222.



Material data

Note (material data)

Information on material specifications can be found here

Color	silver-colored
Contact material	Copper alloy
Contact plating	Tin
Weight	1.9 g

Commercial data

Product Group	4 (Printed Circuit Connectors)
eCl@ss 10.0	27-14-11-40
eCl@ss 9.0	27-44-04-92
ETIM 8.0	EC000489
ETIM 7.0	EC000489
ECCN	NO DATA
PU (SPU)	200 (50) pcs
Packaging type	box
Country of origin	CH
GTIN	4044918303361
Customs tariff number	85366990990

Environmental Product Compliance

RoHS Compliance Status	Compliant, No Exemption
------------------------	-------------------------

Downloads

Documentation

Additional Information

Technical Section	2019 年4月3日	pdf	Download
Technical explanations		2.1 MB	

Environmental Product Compliance


Compliance Search

Environmental Product Compliance 745-194	URL	Download
--	-----	----------


Subject to changes. Please also observe the further product documentation!

Jumper; 4-way; unplated; silver-colored


Installation Notes



Inserting a comb-style jumper bar.



To insert a comb-style jumper bar, push it down using a screwdriver until it hits the backstop – 745 Series.



To remove the jumper bar, lift it up using a screwdriver – 745 Series.

Subject to changes. Please also observe the further product documentation!