


Data sheet | Item number: 745-184  
Jumper; 4-way; unplated; silver-colored

[www.wago.com/745-184](http://www.wago.com/745-184)



## Data

### Electrical data

### Ratings per IEC/EN

Rated current	32 A
---------------	------

### Physical data

Pin spacing	5 mm / 0.197 inches
-------------	---------------------

Jumper assignment	1-2-3-4
-------------------	---------

### Mechanical data

Suitable	for 745 Series (4 mm <sup>2</sup> )
----------	-------------------------------------

Subject to changes. Please also observe the further product documentation!

WAGO GmbH & Co. KG  
Hansastr. 27  
32423 Minden  
Phone: +49571 887-0 | Fax: +49571 887-169  
Email: [info.de@wago.com](mailto:info.de@wago.com) | Web: [www.wago.com](http://www.wago.com)

Do you have any questions about our products?  
We are always happy to take your call at +49 (571) 887-44222.



## Material data

Note (material data)

Information on material specifications can be found here

Color	silver-colored
Contact material	Copper alloy
Contact plating	Tin
Weight	1.8 g

## Commercial data

Product Group	4 (Printed Circuit Connectors)
eCl@ss 10.0	27-14-11-40
eCl@ss 9.0	27-44-04-92
ETIM 8.0	EC000489
ETIM 7.0	EC000489
ECCN	NO DATA
PU (SPU)	200 (50) pcs
Packaging type	box
Country of origin	CH
GTIN	4044918303293
Customs tariff number	85366990990

## Environmental Product Compliance

RoHS Compliance Status	Compliant, No Exemption
------------------------	-------------------------

## Downloads

### Documentation

#### Additional Information

Technical Section	2019 年4月3日	pdf	Download
Technical explanations		2.1 MB	

## CAD/CAE-Data

### CAD data

2D/3D Models 745-184	URL	Download
----------------------	-----	----------

Subject to changes. Please also observe the further product documentation!

---

### CAE data

ZUKEN Portal 745-184

[URL](#)

[Download](#)

---

### Asset Administration Shell

Asset Administration Shell 745-184

[URL](#)

[Download](#)

---

## Environmental Product Compliance

### Compliance Search

Environmental Product Compliance 745-184


[URL](#)

[Download](#)


---

Jumper; 4-way; unplated; silver-colored

## Installation Notes



Inserting a comb-style jumper bar.



To insert a comb-style jumper bar, push it down using a screwdriver until it hits the backstop – 745 Series.

Subject to changes. Please also observe the further product documentation!

---

WAGO GmbH & Co. KG

Hansastr. 27


32423 Minden

Phone: +49571 887-0 | Fax: +49571 887-169

Email: [info.de@wago.com](mailto:info.de@wago.com) | Web: [www.wago.com](http://www.wago.com)

Do you have any questions about our products?

We are always happy to take your call at +49 (571) 887-44222.



To remove the jumper bar, lift it up using a screwdriver – 745 Series.

Subject to changes. Please also observe the further product documentation!