

1SNK916304R0000 ✓ ACTIVE

ENTRELEC | ENTRELEC SNK

TE Internal #: 1SNK916304R0000

Terminal Block & Strip Conducting Accessories, Jumper Bar, 4 Pole, Orange, Product Spacing .63 in [16 mm], -67 – 230 °F [-55 – 110 °C], ENTRELEC SNK

[View on TE.com >](#)



Connectors > Terminal Blocks & Strips > Terminal Block & Strip Accessories > Terminal Block & Strip Conducting Accessories



Conducting Accessory Type: **Jumper Bar**

Number of Poles: **4**

PCB Mount Retention Type: **Screw**

Primary Product Color: **Orange**

Product Spacing: **16 mm [.63 in]**

Features

Product Type Features

Conducting Accessory Type	Jumper Bar
---------------------------	------------

Configuration Features

Number of Poles	4
-----------------	---

Electrical Characteristics

Operating Voltage Rating (UL & CSA) (Max) - Main Circuit	600 V
Impulse Withstanding Voltage Rating (IEC)	8000 V
Voltage Rating (CSA)	600 V
Current Rating (CSA)	150 A
Short-Time Withstanding Current Rating @ 1s	4200 A
Power Loss	4 W
Dielectric Withstanding Voltage (Max)	2200 V
Voltage Rating (IEC)	1000 V
Current Rating (IEC)	125 A

Body Features

Plastic & Resin Material Type	Polyamide
Product Weight	22 g[.776 oz]
Primary Product Color	Orange

Contact Features

Contact Current Rating (Max)	125 A
------------------------------	-------

Mechanical Attachment

Tightening Torque	10.6 in-lbs
PCB Mount Retention Type	Screw

Dimensions

Tool Size	5.5 mm[.217 in]
Product Depth	23.4 mm[.921 in]
Product Width	16 mm[.629 in]
Product Height	59.5 mm[2.343 in]
Product Spacing	16 mm[.63 in]

Usage Conditions

Installation Temperature Range	-5 – 40 °C[23 – 104 °F]
Operating Temperature Range	-55 – 110 °C[-67 – 230 °F]

Industry Standards

IP Rating	IP20
-----------	------

Product Compliance

[For compliance documentation, visit the product page on TE.com>](#)

EU RoHS Directive 2011/65/EU	Compliant
EU ELV Directive 2000/53/EC	Compliant
China RoHS 2 Directive MIIT Order No 32, 2016	No Restricted Materials Above Threshold
EU REACH Regulation (EC) No. 1907/2006	Current ECHA Candidate List: JAN 2024 (240) Candidate List Declared Against: JAN 2024 (240) Does not contain REACH SVHC
Halogen Content	Low Halogen - Br, Cl, F, I < 900 ppm per homogenous material. Also BFR/CFR/PVC Free
Solder Process Capability	Not reviewed for solder process capability

Product Compliance Disclaimer

This information is provided based on reasonable inquiry of our suppliers and represents our current actual knowledge based on the information they provided. This information is subject to change. The part numbers that TE has identified as EU RoHS compliant have a maximum concentration of 0.1% by weight in homogenous materials for lead, hexavalent chromium, mercury, PBB, PBDE, DBP, BBP, DEHP, DIBP, and 0.01% for cadmium, or qualify for an exemption to these limits as defined in the Annexes of Directive 2011/65/EU (RoHS2). Finished electrical and electronic equipment products will be CE marked as required by Directive 2011/65/EU. Components may not be CE marked. Additionally, the part numbers that TE has identified as EU ELV compliant have a maximum concentration of 0.1% by weight in homogenous materials for lead, hexavalent chromium, and mercury, and 0.01% for cadmium, or qualify for an exemption to these limits as defined in the Annexes of Directive 2000/53/EC (ELV). Regarding the REACH Regulation, the information TE provides on SVHC in articles for this part number is based on the latest European Chemicals Agency (ECHA) 'Guidance on requirements for substances in articles' posted at this URL: <https://echa.europa.eu/guidance-documents/guidance-on-reach>

Compatible Parts



TE Part # 1SNK516010R0000
ZS35



TE Part # 1SNK900101R0000
CS



TE Part # 1SNA105124R1600
M35/16



TE Part # 1SNA115124R0700
M35/16



TE Part # 1SNA125124R0100
M35/16.N



TE Part # 1SNA400194R2100
M35/16



TE Part # 1SNA400195R2200
M35/16



TE Part # 1SNA400196R2300
M35/16



TE Part # 1SNK516011R0000
ZS50



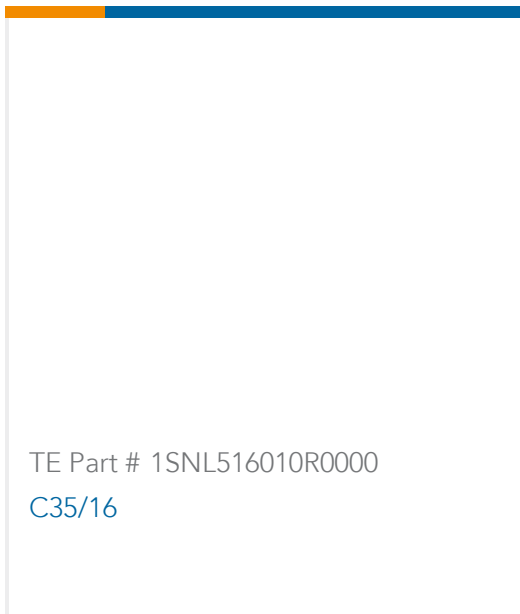
TE Part # 1SNK516020R0000
ZS35-BL



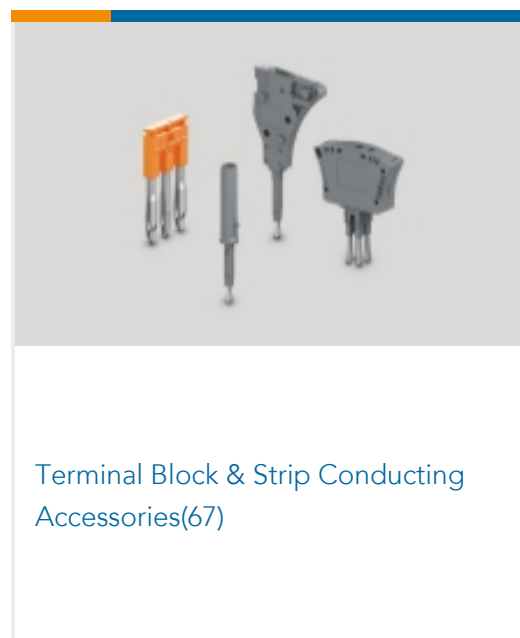
TE Part # 1SNK516021R0000
ZS50-BL



TE Part # 1SNK516030R0000
ZS35-OR

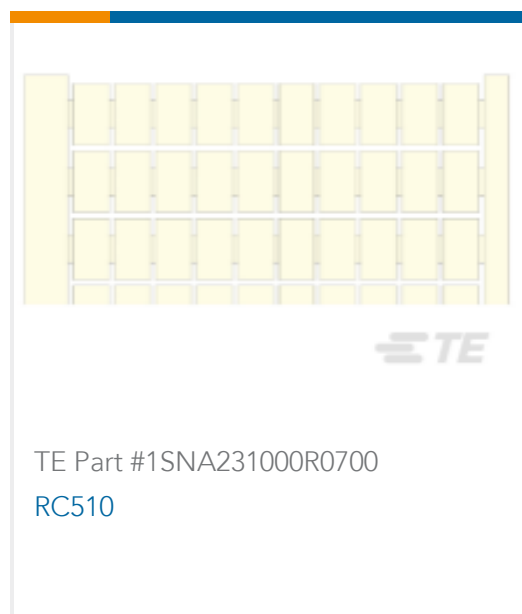


Also in the Series | ENTRELEC SNK



Customers Also Bought





Documents

CAD Files

[3D PDF](#)

[3D](#)

Customer View Model

[ENG_CVM_CVM_1SNK916304R0000_A.2d_dxf.zip](#)

English

Customer View Model

[ENG_CVM_CVM_1SNK916304R0000_A.3d_igs.zip](#)

English

Customer View Model

[ENG_CVM_CVM_1SNK916304R0000_A.3d_stp.zip](#)

English

By downloading the CAD file I accept and agree to the [Terms and Conditions](#) of use.

Datasheets & Catalog Pages

[Catalogue - ENTRELEC terminal-blocks-sna-series](#)

English

[ENTRELEC Terminal Block - Master Catalog](#)

[ENTRELEC Terminal Block - Master Catalog](#)

English

[JB16-4](#)

English

[SNK SERIES TERMINAL BLOCKS](#)

English

[ENTRELEC Terminal Blocks Catalogue \(RUS\)](#)