

CX SERIES


SPRING TERMINAL BLOCKS

GROUND / EARTH TERMINAL BLOCKS


CXG2.5




CXG4



CXG6



CXG10



Dimensions

Width	5 mm	6 mm	8 mm	10 mm
Length	49.7 mm	54.8 mm	62.1 mm	62.1 mm
Height w DIN Rail	35 x 7.5 mm 35 x 15 mm	38.0 mm 45.5 mm	38.0 mm 45.5 mm	43.0 mm 50.5 mm

Technical Data/Ratings

Approvals								
Wire Size (solid stranded)	24-12 AWG	0.2-2.5 mm ²	24-10 AWG	0.2-4 mm ²	24-8 AWG	0.2-6 mm ²	24-6 AWG	0.2-10 mm ²
Voltage Rating	600 V	1000 V	600 V	1000 V	600 V	1000 V	600 V	1000 V
Current Rating	—	—	—	—	—	—	—	—
Insulation Material	Polyamide 66		Polyamide 66		Polyamide 66		Polyamide 66	

Installation Instructions

Wire Stripping Length	10 mm	10 mm	10 mm	18 mm
Screwdriver	0.5x3 mm	0.6x3.5 mm	0.8x4 mm	0.8x4 mm

Terminal Blocks

	Cat. No.	Std. Pk.	Cat. No.	Std. Pk.	Cat. No.	Std. Pk.	Cat. No.	Std. Pk.
Yellow / Green	CXG2.5	100	CXG4	100	CXG6	100	CXG10	50

Accessories

	Cat. No.	Std. Pk.	Cat. No.	Std. Pk.	Cat. No.	Std. Pk.	Cat. No.	Std. Pk.	
End Plate	EPCX2.5	50	EPCX4	50	EPCX6	50	EPCX10	20	
Partition Plate	PPCX4	20	PPCX4	20	PPCX10	20	PPCX10	20	
DIN Rail	2511120 CA701-15/S	20 20	2511120 CA701-15/S	20 20	2511120 CA701-15/S	20 20	2511120 CA701-15/S	20 20	
End Stop	CA702 CA802 CA103	50 50 50	CA702 CA802 CA103	50 50 50	CA702 CA802 CA103	50 50 50	CA702 CA802 CA103	50 50 50	
Shorting Link/ Jumpers	2 pole 3 pole 4 pole 10 pole	JX2.5/2 JX2.5/3 JX2.5/4 JX2.5/10	100 50 50 10	JX4/2 JX4/3 JX4/4 JX4/10	100 50 50 10	JX6/2 JX6/3 JX6/4 JX6/10	100 50 50 10	JX10/2 — — —	20 — — —
Warning Label	WLX2.5	50	WLX4	100	WLX6	100	WLX10	100	
Test Plug	TX2.5	50	TX4	50	TX6	50	TX10	50	
Marking Tag	MT5	100	MT6	100	MT8	100	MT10	100	