

## Item description

### Distribution connector *WINSTA*® MIDI 5-pole

The *WINSTA*® MIDI distribution connector with protection type IP20 is the pluggable solution for your use in control cabinets, for lighting connections or on PCBs. WAGO pluggable installation connectors are useful when criteria repeat or are planned on a specified grid, for example for installing grid lighting or flush-mount lighting. For greater security in electrical installations, the pluggable installation connector is provided with mechanical protection against mismatching. The pluggable installation connector is protected against ingress by solid objects in accordance with protection type IP20 (When mated: IP2xC (These compact connectors are not designed for use in open, easily accessible areas!)). The *WINSTA*® MIDI pluggable installation connector with A coding in white or black is normally used for general mains applications in power distribution. This pluggable installation connector can be used for a current load of up to 25 A. Therefore, it can also be used for high power loads. The *WINSTA*® MIDI product line guarantees flexibility for the electrical installation. Through its Push-in CAGE CLAMP® spring pressure connection technology, it ensures time-saving, error-free installation and offers customization and flexibility for meeting an enormous variety of installation requirements.

Subject to changes. Please also observe the further product documentation!



## Lower costs through fast commissioning and elimination of service expenses – solutions from WINSTA® MIDI

The WINSTA® Pluggable Connection System allows pluggable electrical installation. This saves time, lowers costs, and reduces the need for servicing. Choose durability and quality – with protection against mismating from WAGO makes the electrical installation of electrical components visibly easier.

- effective protection against mismating
- simple circuits
- suitable for any application
- ready for immediate use
- quick replacement of defective units during ongoing operation

### Data

#### Electrical data

#### Ratings per IEC/EN

Ratings per	IEC/EN 60664-1
Nominal voltage (III/3)	400 V
Rated impulse voltage (III/3)	6 kV
Rated current	25 A
Legend (ratings)	(III / 3) ≙ Overvoltage category III / Pollution degree 3

#### Ratings per IEC/EN 2

Rated voltage (III/3) 2	250 V
Rated surge voltage (III/3) 2	4 kV

#### Ratings per UL 1977

Note for the US market	Some versions may also be used for current interruption in accordance with the UL certificate in select applications with currents below 16 A and voltages up to 600 V. For further information, please contact your local sales office.
Rated voltage (UL 1977)	600 V
Rated current UL 1977	23 A

Subject to changes. Please also observe the further product documentation!



## General information

Note on contact resistance

approx. 1 mΩ of contact resistance  
approx. 0.25 mΩ contact transition plug/socket

## Connection data

Total number of potentials

5

## Connection 1

Pole number

5

## Physical data

Pin spacing

10 mm / 0.394 inches

Width

53.4 mm / 2.102 inches

Height

13 mm / 0.512 inches

Depth

53.4 mm / 2.102 inches

## Mechanical data

Application

General mains applications

Coding

A

Variable coding

Yes

Marking

L2 - L  $\perp$  N

Mating force of a plug-in connection

approx. 20 ... 70 N (depending on pole number)

Retention force of a plug-in connection

When locked: > 80 N

Unmating force of a plug-in connection

Unlocked: approx. 20 ... 70 N (depending on pole number)

Number of mating cycles

200, without resistive load

Type of distribution box

Intermediate coupler

Protection type

IP20; When mated: IP2xC (These compact connectors are not designed for use in open, easily accessible areas!)

Suitable

5- to 3-pole; L2 - L

## Plug-in connection

Contact type (pluggable connector)

Socket/plug

Mismating protection

Yes

Note on mismating protection

All WINSTA<sup>®</sup> components are 100% protected against mismating when:

Subject to changes. Please also observe the further product documentation!



- a.) plugging different numbers of poles
- b.) plugging while rotated 180
- c.) plugging while laterally staggered
- d.) plugging one pole

Locking lever	yes
Locking of plug-in connection	locking lever
Note on locking system	All connectors for mounted installations (snap-in versions for lighting fixtures or devices, all types of PCB and distribution connectors) are factory-equipped with locking levers to ensure plugs and sockets are securely locked. Additional locking levers are only required for flying leads (plug/socket).

## Material data

Note (material data)

Information on material specifications can be found here

Color	black
Insulation material	Polyamide (PA66)
Flammability class per UL94	V0
Contact material	Copper or copper alloy; surface-treated
Contact plating	Tin
Fire load	0.411 MJ
Weight	16.9 g

## Environmental requirements

Processing temperature	-5 ... +40 °C
Continuous operating temperature	-35 ... +85 °C
Note on continuous operating temperature	Insulating parts for temperatures ≤ 105 °C

## Commercial data

Product Group	20 (Winsta)
eCl@ss 10.0	27-44-06-03
eCl@ss 9.0	27-44-06-03
ETIM 8.0	EC002567
ETIM 7.0	EC002567
ECCN	NO DATA
PU (SPU)	50 pcs
Packaging type	box
Country of origin	DE

Subject to changes. Please also observe the further product documentation!

WAGO GmbH & Co. KG  
Hansastr. 27  
32423 Minden  
Phone: +49571 887-0 | Fax: +49571 887-169  
Email: [info.de@wago.com](mailto:info.de@wago.com) | Web: [www.wago.com](http://www.wago.com)

Do you have any questions about our products?  
We are always happy to take your call at +49 (571) 887-44222.




GTIN	4045454424633
Customs tariff number	85366990990

## Environmental Product Compliance

RoHS Compliance Status	Compliant, No Exemption
------------------------	-------------------------




## Approvals / Certificates

### General approvals

Logo	Approval	Additional Approval Text	Certificate name
	cURus Underwriters Laboratories Inc.	UL 1059	E 45172

## Optional accessories

### Cover

Cover		
	<b>Item no.: 770-360</b> Lockout cap; for plugs; 5-pole; separable; yellow	<a href="http://www.wago.com/770-360">www.wago.com/770-360</a>
	<b>Item no.: 770-201</b> Lockout cap; 12-pole, separable; for sockets; Plastic; black	<a href="http://www.wago.com/770-201">www.wago.com/770-201</a>
	<b>Item no.: 770-221</b> Lockout cap; 12-pole, separable; for sockets; Plastic; white	<a href="http://www.wago.com/770-221">www.wago.com/770-221</a>

## Downloads

### Documentation

#### Bid Text

770-902 X81 - Datei	2019 年2月19 日	xml 2.8 kB	Download
770-902 doc - Datei	2014 年12月10 日	doc 24.1 kB	Download

Subject to changes. Please also observe the further product documentation!

WAGO GmbH & Co. KG  
Hansastr. 27  
32423 Minden  
Phone: +49571 887-0 | Fax: +49571 887-169  
Email: [info.de@wago.com](mailto:info.de@wago.com) | Web: [www.wago.com](http://www.wago.com)

Do you have any questions about our products?  
We are always happy to take your call at +49 (571) 887-44222.



CAD/CAE-Data

CAE data

WSCAD Universe 770-902	URL	Download
ZUKEN Portal 770-902	URL	Download
EPLAN Data Portal 770-902	URL	Download

CAD data

2D/3D Models 770-902	URL	Download
Asset Administration Shell		
Asset Administration Shell 770-902	URL	Download

Environmental Product Compliance

Compliance Search

Environmental Product Compliance 770-902	URL	Download
Intermediate coupler; 5-pole/3-pole; Cod. A; L2 - L; black		

Installation Notes

Product family

WINSTA® MIDI  
[Show all products from the family](#)

Subject to changes. Please also observe the further product documentation!

WAGO GmbH & Co. KG  
Hansastr. 27  
32423 Minden  
Phone: +49571 887-0 | Fax: +49571 887-169  
Email: [info.de@wago.com](mailto:info.de@wago.com) | Web: [www.wago.com](http://www.wago.com)

Do you have any questions about our products?  
We are always happy to take your call at +49 (571) 887-44222.