

CUSTOMER TERMINAL	RoHS	LEAD(Pb)-FREE
Sn96%, Ag4%	Yes	Yes

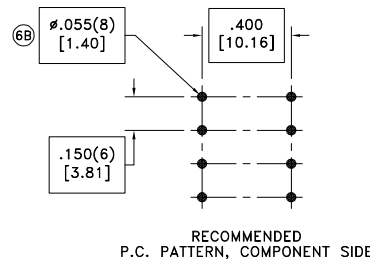
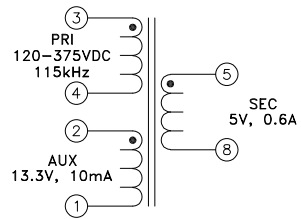
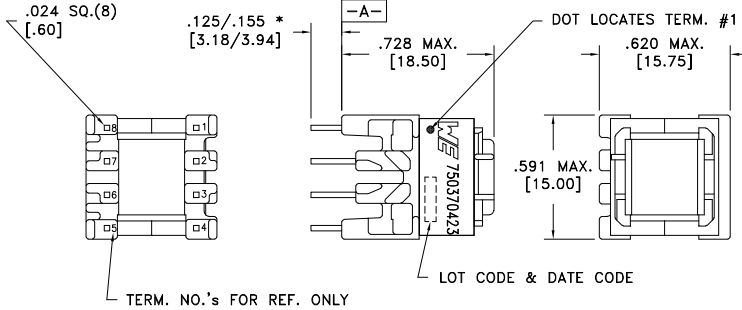


ELECTRICAL SPECIFICATIONS @ 25°C unless otherwise noted:

PARAMETER	TEST CONDITIONS	VALUE
D.C. RESISTANCE	3-4 @20°C	2.220 ohms ±10%
D.C. RESISTANCE	2-1 @20°C	0.529 ohms ±10%
D.C. RESISTANCE	5-8 @20°C	0.054 ohms ±20%
INDUCTANCE	3-4 10kHz, 100mVAC, Ls	1.5mH ±10%
INDUCTANCE	2-1 10kHz, 100mVAC, Ls	65.13uH ±10%
INDUCTANCE	5-8 10kHz, 100mVAC, Ls	8.44uH ±10%
SATURATION CURRENT	3-4 20% rolloff from initial	600mA
LEAKAGE INDUCTANCE	3-4 tie(2+1, 5+8), 100kHz, 100mVAC, Ls	32uH typ., 45uH max.
DISTRIBUTED CAPACITANCE	3-4 100mVAC, Cs	26.0pF typ.
DIELECTRIC	4-5 tie(2+3), 4875VAC, 1 second	3900VAC, 1 minute
DIELECTRIC	3-2 625VAC, 1 second	-
TURNS RATIO	(3-4):(5-8)	13.33:1, ±1%
TURNS RATIO	(3-4):(2-1)	4.8:1, ±1%

\* DIMENSION MAY BE EXCEEDED WITH SOLDER ONLY

PART MUST INSERT FULLY TO SURFACE A IN RECOMMENDED GRID



GENERAL SPECIFICATIONS:

OPERATING TEMPERATURE RANGE: -40°C to +125°C including temp rise.

Designed to comply with the following requirements as defined by IEC61558-2-16 and EN61558-2-16:

- Reinforced insulation for a primary circuit at a working voltage of 265Vrms, 400Vpeak (operating frequency of <2MHz).

Designed to comply with the following requirements as defined by IEC60950-1:

- Reinforced insulation for a primary circuit at a working voltage of 265Vrms, 400Vpeak (operating frequency of <2MHz).

Wire insulation & RoHS status not affected by wire color.  
Wire insulation color may vary depending on availability.

REV.	DATE	Packaging Specifications Method: Tray PKG-0732 www.we-online.com/midcom		Tolerances unless otherwise specified: Angles: ±1° Fractions: ±1/64 Decimals: ±.005 [.13] Footprint: ±.001 [.03]	DRAWING TITLE <b>TRANSFORMER</b>	PART NO. <b>750370423</b>
6B	1/23	SEE REVISION SHEET FOR REVISION LEVEL	CONVENTION PLACEMENT	This drawing is dual dimensioned. Dimensions in brackets are in millimeters.	eiSos p/n: 750370423	compliant RoHS
6A	5/16					SPECIFICATION SHEET 1 OF 1