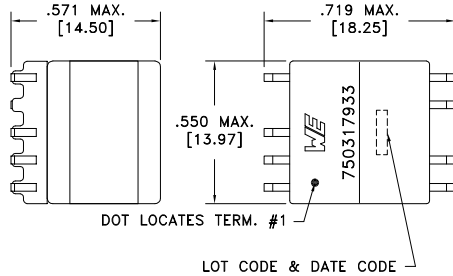
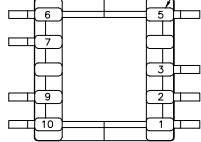


CUSTOMER TERMINAL	RoHS	LEAD(Pb)-FREE
Sn96%, Ag4%	Yes	Yes

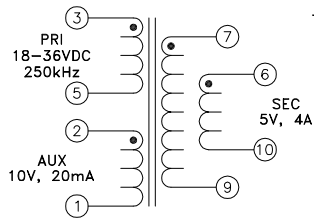


TERM. NO.'s FOR REF. ONLY



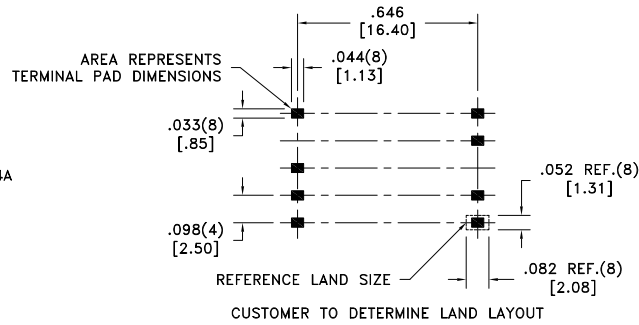
DOT LOCATES TERM. #1

LOT CODE & DATE CODE



Customer to tie terminals 6+7 and 9+10 on PC board.

Application of the transformer allows for the leadwires between terminals 6&7 and 9&10 to solder bridge.



ELECTRICAL SPECIFICATIONS @ 25°C unless otherwise noted:

PARAMETER	TEST CONDITIONS	VALUE
D.C. RESISTANCE	1-2 @20°C	0.133 ohms ±10%
D.C. RESISTANCE	3-5 @20°C	0.035 ohms ±20%
D.C. RESISTANCE	6-10 tie(6+7, 9+10), @20°C	0.012 ohms max.
INDUCTANCE	3-5 10kHz, 100mVAC, Ls	21.00uH ±10%
SATURATION CURRENT	3-5 20% rolloff from initial	6.2A
LEAKAGE INDUCTANCE	3-5 tie(1+2, 6+7+9+10), 100kHz, 10mVAC, Ls	150nH typ., 300nH max.
DIELECTRIC	1-10 tie(2+3, 6+7), 1875VAC, 1 second	1500VAC, 1 minute
DIELECTRIC	1-5 625VAC, 1 second	500VAC, 1 minute
TURNS RATIO	(3-5):(2-1)	1:1, ±1%
TURNS RATIO	(3-5):(6-10), tie(6+7, 9+10)	2:1, ±1%

GENERAL SPECIFICATIONS:

OPERATING TEMPERATURE RANGE: -40°C to +125°C including temp rise.

Designed to comply with the following requirements as defined by IEC60950-1, EN60950-1, UL60950-1/CSA60950-1 and AS/NZS60950.1:

- Functional insulation only.

Wire insulation & RoHS status not affected by wire color.
Wire insulation color may vary depending on availability.

REV.	DATE	Packaging Specifications Method: Tape & Reel PKG-1053 www.we-online.com/midcom		Tolerances unless otherwise specified: Angles: ±1° Fractions: ±1/64 Decimals: ±.005 [.13] Footprint: ±.005 [.13]	DRAWING TITLE TRANSFORMER	PART NO. 750317933
6A	3/19	SEE REVISION SHEET FOR REVISION LEVEL		This drawing is dual dimensioned. Dimensions in brackets are in millimeters.	eiSos p/n: 750317933	SPECIFICATION SHEET 1 OF 1