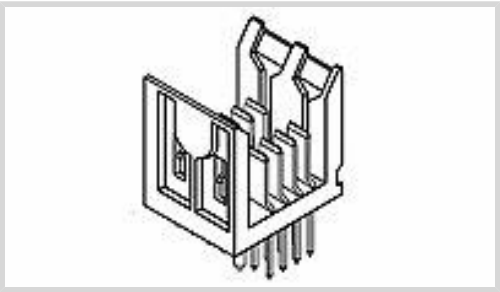




Connectors > Power Connectors > Rectangular Power > Rectangular Power Connectors



Rectangular Power Connector Type: **Header**

Connector & Housing Type: **Plug**

Connector System: **Board-to-Board**

Number of Positions: **8**

Centerline (Pitch): **2 mm [.079 in]**

Features

Product Type Features

Header Type	Partially Shrouded
Rectangular Power Connector Type	Header
Connector & Housing Type	Plug
Connector System	Board-to-Board
Sealable	No
Connector & Contact Terminates To	Printed Circuit Board

Configuration Features

Number of Positions	8
PCB Mount Orientation	Vertical
Number of Power Positions	8
Number of Signal Positions	0
Number of Rows	4

Electrical Characteristics

Insulation Resistance	5000 MΩ
Operating Voltage	30 VDC

Contact Features

Mating Post Length	8 mm[.315 in]
PCB Contact Termination Area Plating Material Thickness	3.81 – 8.89 μm[150 – 350 μin]



Contact Layout	Matrix
Contact Mating Area Plating Material	Gold
Contact Base Material	Phosphor Bronze
Contact Current Rating (Max)	5 A
Contact Retention Within Housing	With
Contact Type	Pin
PCB Contact Termination Area Plating Material	Tin
Contact Mating Area Plating Material Thickness	.76 µm[30 µin]

Termination Features

Termination Post & Tail Length	3.43 mm[.135 in]
Termination Method to Printed Circuit Board	Through Hole - Solder

Mechanical Attachment

Mating Alignment Type	Polarizing Rib
PCB Mount Retention	Without
Connector Mounting Type	Board Mount

Housing Features

Centerline (Pitch)	2 mm[.079 in]
Housing Color	Natural
Housing Material	LCP (Liquid Crystal Polymer)

Dimensions

Connector Height	17 mm[.668 in]
PCB Thickness (Recommended)	1.6 mm[.063 in]
Row-to-Row Spacing	2 mm[.079 in]

Usage Conditions

Operating Temperature Range	-55 – 125 °C[-67 – 257 °F]
-----------------------------	----------------------------

Operation/Application

Circuit Application	Power
---------------------	-------

Industry Standards

UL Flammability Rating	UL 94V-0
Glow Wire Rating	Standard Part - Not Glow Wire

Packaging Features

Packaging Quantity	48
--------------------	----



Packaging Method	Tube
------------------	------

Product Compliance

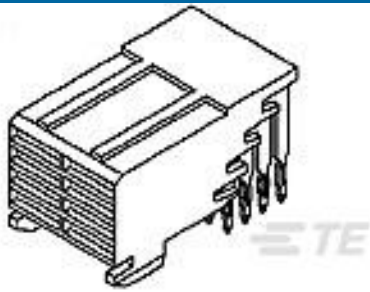
For compliance documentation, visit the product page on TE.com>

EU RoHS Directive 2011/65/EU	Compliant
EU ELV Directive 2000/53/EC	Compliant
China RoHS 2 Directive MIIT Order No 32, 2016	No Restricted Materials Above Threshold
EU REACH Regulation (EC) No. 1907/2006	Current ECHA Candidate List: JAN 2024 (240) Candidate List Declared Against: JAN 2024 (240) Does not contain REACH SVHC
Halogen Content	Low Halogen - Br, Cl, F, I < 900 ppm per homogenous material. Also BFR/CFR/PVC Free
Solder Process Capability	Pin-in-Paste capable to 260°C

Product Compliance Disclaimer


This information is provided based on reasonable inquiry of our suppliers and represents our current actual knowledge based on the information they provided. This information is subject to change. The part numbers that TE has identified as EU RoHS compliant have a maximum concentration of 0.1% by weight in homogenous materials for lead, hexavalent chromium, mercury, PBB, PBDE, DBP, BBP, DEHP, DIBP, and 0.01% for cadmium, or qualify for an exemption to these limits as defined in the Annexes of Directive 2011/65/EU (RoHS2). Finished electrical and electronic equipment products will be CE marked as required by Directive 2011/65/EU. Components may not be CE marked. Additionally, the part numbers that TE has identified as EU ELV compliant have a maximum concentration of 0.1% by weight in homogenous materials for lead, hexavalent chromium, and mercury, and 0.01% for cadmium, or qualify for an exemption to these limits as defined in the Annexes of Directive 2000/53/EC (ELV). Regarding the REACH Regulation, the information TE provides on SVHC in articles for this part number is based on the latest European Chemicals Agency (ECHA) 'Guidance on requirements for substances in articles' posted at this URL: <https://echa.europa.eu/guidance-documents/guidance-on-reach>

Compatible Parts




TE Part # 5536607-1
2MM FB,ASY,008,PWR,REC,SL,2.73

Also in the Series | Z-PACK Future Bus+



Backplane Connector Housings(19)



Hard Metric Backplane Connectors(1)




Rectangular Power Connectors(35)

Customers Also Bought



TE Part #1-292206-0
MINI CT SGL DIP H 10P NAT



TE Part #3-352177-0
Z-PACK/M F-HDR 55+3



TE Part #103308-1
010 LOPRO HDR SP 15DP



TE Part #881545-1
SHUNT LP W/HANDLE 2POS 15AU




TE Part #1-1410271-8
MULTIGIG RT PWR .8" R/A HDR 4P PBFR




TE Part #2-747580-1
SHLDING FERRULE,PLTD TIN,BULK



TE Part #2169797-4
IMP,Power,3PR,R/A,Hdr,5.7,6.9Tin



TE Part #5536501-2
2MM FB,ASY,48,SIG,HDR,SL,4.25



TE Part #5536501-1
2MM FB,ASY,24,SIG,HDR,SL,4.25

Documents

Product Drawings

2MMFB,ASY,008,PWR,HDR,SL,4.25

English

CAD Files

Customer View Model

ENG_CVM_5536623-1_O.3d_igs.zip

English

Customer View Model



[ENG_CVM_5536623-1_O.3d_stp.zip](#)

English

Customer View Model

[ENG_CVM_5536623-1_O.2d_dxf.zip](#)

English

3D PDF

English

By downloading the CAD file I accept and agree to the [Terms and Conditions](#) of use.

Datasheets & Catalog Pages

[POWER_CONNECTORS_CATALOG_SEC01_BOARD_TO_BOARD](#)

English

Product Specifications

[Application Specification](#)

English