




Connectors > Terminal Blocks & Strips > PCB Terminal Blocks



Terminal Block Connector Type: **Header**

Connector System: **Wire-to-Board**

Number of Positions: **14**

Centerline (Pitch): **3.5 mm [.138 in]**

Number of Rows: **1**

Features

Product Type Features

Header Type	Fully Shrouded
Terminal Block Connector Type	Header
Connector System	Wire-to-Board
Connector & Contact Terminates To	Printed Circuit Board

Configuration Features

Stacking Configuration	Side Stackable
Number of Positions	14
Number of Rows	1

Electrical Characteristics

Operating Voltage	300 VAC
-------------------	---------

Body Features

Primary Product Color	Black
Product Orientation	Vertical



Contact Features

Contact Mating Area Plating Material	Tin
Contact Base Material	Copper Magnesium
Contact Current Rating (Max)	11 A

Termination Features

Termination Post & Tail Length	1.9 mm[.075 in]
Termination Method to Printed Circuit Board	Through Hole - Solder

Mechanical Attachment

Connector Mounting Type	Board Mount
-------------------------	-------------

Housing Features

Housing Material	High Temperature Polyamide
Centerline (Pitch)	3.5 mm[.138 in]

Usage Conditions

Operating Temperature Range	-40 – 105 °C[-40 – 221 °F]
-----------------------------	----------------------------

Operation/Application

Circuit Application	Power & Signal
---------------------	----------------

Packaging Features

Packaging Method	Box
------------------	-----

Product Compliance

For compliance documentation, visit the product page on TE.com>


EU RoHS Directive 2011/65/EU	Compliant
EU ELV Directive 2000/53/EC	Compliant
China RoHS 2 Directive MIIT Order No 32, 2016	No Restricted Materials Above Threshold
EU REACH Regulation (EC) No. 1907/2006	Current ECHA Candidate List: JAN 2024 (240) Candidate List Declared Against: JUNE 2022 (224) Does not contain REACH SVHC
Halogen Content	Low Halogen - Br, Cl, F, I < 900 ppm per homogenous material. Also BFR/CFR/PVC Free
Solder Process Capability	Reflow solder capable to 260°C

Product Compliance Disclaimer




This information is provided based on reasonable inquiry of our suppliers and represents our current actual knowledge based on the information they provided. This information is subject to change. The part numbers that TE has identified as EU RoHS compliant have a maximum concentration of 0.1% by weight in homogenous materials for lead, hexavalent chromium, mercury, PBB, PBDE, DBP, BBP, DEHP, DIBP, and 0.01% for cadmium, or qualify for an exemption to these limits as defined in the Annexes of Directive 2011/65/EU (RoHS2). Finished electrical and electronic equipment products will be CE marked as required by Directive 2011/65/EU. Components may not be CE marked. Additionally, the part numbers that TE has identified as EU ELV compliant have a maximum concentration of 0.1% by weight in homogenous materials for lead, hexavalent chromium, and mercury, and 0.01% for cadmium, or qualify for an exemption to these limits as defined in the Annexes of Directive 2000/53/EC (ELV). Regarding the REACH Regulation, the information TE provides on SVHC in articles for this part number is based on the latest European Chemicals Agency (ECHA) 'Guidance on requirements for substances in articles' posted at this URL: <https://echa.europa.eu/guidance-documents/guidance-on-reach>


Compatible Parts



TE Part # 1-1986693-4
STR PLUG SPRING TYPE LH 14P, 3.50 mm



TE Part # 1-1986692-4
STR PLUG SPRING TYPE RH 14P, 3.50 mm



TE Part # 1-1986371-4
Str Plug, 3.5mm, Green, LH, 14

Customers Also Bought



TE Part #747844-3
09 MSFL RCPT RA 318 (IN,FM,BL)



TE Part #1-284514-0
10 POS TERMI-BLOK HDR DIR. POL



TE Part #284514-2
2 POS TERMI-BLOK HDR DIR. POL.



TE Part #640466-1
05P UMNL PIN HDR ASSY V2 NATL



TE Part #1-284512-0
10 POS TERMI-BLOK HDR 900 POLA



TE Part #1-284512-2
12 POS TERMI-BLOK HDR 900 POLA



TE Part #284514-6
6 POS TERMI-BLOK HDR DIR. POL.

Documents

Product Drawings
14POS HDR ST,HT, 3.5MM PITCH, TL 1.9MM

English

CAD Files
3D PDF



3D

Customer View Model

[ENG_CVM_CVM_1-2342071-4_A.2d_dxf.zip](#)

English

Customer View Model

[ENG_CVM_CVM_1-2342071-4_A.3d_igs.zip](#)

English

Customer View Model

[ENG_CVM_CVM_1-2342071-4_A.3d_stp.zip](#)

English

By downloading the CAD file I accept and agree to the [Terms and Conditions](#) of use.

Datasheets & Catalog Pages

[BUCHANAN TERMINAL BLOCKS CATALOG - EUROSTYLE TERMINAL BLOCKS](#)

English

Product Specifications

[Product Specification](#)

English

Agency Approvals

[UL](#)

English