PRODUCT NUMBER
98030-XYYY(L)LF

L REFER LUBRICATED (OPTIONAL) △
SEE NOTE 2

X REFER PLATING PERFORMANCE △
SEE NOTE 2

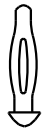

EYE OF NEEDLE
PRESS FIT SECTION

DETAIL A
SCALE 4:1

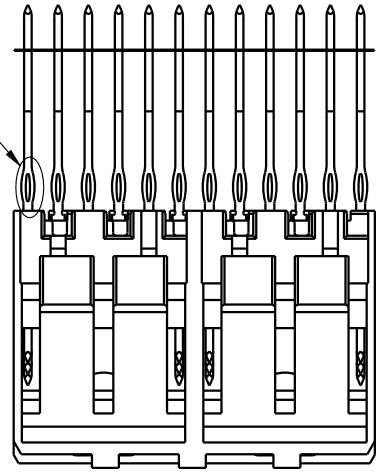

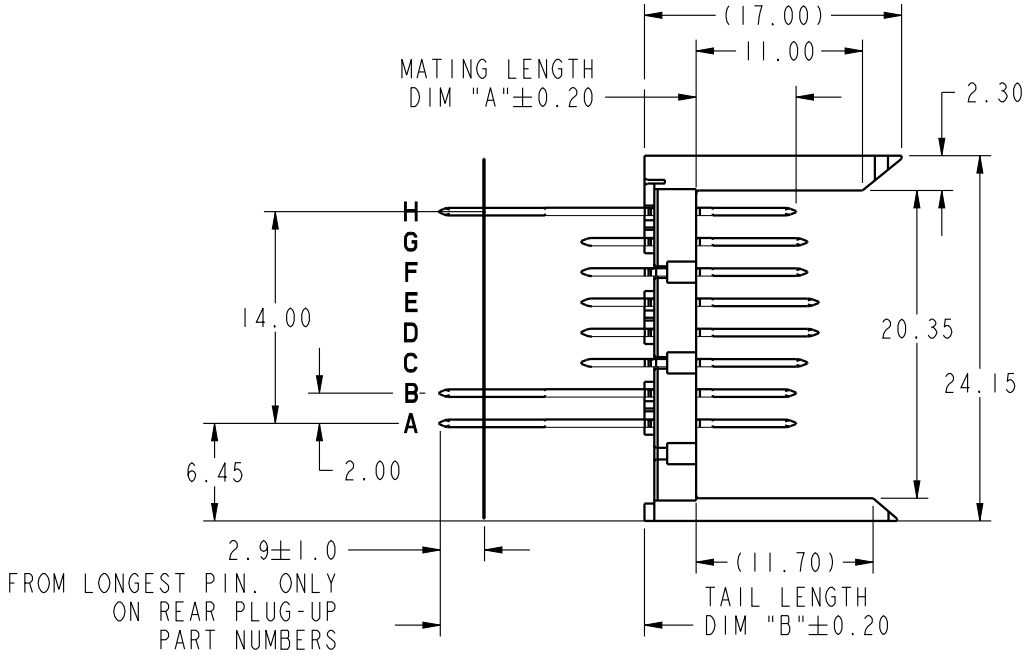

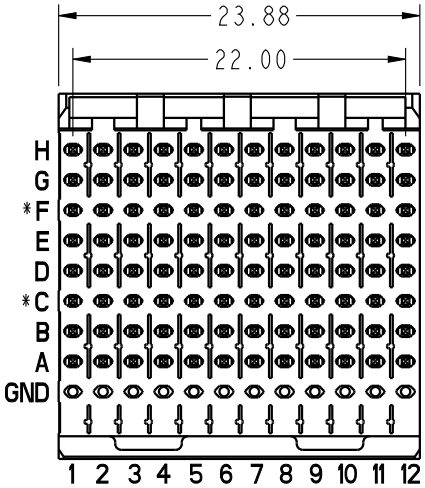

spec ref				dr	Narayanan, Aru	2020/11/24	projection	MM
tolerance std: ISO 406, ISO 1101	TOLERANCES UNLESS OTHERWISE SPECIFIED			eng	Kartha, Aravin	2021/06/24		size: A4 / scale: 2:1
				chr	-	-		ecn no: ELX-I-41331-1
				appr	Kuriakose, San	2021/08/26	product family: METRAL	rel level: Released
surface ✓	linear	0.X	±0.3	Amphenol FCi	title: VERTICAL SIGNAL HDR 8 ROW P.F. 96 POS. SELECT LOAD EXT.		dwg no: 98030	rev: AA
		0.XX	±0.13					
		0.XXX	±0.050					
ISO 1302	angular	0°	±°		cat. no.		Product - Customer Drw	sheet 1 of 6

Creo File:ELX-MC-AAC,REV F,2020-12-21

© 2020 Amphenol Corporation

PIN NO.	DIM A MATING LENGTH	DIM B TAIL LENGTH	PCB THICKNESS RANGE ACCOMMODATED BY PIN'S TAIL LENGTH
			ROWS A,B,C,D,E,F,G,& H
01*	5.00	4.30	1.60 MIN
22		12.20	2.95 - 3.80
30		12.95	2.95 - 4.55
05		13.70	2.95 - 5.30
35		14.45	3.05 - 6.05
48		15.20	3.80 - 6.80
40		15.70	4.30 - 7.30
65		16.40	5.00 - 8.00
09		17.10	5.70 - 8.70
02*	5.75	4.30	1.60 MIN
44		12.20	2.95 - 3.80
31		12.95	2.95 - 4.55
06		13.70	2.95 - 5.30
36		14.45	3.05 - 6.05
49		15.20	3.80 - 6.80
25		15.70	4.30 - 7.30
66		16.40	5.00 - 8.00
10		17.10	5.70 - 8.70
03*	6.50	4.30	1.60 MIN
45		12.20	2.95 - 3.80
32		12.95	2.95 - 4.55
07		13.70	2.95 - 5.30
37		14.45	3.05 - 6.05
50		15.20	3.80 - 6.80
41		15.70	4.30 - 7.30
24		16.40	5.00 - 8.00
11		17.10	5.70 - 8.70

* STUB PINS - NO REAR PLUG-UP

PIN NO.	DIM A MATING LENGTH	DIM B TAIL LENGTH	PCB THICKNESS RANGE ACCOMMODATED BY PIN LENGTH
			ROWS A,B,C,D,E,F,G & H
04*	7.25	4.30	1.60 MIN
46		12.20	2.95 - 3.80
33		12.95	2.95 - 4.55
08		13.70	2.95 - 5.30
38		14.45	3.05 - 6.05
51		15.20	3.80 - 6.80
42		15.70	4.30 - 7.30
67		16.40	5.00 - 8.00
12		17.10	5.70 - 8.70
19*	8.00	4.30	1.60 MIN
47		12.20	2.95 - 3.80
34		12.95	2.95 - 4.55
20		13.70	2.95 - 5.30
39		14.45	3.05 - 6.05
52		15.20	3.80 - 6.80
43		15.70	4.30 - 7.30
68		16.40	5.00 - 8.00
21		17.10	5.70 - 8.70

spec ref			dr	Narayanan, Aru	2020/11/24	projection	MM
tolerance std: ISO 406, ISO 1101	TOLERANCES UNLESS OTHERWISE SPECIFIED		eng	Kartha, Aravin	2021/06/24		size: A4 / scale: 2:1
			chr	-	-		ecn no: ELX-I-41331-1
			appr	Kuriakose, San	2021/08/26	product family: METRAL	rel level: Released
surface ISO 1302	linear	0.X	±0.3	Amphenol FCi	title: VERTICAL SIGNAL HDR 8 ROW P.F. 96 POS. SELECT LOAD EXT.	dwg no: 98030	rev: AA
		0.XX	±0.13				
		0.XXX	±0.050				
	angular	0°	±°		cat. no.	Product - Customer Drw	sheet 2 of 6

Creo File:ELX-MC-A4C,REV F,2020-12-21

© 2020 Amphenol Corporation

PRODUCT NUMBER
SEE SHEET 1

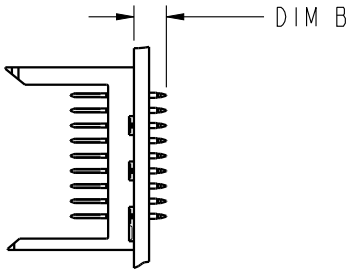

STUB MOUNT

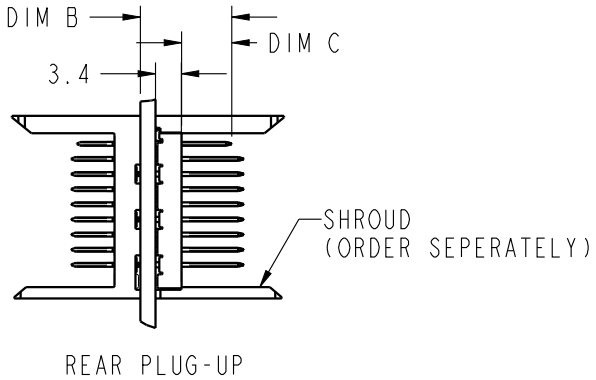

REAR PLUG-UP

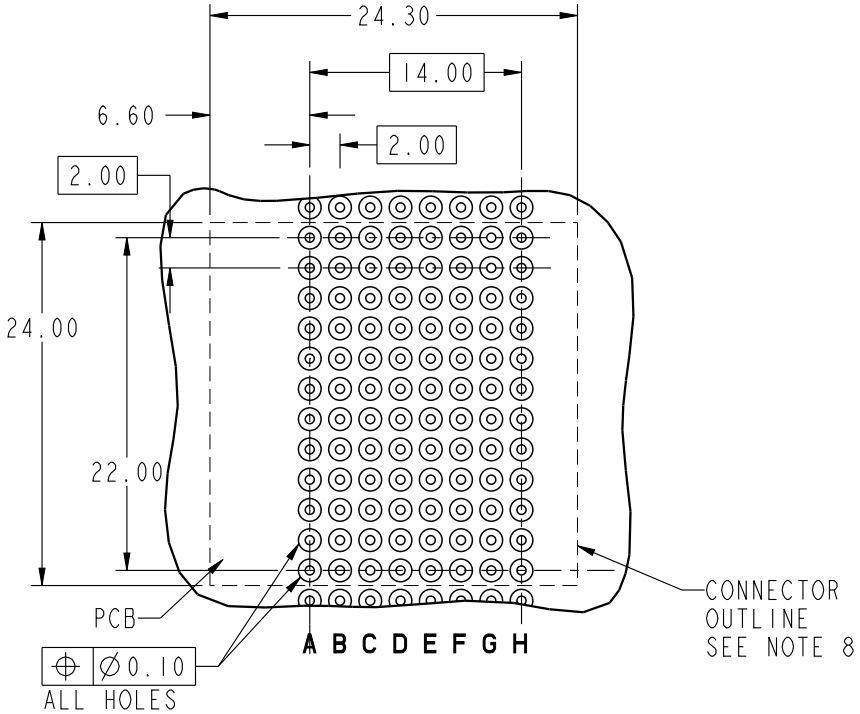

RECOMMENDED PCB HOLE PATTERN
(COMPONENT SIDE)

SEE PRINT 58351 FOR
ADDITIONAL PCB INFORMATION

spec ref				dr	Narayanan, Aru	2020/11/24	
tolerance std: ISO 406, ISO 1101	TOLERANCES UNLESS OTHERWISE SPECIFIED			eng	Kartha, Aravin	2021/06/24	
				chr	-	-	
				appr	Kuriakose, San	2021/08/26	
surface ✓ ISO 1302	linear	0.X	±0.3	title	VERTICAL SIGNAL HDR 8 ROW P.F. 96 POS. SELECT LOAD EXT.	dwg no	98030
		0.XX	±0.13				
		0.XXX	±0.050				
	angular	0°	±°	cat. no.	Product - Customer Drw	sheet 3 of 6	

projection: ⊕ MM

size: A4 | scale: 1:1
ecn no: ELX-I-41331-1
rel level: **Released**
product family
rev: **AA**

Amphenol FCi

© 2020 Amphenol Corporation

Creo File:ELX-MC-A4C,REV F,2020-12-21

METRAL P/N	ROW	CONTACT CODE 1	2	3	4	5	6	7	8	9	10	11	12
98030-X001LF	H	03	03	03	03	03	03	03	03	03	03	03	-
	G	04	04	04	04	04	04	04	04	04	04	04	04
	F	04	04	04	04	04	04	04	04	04	04	04	04
	E	19	19	19	19	19	19	19	19	19	19	19	19
	D	19	19	19	19	19	19	19	19	19	19	19	19
	C	04	04	04	04	04	04	04	04	04	04	04	04
	B	03	03	03	03	03	03	03	03	03	03	03	03
	A	03	03	03	03	03	03	03	03	03	03	03	03
	GND	-	-	-	-	-	-	-	-	-	-	-	-

METRAL P/N	ROW	CONTACT CODE 1	2	3	4	5	6	7	8	9	10	11	12
98030-X002LF	H	04	04	04	04	04	-	04	-	04	04	-	-
	G	03	03	03	03	03	-	03	-	03	03	-	-
	F	03	03	03	03	03	-	03	-	03	03	-	-
	E	02	02	02	02	02	-	02	-	02	02	-	-
	D	02	02	02	02	02	-	02	-	02	02	-	-
	C	03	03	03	03	03	-	03	-	03	03	-	-
	B	04	04	04	04	04	-	04	-	04	04	-	-
	A	04	04	04	04	04	-	04	-	04	04	-	-
	GND	-	-	-	-	-	-	-	-	-	-	-	-

METRAL P/N	ROW	CONTACT CODE 1	2	3	4	5	6	7	8	9	10	11	12
98030-X003LF	H	04	04	-	-	04	04	04	04	04	04	04	04
	G	03	03	-	-	03	03	03	03	03	03	03	03
	F	03	03	-	-	03	03	03	03	03	03	03	03
	E	02	02	-	-	02	02	02	02	02	02	02	02
	D	02	02	-	-	02	02	02	02	02	02	02	02
	C	03	03	-	-	03	03	03	03	03	03	03	03
	B	04	04	-	-	04	04	04	04	04	04	04	04
	A	04	04	-	-	04	04	04	04	04	04	04	04
	GND	-	-	-	-	-	-	-	-	-	-	-	-

METRAL P/N	ROW	CONTACT CODE 1	2	3	4	5	6	7	8	9	10	11	12
98030-X004LF	H	-	01	01	-	01	01	-	01	01	-	01	01
	G	-	01	01	-	01	01	-	01	01	-	01	01
	F	-	01	01	-	01	01	-	01	01	-	01	01
	E	-	01	01	-	01	01	-	01	01	-	01	01
	D	-	01	01	-	01	01	-	01	01	-	01	01
	C	-	01	01	-	01	01	-	01	01	-	01	01
	B	-	01	01	-	01	01	-	01	01	-	01	01
	A	-	01	01	-	01	01	-	01	01	-	01	01
	GND	-	-	-	-	-	-	-	-	-	-	-	-

METRAL P/N	ROW	CONTACT CODE 1	2	3	4	5	6	7	8	9	10	11	12
98030-X005LF	H	02	02	02	02	02	02	02	02	02	02	02	02
	G	02	02	02	02	02	02	02	02	02	02	02	02
	F	02	02	02	02	02	02	02	02	02	02	02	02
	E	02	02	02	02	02	02	02	02	02	01	02	02
	D	02	02	02	02	02	02	02	02	02	02	02	02
	C	02	02	02	02	02	02	02	02	02	02	02	02
	B	02	02	02	02	02	02	02	02	02	02	02	02
	A	02	02	02	02	02	02	02	02	02	02	02	02
	GND	-	-	-	-	-	-	-	-	-	-	-	-

METRAL P/N	ROW	CONTACT CODE 1	2	3	4	5	6	7	8	9	10	11	12
98030-X006LF	H	03	03	03	03	04	04	04	02	02	02	02	02
	G	03	03	03	03	04	04	04	02	02	02	02	02
	F	03	03	03	03	04	04	04	02	02	02	02	02
	E	03	03	03	03	04	04	04	02	02	01	02	02
	D	03	03	03	03	04	04	04	02	02	02	02	02
	C	03	03	03	03	04	04	04	02	02	02	02	02
	B	03	03	03	03	04	04	04	02	02	02	02	02
	A	03	03	03	03	04	04	04	02	02	02	02	02
	GND	-	-	-	-	-	-	-	-	-	-	-	-

METRAL P/N	ROW	CONTACT CODE 1	2	3	4	5	6	7	8	9	10	11	12
98030-X007LF *RPU	H	07	07	07	07	08	08	08	06	06	06	06	06
	G	07	07	07	07	08	08	08	06	06	06	06	06
	F	07	07	07	07	08	08	08	06	06	06	06	06
	E	07	07	07	07	08	08	08	06	06	06	06	06
	D	07	07	07	07	08	08	08	06	06	06	06	06
	C	07	07	07	07	08	08	08	06	06	06	06	06
	B	07	07	07	07	08	08	08	06	06	06	06	06
	A	07	07	07	07	08	08	08	06	06	06	06	06
	GND	-	-	-	-	-	-	-	-	-	-	-	-

METRAL P/N	ROW	CONTACT CODE 1	2	3	4	5	6	7	8	9	10	11	12
98030-X008LF	H	02	02	02	02	02	02	02	02	02	02	02	02
	G	02	02	02	02	02	02	02	02	02	02	02	02
	F	02	02	02	02	02	02	02	02	02	02	02	02
	E	02	02	02	02	02	02	02	02	02	02	02	02
	D	02	02	02	02	02	02	02	02	01	02	02	02
	C	02	02	02	02	02	02	02	02	02	02	02	02
	B	02	02	02	02	02	02	02	02	02	02	02	02
	A	02	02	02	02	02	02	02	02	02	02	02	02
	GND	-	-	-	-	-	-	-	-	-	-	-	-

METRAL P/N	ROW	CONTACT CODE 1	2	3	4	5	6	7	8	9	10	11	12
98030-X009LF	H	01	03	03	03	03	03	03	03	03	03	03	03
	G	01	03	03	03	03	03	03	03	03	03	03	03
	F	01	03	03	03	03	03	03	03	03	03	03	03
	E	01	03	03	03	03	03	03	03	03	03	03	03
	D	01	03	03	03	03	03	03	03	03	03	03	03
	C	01	03	03	03	03	03	03	03	03	03	03	03
	B	01	03	03	03	03	03	03	03	03	03	03	03
	A	01	03	03	03	03	03	03	03	03	03	03	03
	GND	-	-	-	-	-	-	-	-	-	-	-	-

METRAL P/N	ROW	CONTACT CODE 1	2	3	4	5	6	7	8	9	10	11	12
98030-X010LF	H	03	03	03	03	03	03	03	03	03	03	03	01
	G	03	03	03	03	03	03	03	03	03	03	03	01
	F	03	03	03	03	03	03	03	03	03	03	03	01
	E	03	03	03	03	03	03	03	03	03	03	03	01
	D	03	03	03	03	03	03	03	03	03	03	03	01
	C	03	03	03	03	03	03	03	03	03	03	03	01
	B	03	03	03	03	03	03	03	03	03	03	03	01
	A	03	03	03	03	03	03	03	03	03	03	03	01
	GND	-	-	-	-	-	-	-	-	-	-	-	-

METRAL P/N	ROW	CONTACT CODE 1	2	3	4	5	6	7	8	9	10	11	12
98030-X011LF *	H	30	37	37	37	37	37	37	37	37	37	37	37
	G	37	37	37	37	37	37	37	37	37	37	37	37
	F	37	37	37	37	37	37	37	37	37	37	37	37
	E	51	37	37	37	37	37	37	37	37	37	37	37
	D	51	37	37	37	37	37	37	37	37	37	37	37
	C	37	37	37	37	37	37	37	37	37	37	37	37
	B	37	37	37	37	37	37	37	37	37	37	37	37
	A	30	37	37	37	37	37	37	37	37	37	37	37
	GND	-	-	-	-	-	-	-	-	-	-	-	-

METRAL P/N	ROW	CONTACT CODE 1	2	3	4	5	6	7	8	9	10	11	12
98030-X012LF	H	-	02	-	02	-	02	-	02	-	02	-	02
	G	02	-	02	-	02	-	02	-	02	-	02	-
	F	-	02	-	02	-	02	-	02	-	02	-	02
	E	02	-	02	-	02	-	02	-	02	-	02	-
	D	-	02	-	02	-	02	-	02	-	02	-	02
	C	02	-	02	-	02	-	02	-	02	-	02	-
	B	-	02	-	02	-	02	-	02	-	02	-	02
	A	02	-	02	-	02	-	02	-	02	-	02	-
	GND	-	-	-	-	-	-	-	-	-	-	-	-

* REAR PLUG-UP PART NUMBER

spec ref			
tolerance std	ISO 406 ISO 1101	TOLERANCES UNLESS OTHERWISE SPECIFIED	
surface	ISO 1302	linear	0.X ±0.3
			0.XX ±0.13
			0.XXX ±0.050
		angular	0° ±°

dr	Narayanan, Aru	2020/11/24
eng	Kartha, Aravin	2021/06/24
chr	-	-
appr	Kuriakose, San	2021/08/26

projection

MM

product family

size A4 | scale 1:1

ecn no ELX-I-41331-1

rel level **Released**

Amphenol FCi

title VERTICAL SIGNAL HDR 8 ROW
P.F. 96 POS. SELECT LOAD EXT.

dwg no 98030

rev **AA**

cat. no.

Product - Customer Drw

sheet 4 of 6

Creo File:ELX-MC-A4C,REV F,2020-12-21

© 2020 Amphenol Corporation

METRAL P/N	ROW	CONTACT CODE 1	2	3	4	5	6	7	8	9	10	11	12
98030-X013LF	H	02	02	02	02	02	02	02	02	02	02	02	02
	G	02	02	02	02	02	02	02	02	02	02	02	02
	F	04	04	02	02	02	02	02	02	02	02	02	02
	E	02	02	02	02	02	02	02	02	02	02	02	02
	D	02	02	02	02	02	02	02	02	02	02	02	02
	C	02	02	02	02	02	02	02	02	02	02	02	02
	B	02	02	02	02	02	02	02	02	02	02	02	02
	A	02	02	02	02	02	02	02	02	02	02	02	02
	GND	-	-	-	-	-	-	-	-	-	-	-	-

METRAL P/N	ROW	CONTACT CODE 1	2	3	4	5	6	7	8	9	10	11	12
98030-X014LF	H	02	02	02	02	02	02	02	02	02	02	02	02
	G	02	02	02	02	02	02	02	02	02	02	02	02
	F	04	04	02	02	02	02	01	02	02	02	02	02
	E	02	02	02	02	02	02	02	02	02	02	02	02
	D	02	02	02	02	02	02	02	02	02	02	02	02
	C	02	02	02	02	02	02	02	02	02	02	02	02
	B	02	02	02	02	02	02	02	02	02	02	02	02
	A	02	02	02	02	02	02	02	02	02	02	02	02
	GND	-	-	-	-	-	-	-	-	-	-	-	-

METRAL P/N	ROW	CONTACT CODE 1	2	3	4	5	6	7	8	9	10	11	12
98030-X015LF *	H	-	55	-	55	-	55	-	55	-	55	-	55
	G	55	-	55	-	55	-	55	-	55	-	55	-
	F	-	55	-	55	-	55	-	55	-	55	-	55
	E	55	-	55	-	55	-	55	-	55	-	55	-
	D	-	55	-	55	-	55	-	55	-	55	-	55
	C	55	-	55	-	55	-	55	-	55	-	55	-
	B	-	55	-	55	-	55	-	55	-	55	-	55
	A	55	-	55	-	55	-	55	-	55	-	55	-
	GND	-	-	-	-	-	-	-	-	-	-	-	-

METRAL P/N	ROW	CONTACT CODE 1	2	3	4	5	6	7	8	9	10	11	12
98030-X016LF *	H	55	55	55	55	55	55	55	55	55	55	55	55
	G	55	55	55	55	55	55	55	55	55	55	55	55
	F	57	57	55	55	55	55	55	55	55	55	55	55
	E	55	55	55	55	55	55	55	55	55	55	55	55
	D	55	55	55	55	55	55	55	55	55	55	55	55
	C	55	55	55	55	55	55	55	55	55	55	55	55
	B	55	55	55	55	55	55	55	55	55	55	55	55
	A	55	55	55	55	55	55	55	55	55	55	55	55
	GND	-	-	-	-	-	-	-	-	-	-	-	-

METRAL P/N	ROW	CONTACT CODE 1	2	3	4	5	6	7	8	9	10	11	12
98030-X017LF	H	02	02	02	02	02	02	02	02	01	02	02	02
	G	02	02	02	02	02	02	02	02	02	02	02	02
	F	04	04	02	02	02	02	02	02	02	02	02	02
	E	02	02	02	02	02	02	02	02	02	02	02	02
	D	02	02	02	02	02	02	02	02	02	02	02	02
	C	02	02	02	02	02	02	02	02	02	02	02	02
	B	02	02	02	02	02	02	02	02	02	02	02	02
	A	02	02	02	02	02	02	02	02	02	02	02	02
	GND	-	-	-	-	-	-	-	-	-	-	-	-

*REAR PLUG-UP PART NUMBER

spec ref			
tolerance std: ISO 406, ISO 1101	TOLERANCES UNLESS OTHERWISE SPECIFIED		
surface: ISO 1302	linear	0.X	±0.3
		0.XX	±0.13
		0.XXX	±0.050
	angular	0°	±°

dr	Narayanan, Aru	2020/11/24
eng	Kartha, Aravin	2021/06/24
chr	-	-
appr	Kuriakose, San	2021/08/26

projection

MM

product family

size: A4

scale: 1:1

ecn no: ELX-I-41331-1

rel level: Released

Amphenol FCi

title: VERTICAL SIGNAL HDR 8 ROW
P.F. 96 POS. SELECT LOAD EXT.

dwg no: 98030

rev: AA

cat. no.

Product - Customer Drw

sheet 5 of 6

Creo File:ELX-MC-A4C,REV F,2020-12-21

© 2020 Amphenol Corporation

NOTES:

1. MATERIAL : BODY : THERMOPLASTIC UL94-V0.

   : CONTACT : COPPER ALLOY.

2. FOR PLATING PERFORMANCE REFER DRAWING # 10159408.

3. SEE APPLICATION SPECIFICATION GS-20-010 FOR INFORMATION ON AVAILABLE TOOLING, CIRCUIT BOARD DESIGN CONSIDERATIONS, REPAIR PROCEDURES AND PRODUCT OFFERINGS.

4. UNLESS OTHERWISE SPECIFIED, ALL DIMENSIONS AND TOLERANCES ARE IN ACCORDANCE WITH ASME Y14.5M, 1994.

5. DIMENSIONAL RESTRICTIONS OF PINS IN HEADERS.
   DIM A : 5.0mm MIN, 8.0mm MAX FOR ROWS A-H
   DIM C : 5.0mm MIN, 8.0mm MAX FOR ROWS A-H

6. THE MIN PCB THICKNESS FOR REAR PLUG-UP APPLICATIONS IS 1.6mm

7. USE SHROUD 98173-102 FOR REAR PLUG-UP APPLICATIONS.

8. THE 'CONNECTOR OUTLINE' IS THE MIN OUTLINE REQUIRED. TO DETERMINE THE OUTLINE NECESSARY TO PERMIT THE VARIOUS TYPES OF REPAIR OPERATIONS, SEE APPLICATION SPECIFICATION GS-20-010.

9. CURRENT RATING : 1 AMP PER PIN

10. TEMPERATURE RANGE : -55°C TO +105°C

11. PRODUCTS WHERE THE PART NUMBERS ENDS IN "LF" MEET EUROPEAN UNION DIRECTIVES AND OTHER COUNTRY REGULATIONS AS DESCRIBED IN GS-47-0004.

    ALL PRODUCTS WILL WITHSTAND EXPOSURE TO 260° C FOR 60 SECONDS IN A CONVECTION, INFRA-RED OR VAPOR PHASE REFLOW OVEN.

12. A △ SYMBOL WILL BE NEXT TO ANY DIMENSION, VIEW, OR NOTE WHICH HAS TO BEEN MODIFIED WITH THE CURRENT DRAWING REVISION.

spec ref				dr	Narayanan, Aru	2020/11/24	projection	MM	size A4 / scale 1:1
tolerance std ISO 406 ISO 1101	TOLERANCES UNLESS OTHERWISE SPECIFIED			eng	Kartha, Aravin	2021/06/24			ecn no ELX-I-41331-1
				chr	-	-			
				appr	Kuriakose, San	2021/08/26	product family		rel level Released
surface ✓ ISO 1302	linear	0.X	±0.3	Amphenol FCi	title VERTICAL SIGNAL HDR 8 ROW P.F. 96 POS. SELECT LOAD EXT.		dwg no 98030		rev AA
		0.XX	±0.13						
		0.XXX	±0.050						
	angular	0°	±°		cat. no.		Product - Customer Drw		sheet 6 of 6

Creo File:ELX-MC-A4C,REV F,2020-12-21

© 2020 Amphenol Corporation