PRODUCT NUMBER	PEG TYPE	TAIL TYPE	TAIL LGTH. DIM "A"	PCB THICKNESS ±0.20	LOADING CONFIGURATION
70474–X001 *	PRESS	PRESS–FIT	2.90	1.6	FULLY LOADED
70474–X002 *	PRESS	PRESS–FIT	3.53	2.4	
70474–X003 *	HEAT–STAKE	PRESS–FIT	2.90	1.6	
70474–X004 *	HEAT–STAKE	PRESS–FIT	3.53	2.4	
70474–X005 *	PRESS	SOLDER	2.90	1.6	
70474–X006 *	PRESS	SOLDER	3.53	2.4	
70474–X007 *	HEAT–STAKE	SOLDER	2.90	1.6	
70474–X008 *	HEAT–STAKE	SOLDER	3.53	2.4	

* SEE NOTE 11 FOR LEAD FREE OPTIONS

PLATING CONTACT AREA:	
DASH NR:	PERFORMANCE LEVEL
–1YY/1YYLF	TELCORDIA CO
–2YY/2YYLF	CUSTOMER SPECIAL
–3YY/3YYLF	CUSTOMER SPECIAL

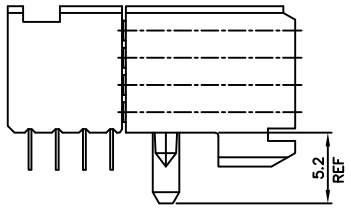

ASSY. WITH HEAT–STAKE PEG

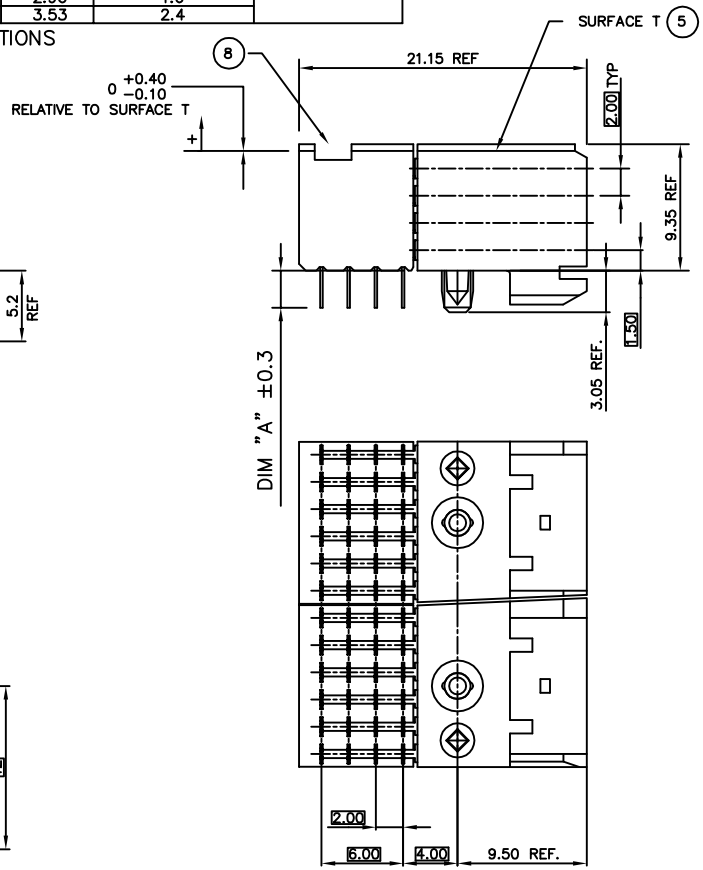

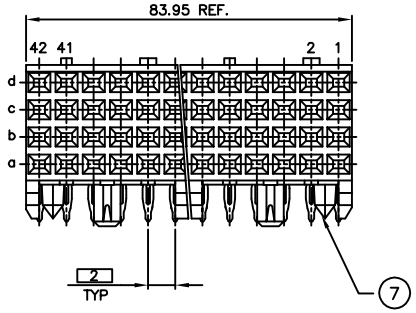

PRESS–FIT TAILS AND
PRESS PEGS SHOWN

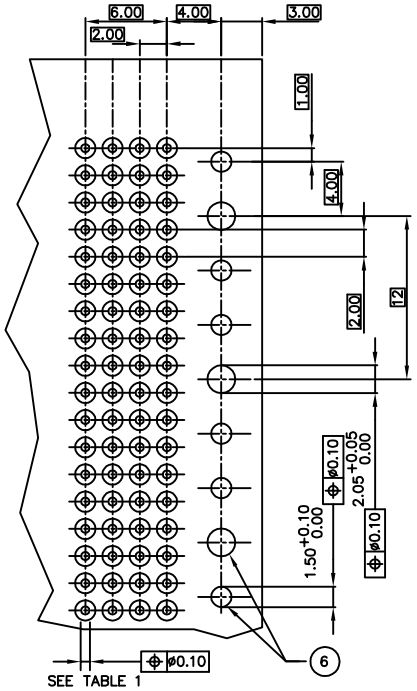

RECOMMENDED PC BOARD LAYOUT,
COMPONENT SIDE.

TABLE 1	
PLATED THRU HOLE REQUIREMENTS	
HOLE DIAMETER AFTER PLATING	0.65–0.80
DRILLED HOLE	0.81–0.86 (0.85 DRILL)
COPPER PLATING	0.025 – 0.05
SnPb PLATING	0.005–0.015

SEE DRAWING 58351
FOR OTHER OPTIONS

mat'l. code NOTE 1				tolerances unless otherwise specified			CUSTOMER COPY	www.fciconnect.com	
ltr	ecn no	dr	date		.X±.3			title	
K	DG07–0173	Cenh	6/05/07	linear	.XX±.13		projection	B SERIES R/A SIGNAL RECEPT ASSY,	
L	DG08–0171	TER	8/26/08		.XXX±.051			4 ROW, 7 MOD, PF/STB	
M	DG09–0068	Cenh	06/06/09	angles	0° ±2°				
				dr	STU STONER	960110	MM	product family METRAL (tm)	code 213
G	V12595	CGD	11/01/01	engr	R. DOUTRICH	960110		size A dwg no 70474	
H	V03–0721	DAI	08/18/03	chr	STU STONER	960110	scale 1:1		sheet 1 of 2
J	V05–1033	JRV	11/15/05	appd	C. PENDLETON	961010			
sheet index	revision sheet	M 1	M 2						

cage code 22526

ACAD

PDM: Rev:M STATUS: Released Printed: May 18, 2011

Tous droits strictement reserves. Reproduction ou communication a des tiers interdite sous quelque forme que ce soit sans autorisation ecrite du propletaire. Propriete de c FCI. Droits de reproduction FCI.

All rights strictly reserved. Reproduction or issue to third parties in any form whatever is not permitted without written authority from the proprietor. Property of FCI. Copyright FCI.

PRODUCT NO	TAIL TYPE	PEG TYPE	DIM "A"
70474–X020 *	SOLDER	PRESS	2.90

ROW	42	41	40	39	38	37	36	35	34	33	32	31	30	29	28	27	26	25	24	23	22	21	20	19	18	17	16	15	14	13	12	11	10	9	8	7	6	5	4	3	2	1
D	X	X	X	X	X	X	X	X	X	X	X	X	X	X	X	X	X	X	X	X	X	X	X	X	X	X	X	X	X	X	X	X	X	X	X	X	X	X	X	X	–	X
C	X	X	X	X	X	X	X	X	X	X	X	X	X	X	X	X	X	X	X	X	X	X	X	X	X	X	X	X	X	X	X	X	X	X	X	X	X	X	X	X	–	X
B	–	–	–	–	–	–	–	–	–	–	–	–	–	–	–	–	X	X	X	X	X	X	X	X	X	X	X	X	X	X	X	X	X	X	X	X	X	X	X	X	X	–
A	X	X	–	X	X	–	X	X	–	X	X	X	–	X	X	X	–	X	X	X	X	X	X	X	X	X	X	X	X	X	X	X	X	X	X	X	X	X	X	X	X	X
MODULE TYPE	SM						SM						SM						SM						SM						SM						SM					

* SEE NOTE 11 FOR LEAD FREE OPTIONS

NOTES:

1. CONNECTOR MATERIALS:
   HOUSING: LCP, 30% GLASS FILLED, UL 94–V0 COMPLIANT
   TERMINAL: PHOSPHOR BRONZE ALLOY
2. PLATING ON TAIL:
   PRESS–FIT TYPE
   70474–XYY IS 0.5–1.5um SnPb
   70474–XYYLF IS 0.5–1.5um Sn (LEAD FREE)
   SOLDER–TO–BOARD TYPE
   70474–XYY IS 2–8um SnPb
   70474–XYYLF IS 2–8um Sn (LEAD FREE)
3. PRODUCT SPECIFICATION:
   GS–12–002
4. APPLICATION SPECIFICATIONS:
   BUS–20–061
   GS–20–001
   TA–941
5. PRODUCT MARKING: (PART NUMBER & LOT CODE).
6. INDICATED HOLES ARE UNPLATED.
7. DIAMOND LOCATION PEG ARE ONLY EXISTED ON THE BOTH SIDES OF PRODUCT.
8. TOP SURFACE OF PRESS BLOCK MAY EXTEND UP TO 0.4MM HIGHER THAN HOUSING. THIS MAY AFFECT THE TAIL LENGTH BEFORE APPLICATION TO A BOARD.
9. DIMENSION APPLIES TO BOTH PRESS–FIT AND SOLDER TAIL TERMINATIONS.
10. THESE PRODUCTS WHERE THE PART NUMBER ENDS IN "LF" MEET THE EUROPEAN UNION DIRECTIVES AND OTHER COUNTRY REGULATIONS AS DESCRIBED IN GS–22–008.

    ALL PRODUCTS MANUFACTURED BEFORE SEPTEMBER 2005 WILL WITHSTAND EXPOSURE TO 240°C FOR 60 SECONDS IN A CONVECTION, INFAR–RED OR VAPOR PHASE REFLOW OVEN.

    ALL PRODUCTS MANUFACTURED AFTER AUGUST 2005 WILL WITHSTAND EXPOSURE TO 260°C FOR 60 SECONDS IN A CONVECTION, INFAR–RED OR VAPOR PHASE REFLOW OVEN.
11. FOR LEAD FREE PART NUMBERS ADD "LF" SUFFIX. EXAMPLE: 70474–XYYYLF.

LOAD PATTERN	
X	LOADED
–	NOT LOADED

mat'l. code			
–			
ltr	ecn no	dr	date
M			

tolerances unless otherwise specified		
linear	.X±.3	
	.XX±.13	
	.XXX±.051	
angles	0° ±2°	
dr	J. SHAFFER	2/23/01
engr	S. MINICH	2/23/01
chr	S. MINICH	2/23/01
appd	S. MINICH	2/23/01

CUSTOMER COPY

projection

MM

scale 1:1

www.fciconnect.com

title
B SERIES R/A SIGNAL RECEPT ASSY, 4 ROW, 7 MOD, PF/STB

product family METRAL (tm)

code 213

size A

dwg no 70474

sheet 2 of –

sheet index | revision sheet

cage code 22526

ACAD

PDM: Rev:M STATUS: Released Printed: May 18, 2011

Tous droits strictement reserves. Reproduction ou communication a des tiers interdite sous quelque forme que ce soit sans autorisation ecrite du propletaire. Propriete de c FCI. Droits de reproduction FCI.

All rights strictly reserved. Reproduction or issue to third parties in any form whatever is not permitted without written authority from the proprietor. Property of FCI. Copyright FCI.