

8-2394070-3 ✓ ACTIVE

PowerTube | PowerTube HVP-HD 1000


TE Internal #: 8-2394070-3

Bus Bar-to-Wire, 1 Position, 36 mm [1.417 in] Centerline, Header & Push-Push Assembly, Silver, Through Hole - Screw, Sealable, PowerTube HVP-HD 1000

[View on TE.com >](#)



Connectors > PCB Connectors > PCB Headers & Receptacles



Connector System: **Bus Bar-to-Wire**

Number of Positions: **1**

Number of Rows: **1**

Centerline (Pitch): **36 mm [ 1.417 in ]**

Termination Method to Printed Circuit Board: **Through Hole - Screw**

## Features

### Product Type Features

|                                   |                             |
|-----------------------------------|-----------------------------|
| Connector System                  | Bus Bar-to-Wire             |
| Header Type                       | Header & Push-Push Assembly |
| Sealable                          | Yes                         |
| Connector & Contact Terminates To | Bus Bar                     |

### Configuration Features

|                     |   |
|---------------------|---|
| Number of Positions | 1 |
| Number of Rows      | 1 |

### Electrical Characteristics

|                   |          |
|-------------------|----------|
| Operating Voltage | 1000 VAC |
|-------------------|----------|

### Body Features

|                         |      |
|-------------------------|------|
| Connector & Keying Code | C    |
| Primary Product Color   | Blue |

### Contact Features

|  |  |
|--|--|
|  |  |
|--|--|



|                                      |                |
|--------------------------------------|----------------|
| Mating Pin Diameter                  | 10 mm[.393 in] |
| Contact Mating Area Plating Material | Silver         |
| Contact Type                         | Pin            |
| Contact Current Rating (Max)         | 500 A          |

### Termination Features

|   |                      |
|---|----------------------|
| Termination Method to Printed Circuit Board | Through Hole - Screw |
|---|----------------------|

### Mechanical Attachment

|                         |              |
|-------------------------|--------------|
| Mating Alignment Type   | Polarization |
| Connector Mounting Type | Panel Mount  |

### Housing Features

|                    |                 |
|--------------------|-----------------|
| Centerline (Pitch) | 36 mm[1.417 in] |
|--------------------|-----------------|

### Usage Conditions

|                             |                            |
|-----------------------------|----------------------------|
| Operating Temperature (Max) | 140 °C[284 °F]             |
| Operating Temperature Range | -40 – 140 °C[-40 – 284 °F] |

### Operation/Application

|                     |                |
|---------------------|----------------|
| Circuit Application | Power & Signal |
|---------------------|----------------|

### Industry Standards

|                        |          |
|------------------------|----------|
| Degree of Protection   | IPX9K    |
| UL Flammability Rating | UL 94V-0 |

## Product Compliance

[For compliance documentation, visit the product page on TE.com>](#)

|   |  |
|---|--|
| EU RoHS Directive 2011/65/EU                  | Compliant  |
| EU ELV Directive 2000/53/EC                   | Compliant  |
| China RoHS 2 Directive MIIT Order No 32, 2016 | No Restricted Materials Above Threshold  |
| EU REACH Regulation (EC) No. 1907/2006        | <p>Current ECHA Candidate List: JAN 2024 (240)</p> <p>Candidate List Declared Against: JUNE 2023 (235)</p> <p>SVHC &gt; Threshold:</p> <p>Decamethylcyclopentasiloxane (D5) (.5% in component)</p> <p>Dodecamethylcyclohexasiloxane (D6) (.5% in component)</p> <p><b>Article Safe Usage Statements:</b><br/>Wash thoroughly after handling. Recycle if possible and dispose of the article by following all applicable governmental regulations relevant to your geographic location.</p> |

Halogen Content

Not Yet Reviewed for halogen content

Solder Process Capability

Not reviewed for solder process capability

Product Compliance Disclaimer

This information is provided based on reasonable inquiry of our suppliers and represents our current actual knowledge based on the information they provided. This information is subject to change. The part numbers that TE has identified as EU RoHS compliant have a maximum concentration of 0.1% by weight in homogenous materials for lead, hexavalent chromium, mercury, PBB, PBDE, DBP, BBP, DEHP, DIBP, and 0.01% for cadmium, or qualify for an exemption to these limits as defined in the Annexes of Directive 2011/65/EU (RoHS2). Finished electrical and electronic equipment products will be CE marked as required by Directive 2011/65/EU. Components may not be CE marked. Additionally, the part numbers that TE has identified as EU ELV compliant have a maximum concentration of 0.1% by weight in homogenous materials for lead, hexavalent chromium, and mercury, and 0.01% for cadmium, or qualify for an exemption to these limits as defined in the Annexes of Directive 2000/53/EC (ELV). Regarding the REACH Regulation, the information TE provides on SVHC in articles for this part number is based on the latest European Chemicals Agency (ECHA) 'Guidance on requirements for substances in articles' posted at this URL: <https://echa.europa.eu/guidance-documents/guidance-on-reach>

## Compatible Parts



TE Part # 1-2394085-1  
Pre-ASSY,Finger Access,Code K



TE Part # 1-2394085-2  
Pre-ASSY,Finger Access,Code L



TE Part # 1-2394085-3  
Pre-ASSY,Finger Access,Code M



TE Part # 2-2394085-1  
Pre-ASSY,Tool Access,Code A



TE Part # 2-2394085-2  
Pre-ASSY,Tool Access,Code B



TE Part # 2-2394085-3  
Pre-ASSY,Tool Access,Code C



TE Part # 2-2394085-4  
Pre-ASSY,Tool Access,Code D



TE Part # 2-2394085-5  
Pre-ASSY,Tool Access,Code E



TE Part # 2-2394085-6  
Pre-ASSY,Tool Access,Code F



TE Part # 2-2394085-7  
Pre-ASSY,Tool Access,Code G





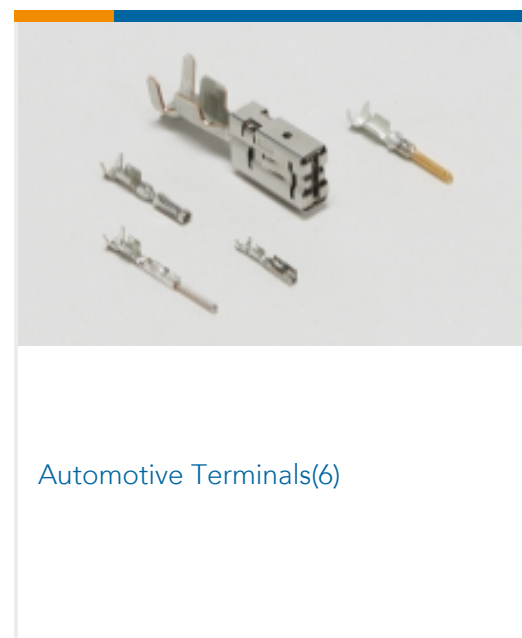
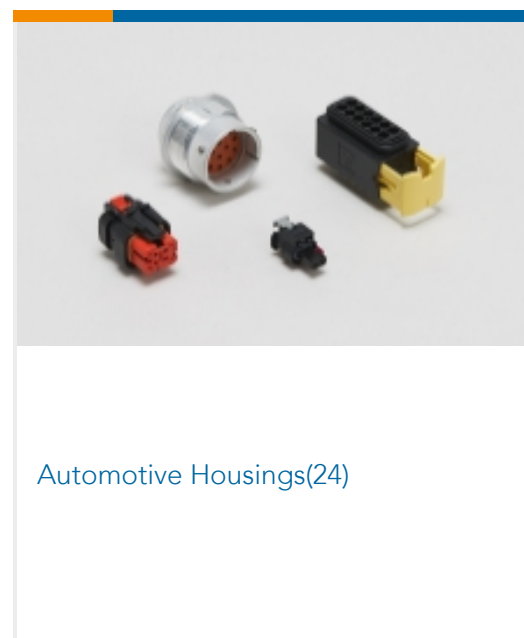
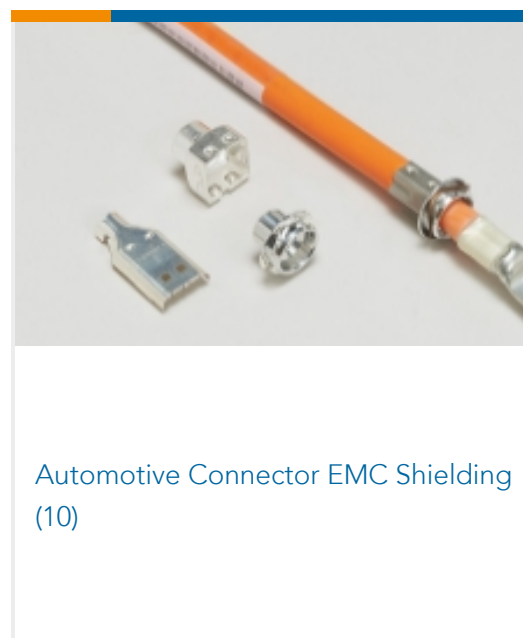

TE Part # 2-2394085-8  
Pre-ASSY,Tool Access,Code H



TE Part # 2-2394085-9  
Pre-ASSY,Tool Access,Code J



Also in the Series | **PowerTube HVP-HD 1000**



Documents

**Product Drawings**

1POS,HVP1000,ASSY,90DEG,COD C

English

**CAD Files**

Customer View Model

ENG\_CVM\_CVM\_8-2394070-3\_B.3d\_igs.zip

English





### Customer View Model

[ENG\\_CVM\\_CVM\\_8-2394070-3\\_B.3d\\_stp.zip](#)

English

### Customer View Model

[ENG\\_CVM\\_CVM\\_8-2394070-3\\_B.2d\\_dxf.zip](#)

English

[3D PDF](#)

3D

By downloading the CAD file I accept and agree to the [Terms and Conditions](#) of use.

---

### Datasheets & Catalog Pages

[HIVONEX CONNECTORS & CHARGING SOLUTIONS](#)

English

---

### Product Specifications

[Application Specification](#)

English