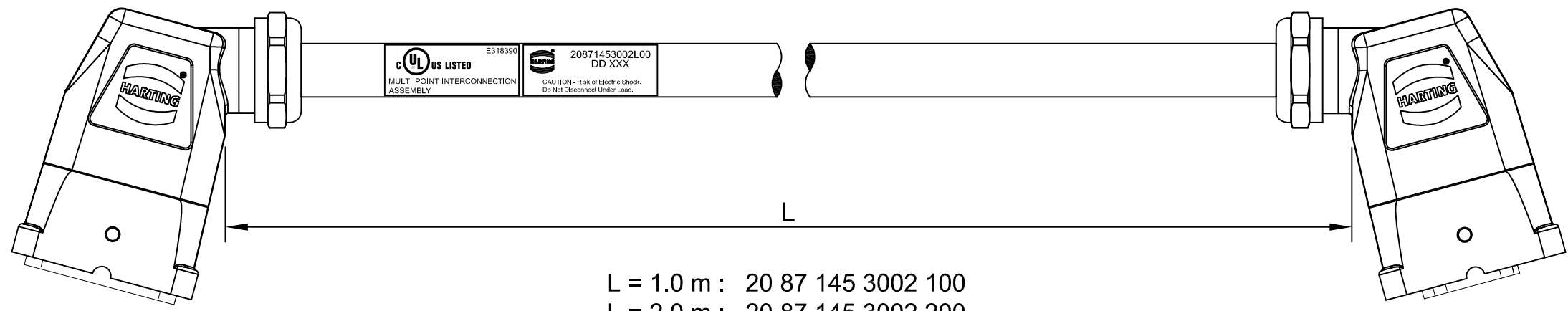


D

C

B

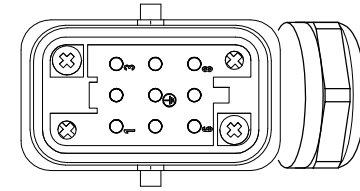
A



L = 1.0 m : 20 87 145 3002 100
 L = 2.0 m : 20 87 145 3002 200

* If a different length is required, contact your local HARTING office for part numbers and support.

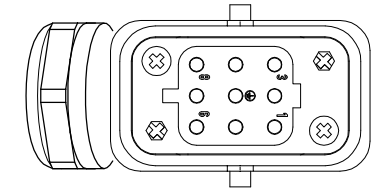
MATING FACE (male)



PIN-OUT

MALE INSERT	CABLE	FEMALE INSERT
PIN 1	#1 (BLACK)	PIN 1
PIN 2	#2 (BLACK)	PIN 2
PIN 3	#3 (BLACK)	PIN 3
PIN 4	#4 (BLACK)	PIN 4
PIN 5	#5 (BLACK)	PIN 5
PIN 6	#6 (BLACK)	PIN 6
PIN 7	#7 (BLACK)	PIN 7
PIN 8	#8 (BLACK)	PIN 8
PE	GREEN/YELLOW	PE

MATING FACE (female)



Notes:
 1. Contacts use crimp style termination.

DESCRIPTION	REV	DATE	NAME	HARTING PART NUMBER
				20 87 145 3002 L00
				DESCRIPTION
				UL2237 Cable Assembly Han Q 8/0, side-entry, 1-lever
				DRAWING NUMBER
				20871453002L00
				REFERENCE
				UL2237 ASSEMBLIES
				SHEET 1/1
				REVISION
				A

Standard HARTING tolerances apply unless otherwise specified.
 This drawing is property of HARTING Manufacturing Inc. No exploitation or transfer of information contained herein is permitted without written consent / agreement of HMI.

HARTING INC. OF NORTH AMERICA
 1370 BOWES ROAD
 ELGIN, IL 60123 PH: (847) 741-1500



A