

320862 ✓ ACTIVE



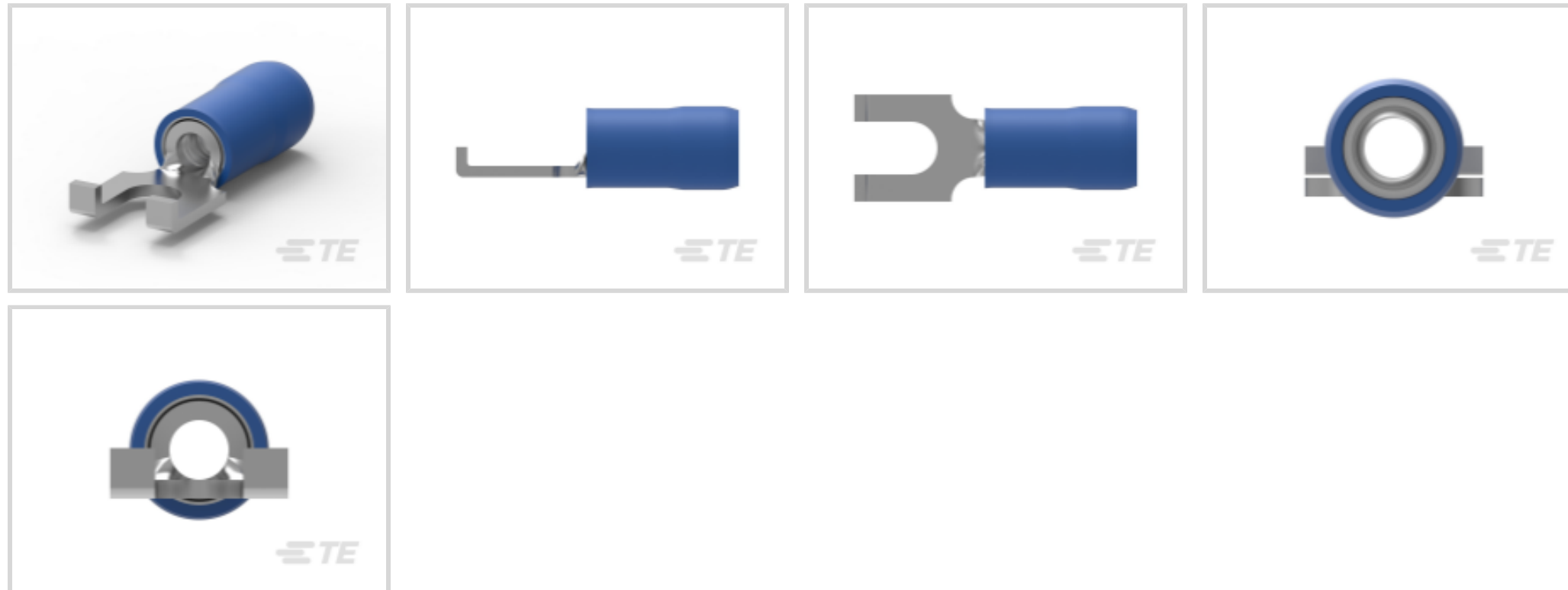
PIDG

TE Internal #: 320862

Spade Flange Tongue Terminal, 16 - 14 AWG, M4 / #8 Stud Size, 4.17 mm [.164 in] Stud Diameter, Closed Barrel, Flanged, Tin, Partially Insulated, PIDG

[View on TE.com >](#)

Terminals & Splices > Spade Terminals > PIDG Flanged Spade Tongue Terminals



Spade Terminal Type: Spade Flange Tongue Terminal

Wire Size: 2050 - 5180 CMA

Stud Size: #8, M4

[All PIDG Flanged Spade Tongue Terminals \(51\)](#)

Features

Product Type Features

Stud Size	#8, M4
Sealable	No
Wire Insulation Support Retention Type	Non-Insulation Support

Body Features

Product Weight	.96 g
----------------	-------

Contact Features

Spade Terminal Type	Spade Flange Tongue Terminal
Barrel Type	Closed
Terminal Orientation	Flanged
Terminal Plating Material	Tin

Mechanical Attachment

Wire Insulation Support	With
-------------------------	------

Dimensions

--	--



Wire Size	2050 - 5180 CMA
Stud Diameter	4.17 mm[.164 in]
Tongue Thickness	.84 mm[.033 in]
Product Length	18.72 mm[.737 in]
Compatible Insulation Diameter (Max)	4.32 mm[.17 in]
Compatible Insulation Diameter Range	2.92 - 4.31 mm[.115 - .17 in]

Usage Conditions

Insulation Option	Partially Insulated
Operating Temperature Range	105 °C[221 °F]

Operation/Application

Compatible With Wire Base Material	Copper
Compatible With Wire Plating Material	Tin

Industry Standards

Government Qualified Terminal	No
-------------------------------	----

Packaging Features

Packaging Quantity	1000
Packaging Method	Box

Product Compliance

[For compliance documentation, visit the product page on TE.com>](#)










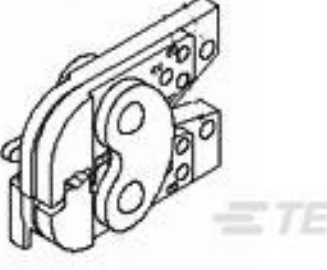
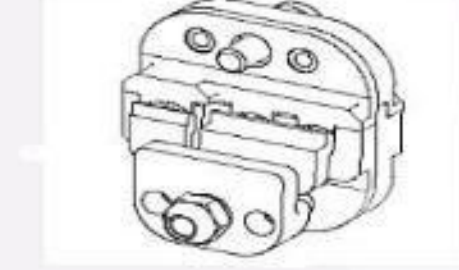
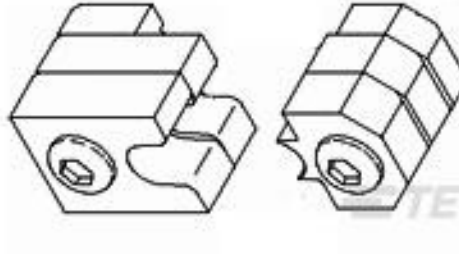




EU RoHS Directive 2011/65/EU	Compliant
EU ELV Directive 2000/53/EC	Compliant
China RoHS 2 Directive MIIT Order No 32, 2016	No Restricted Materials Above Threshold
EU REACH Regulation (EC) No. 1907/2006	Current ECHA Candidate List: JAN 2024 (240) Candidate List Declared Against: JAN 2024 (240) Does not contain REACH SVHC
Halogen Content	Low Halogen - Br, Cl, F, I < 900 ppm per homogenous material. Also BFR/CFR/PVC Free
Solder Process Capability	Not applicable for solder process capability

Product Compliance Disclaimer

This information is provided based on reasonable inquiry of our suppliers and represents our current actual knowledge based on the information they provided. This information is subject to change. The part numbers that TE has identified as

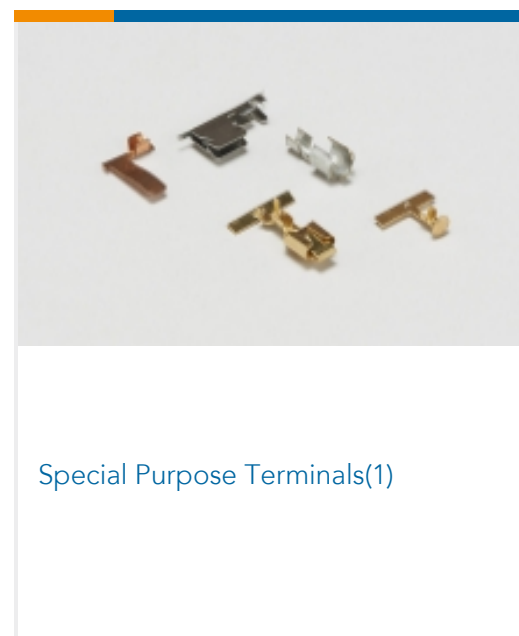
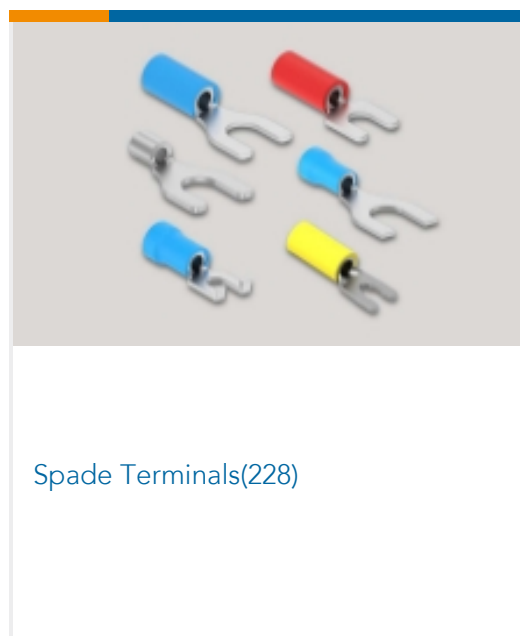
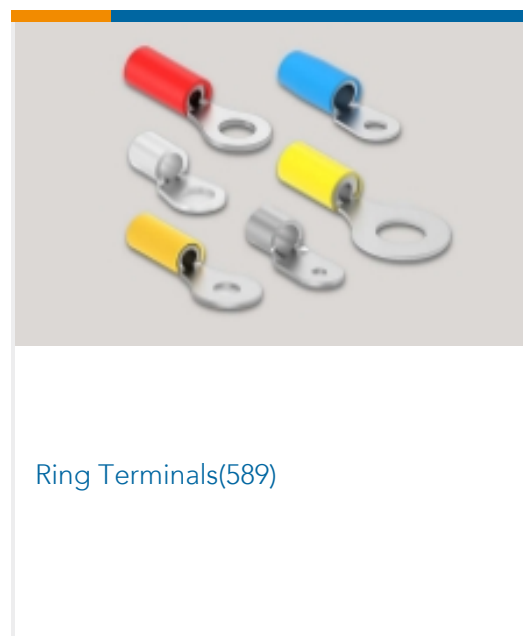
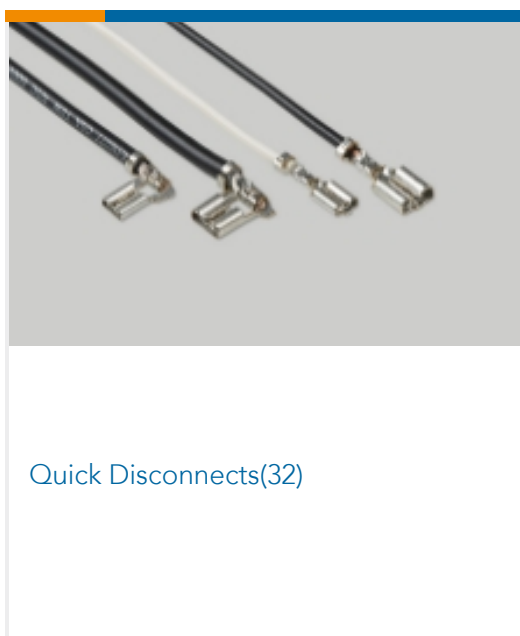

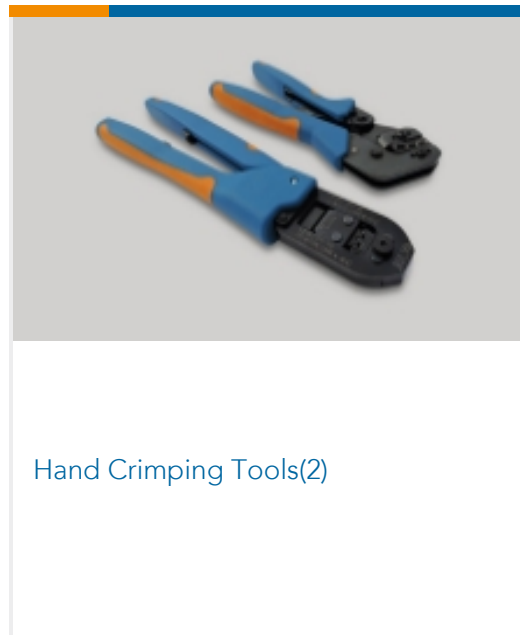

EU RoHS compliant have a maximum concentration of 0.1% by weight in homogenous materials for lead, hexavalent chromium, mercury, PBB, PBDE, DBP, BBP, DEHP, DIBP, and 0.01% for cadmium, or qualify for an exemption to these limits as defined in the Annexes of Directive 2011/65/EU (RoHS2). Finished electrical and electronic equipment products will be CE marked as required by Directive 2011/65/EU. Components may not be CE marked. Additionally, the part numbers that TE has identified as EU ELV compliant have a maximum concentration of 0.1% by weight in homogenous materials for lead, hexavalent chromium, and mercury, and 0.01% for cadmium, or qualify for an exemption to these limits as defined in the Annexes of Directive 2000/53/EC (ELV). Regarding the REACH Regulation, the information TE provides on SVHC in articles for this part number is based on the latest European Chemicals Agency (ECHA) 'Guidance on requirements for substances in articles' posted at this URL: <https://echa.europa.eu/guidance-documents/guidance-on-reach>

Compatible Parts

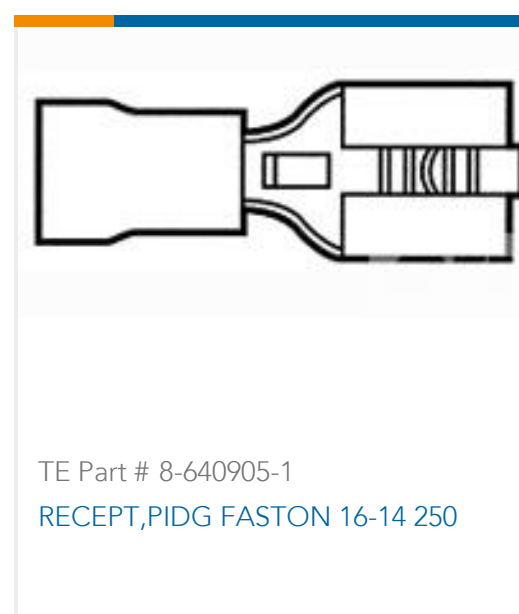
 <p>TE Part # 59824-1 TETRA-CRIMP PIDG PG FASTON 22-10 ASSY</p>	 <p>TE Part # 47386 DAHT PG PIDG 26-16 ASSY</p>	 <p>TE Part # 58433-3 PRO CR ASSY, RBY IS9252</p>	 <p>TE Part # 59250 T-HEAD PIDG 26-14 ASSY</p>
 <p>TE Part # 47387 DAHT PG PIDG 20-14 ASSY</p>	 <p>TE Part # 58423-1 DIE, RBY IS9252</p>	 <p>TE Part # 47387-7 DAHT PG PIDG 16-12 ASSY</p>	 <p>TE Part # 525691 DAHT PG PIDG 16-14 ASSY</p>
 <p>TE Part # 539691-2 ERGO DIE R.B.Y</p>	 <p>TE Part # 1-47387-0 DAHT PIDG PG 16-14 HEAD</p>	 <p>TE Part # 2063030-1 SDE DIESET, RBY, UL</p>	 <p>TE Part # 47807-1 DIES PIDG 16-14 DIE SET</p>
 <p>TE Part # 169400 CERTI-LOK FRAME W/O DIES</p>	 <p>TE Part # 2392022-2 BLUE BATTERY DAHT KIT 220V (47387-7)</p>	 <p>TE Part # 2392022-1 BLUE BATTERY DAHT KIT 110V (47387-7)</p>	 <p>TE Part # 169404 CERTI-LOK DIE</p>



Also in the Series | PIDG



Customers Also Bought

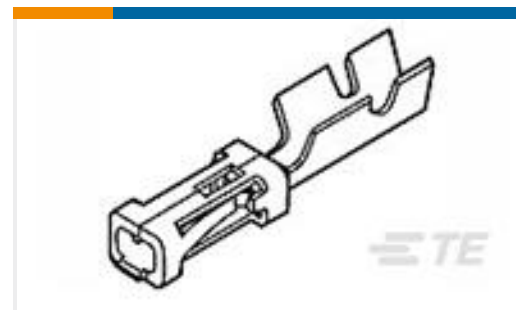




TE Part # 87631-5
10 MODIV HSG COMP DR .100 POL



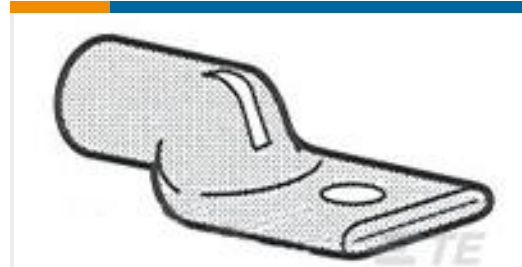
TE Part # 53123-2
TERMINAL,SOLIS SPR SPD 16-14 6



TE Part # 6-87756-7
MOD IV REC STP INT'L SPEC REEL



TE Part # 659585-000
CBR-3-1-A-(B3)



TE Part # 325807
TERMINAL,AMPOWER 300MCM 5/8

Documents

Product Drawings

[TERMINAL,PIDG SPD FLG 16-14 8](#)

English

CAD Files

[3D PDF](#)

English

Customer View Model

[ENG_CVM_320862_J.3d_igs.zip](#)

English

Customer View Model

[ENG_CVM_320862_J.3d_stp.zip](#)

English

Customer View Model

[ENG_CVM_320862_J.2d_dxf.zip](#)

English

By downloading the CAD file I accept and agree to the [Terms and Conditions](#) of use.

Agency Approvals

[UL Report](#)

English