



Engineering Change Notice (ECN)

ECN Number: 2023-006

Origination Date: July 27, 2023

Approval Date: October 27, 2023

Originator of Change: Ivan Lee/QA Engineering Manager

Part Number/Series: PCS15 Series

Revision Level: B

Reason for Change(s):

The housing tools to produce this SSR Series were worn out.

For this relay to be manufactured on the automated assembly equipment, we implemented a redesign of the housing and screws.

See the attached drawings and photos for comparison of the new features to the previous design's features.

1. Housing design changed resulting in an overall height increase.
2. Screws were redesigned to remove saddle washers.
3. LED feature is not standard. We will no longer produce parts without the LED option.
4. LED color changed from red to green.
5. These changes have no effect on the Input, Output or Characteristics of the SSR.

LED COLOR CHANGES



Current PCS15 with Red LED



New PCS34 with Green LED

SCREW TERMINAL DESIGN CHANGES

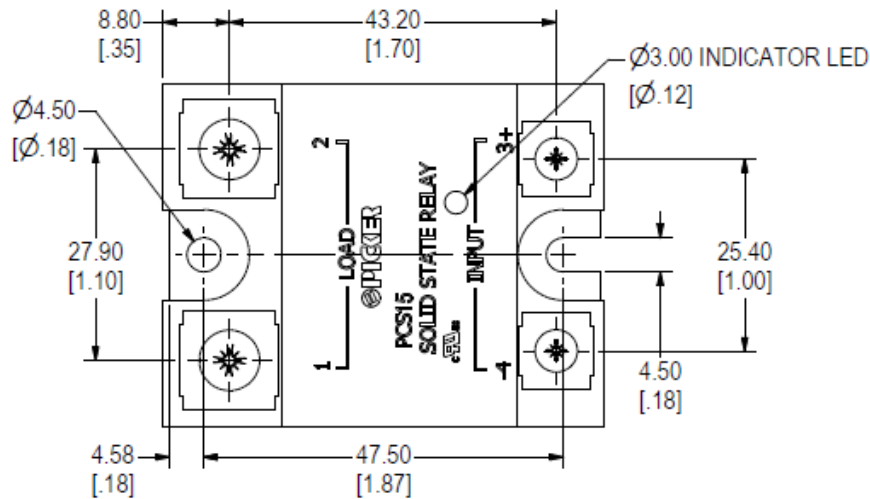


Current PCS15 with Screw Terminals with Saddle Washers

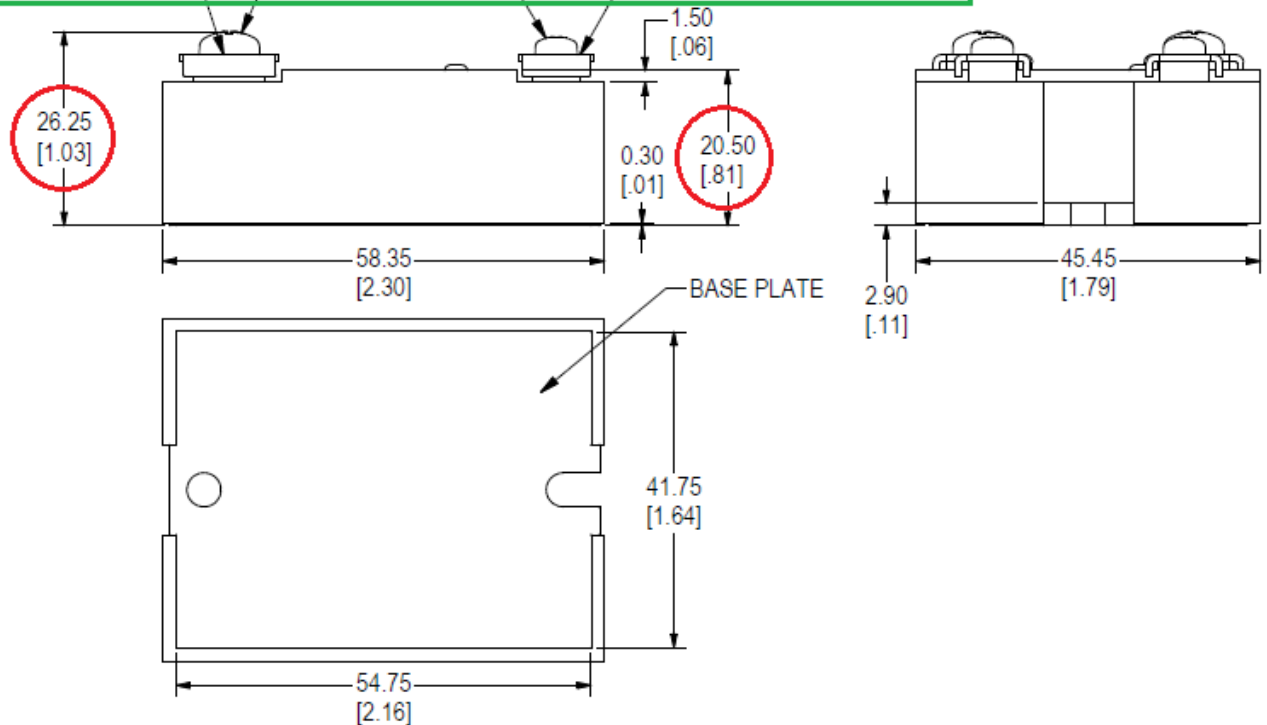


New PCS15 with new Screw Terminals design

HOUSING AND SCREW SIZE CHANGES. (CURRENT DESIGN PCS15 with screw terminals)

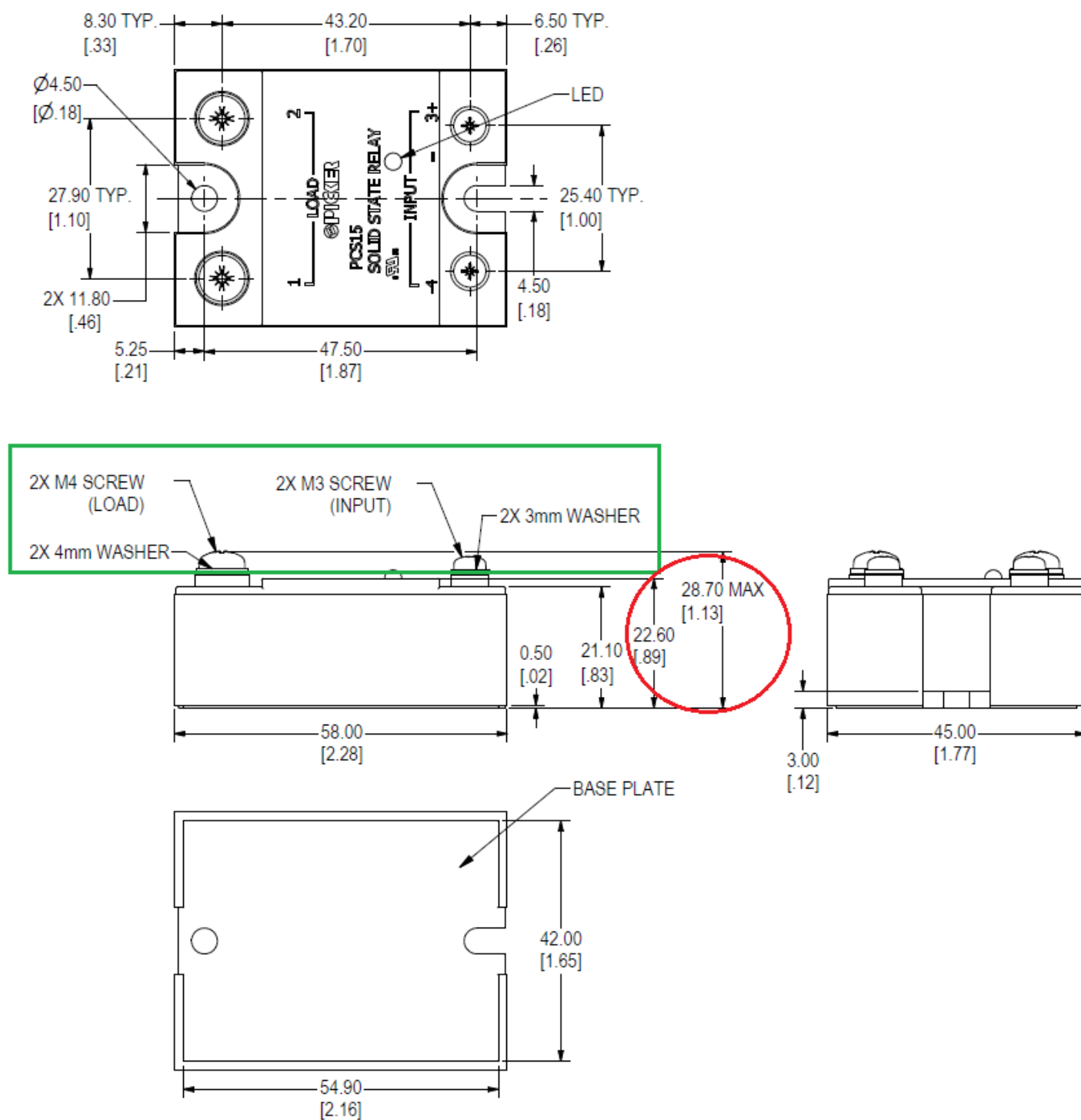


2X 5/32" U-SADDLE WASHER
2X M4 SCREW
2X M3 SCREW
2X 1/8" U-SADDLE WASHER



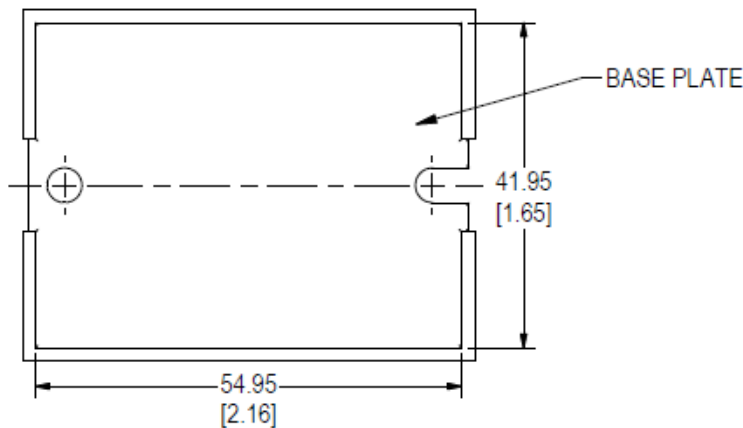
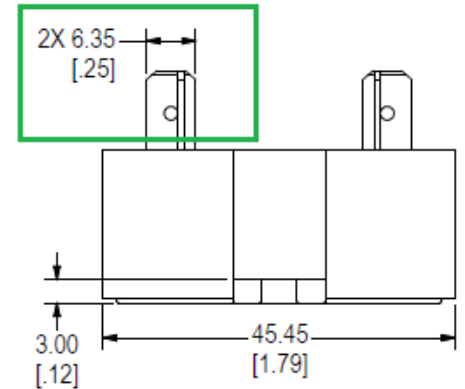
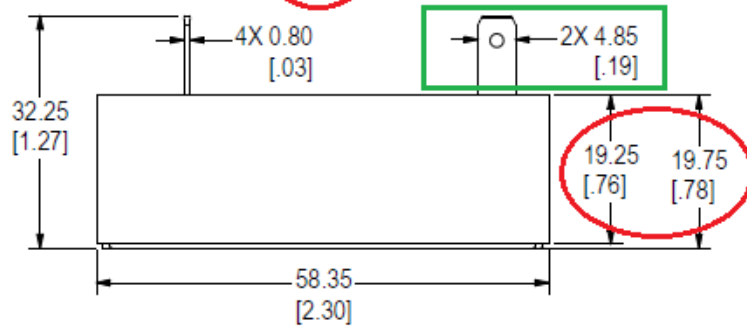
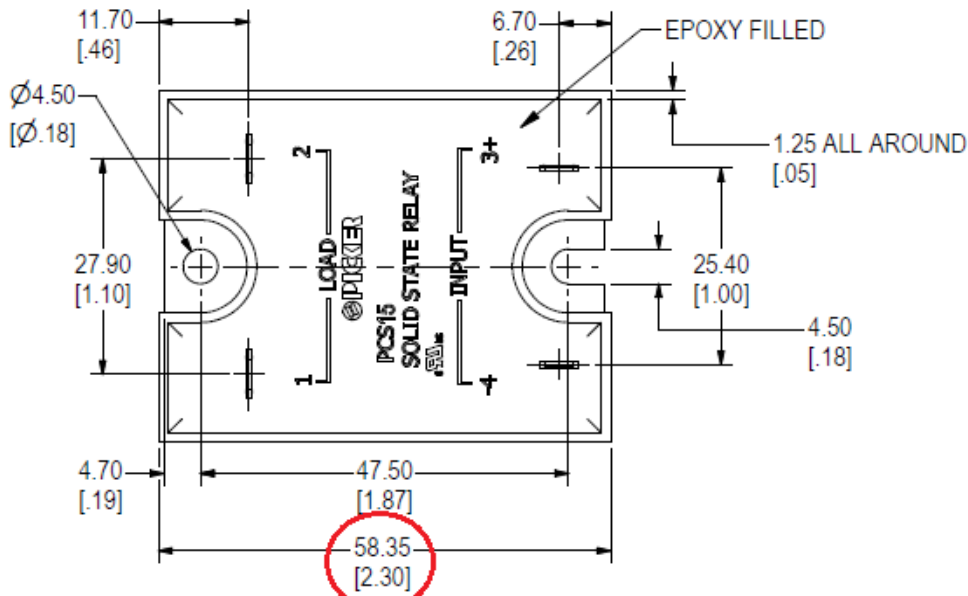
Current PCS15 with screw terminals
Overall height from base to top of output screw: 26.25mm
Overall height from base to top of cover: 20.50mm
Input Screw Size: M3
Load Screw Size: M4

HOUSING & SCREW SIZE CHANGES. (NEW DESIGN PCS15 with screw terminals)



New PCS15 with screw terminals
Overall height from base to top of output screw: 28.70mm
Overall height from base to top of cover: 22.60mm
Input Screw Size: M3
Load Screw Size: M4

HOUSING & TERMINAL CHANGES. (CURRENT DESIGN PCS15 with quick connect terminals)



Current PCS15 with quick connect terminals - Fully epoxy sealed.

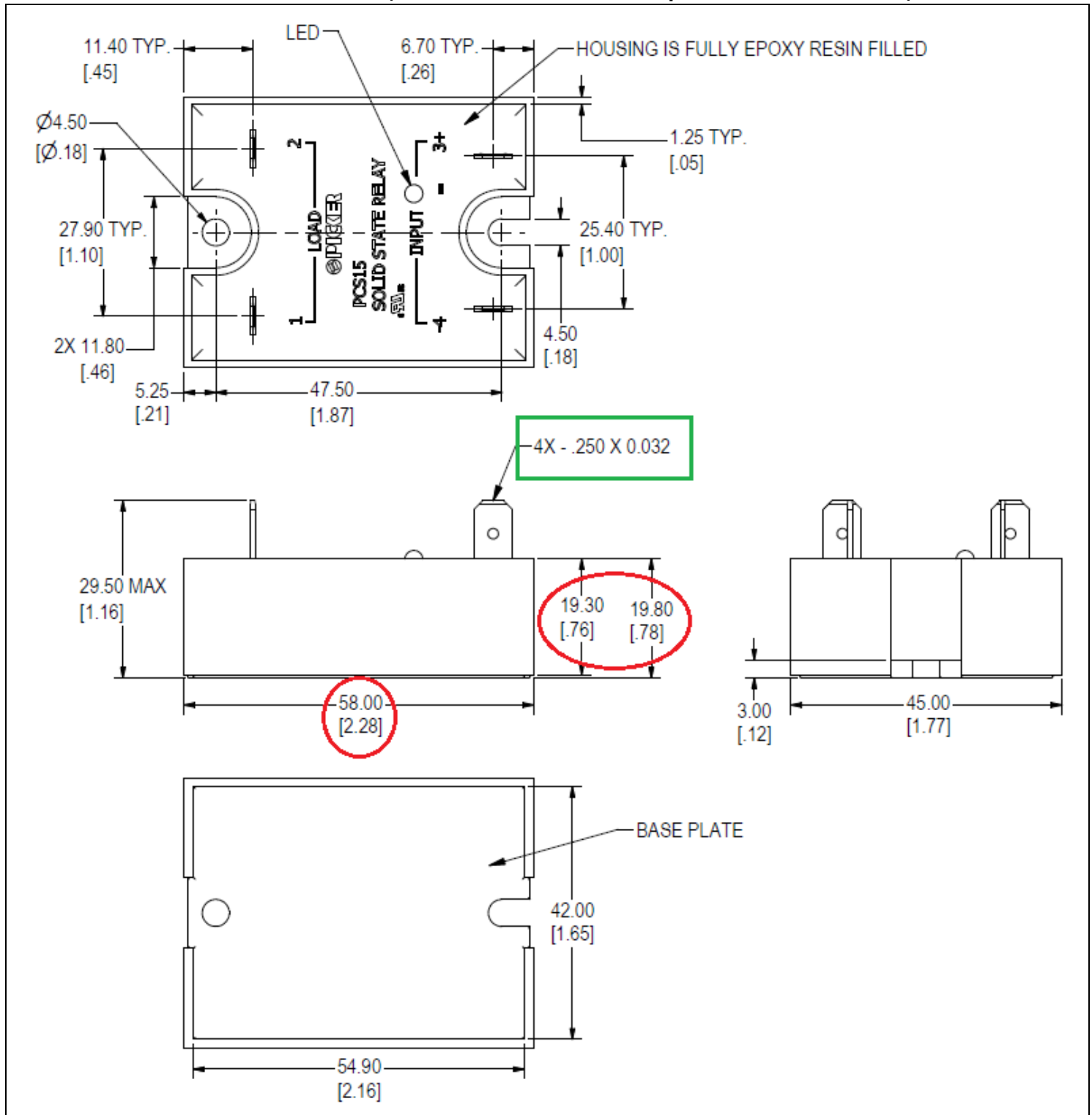
Overall height from base to top of cover: 19.75mm

Overall length of base: 58.35mm

Input Quick Connect Terminal Size: 4.85mm (.187")

Load Quick Connect Terminal Size: 6.35mm (.250")

HOUSING & TERMINAL CHANGES. (NEW DESIGN PCS15 with quick connect terminals)



New PCS15 with quick connect terminals - Fully epoxy sealed.

Overall height from base to top of cover: 19.80mm

Overall length of base: 58.00mm

Input Quick Connect Terminal Size: 6.35mm (.250")

Load Quick Connect Terminal Size: 6.35mm (.250")