


**Data sheet | Item number: 294-8315**



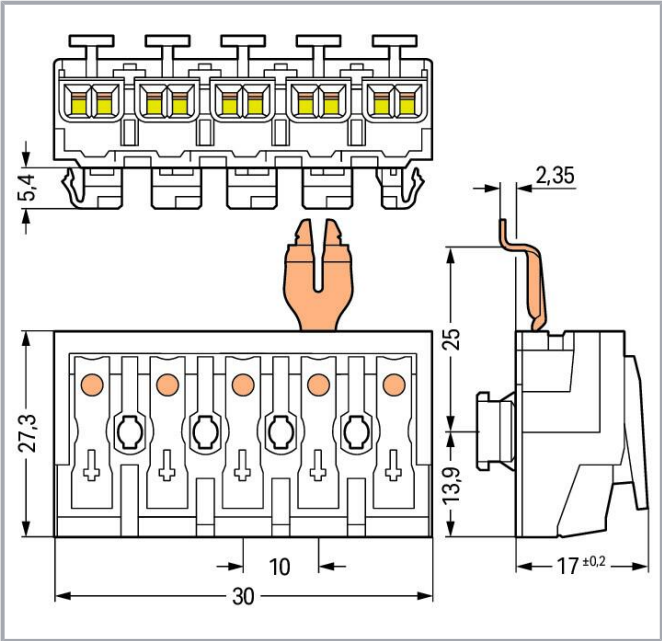
Lighting connector; push-button, external; for Linect®; with angled snap-in ground contact; L3-L2-L1-PE-N; 5-pole; Cod. A; Lighting side: for solid conductors; Inst. side: for all conductor types; max. 2.5 mm²; Surrounding air temperature: max 85°C (T85); 2,50 mm²; white

[www.wago.com/294-8315](http://www.wago.com/294-8315)



 Picture differs from the item.

Color: 



**Item description**

- External connection of solid, stranded and fine-stranded conductors
- Universal conductor termination (AWG, metric)
- Third contact located at the bottom of internal connector end
- - Strain relief plate can be retrofitted

**Data**

**Electrical data**

**Ratings per IEC/EN**

Ratings	Connection points
Ratings per	IEC/EN 60998-1

Subject to changes. Please also observe the further product documentation!

WAGO GmbH & Co. KG  
Hansastr. 27  
32423 Minden  
Phone: +49571 887-0 | Fax: +49571 887-169  
Email: [info.de@wago.com](mailto:info.de@wago.com) | Web: [www.wago.com](http://www.wago.com)

Do you have any questions about our products?  
We are always happy to take your call at +49 (571) 887-44222.



Nominal voltage (II/2)	500 V
Rated surge voltage (II/2)	4 kV
Rated current	24 A
Legend (ratings)	(II / 2) $\Delta$ Overvoltage category II / Pollution degree 2

### Ratings per IEC/EN 2

Ratings	Connection points
Ratings per 2	IEC/EN 60998-2-2
Rated voltage (II/2) 2	500 V
Rated surge voltage (II/2) 2	4 kV
Rated current 2	24 A

### Ratings per IEC/EN 3

Ratings	Linect <sup>®</sup> plug-in connection
Ratings per 3	IEC/EN 61984
Rated voltage (II/2) 3	500 V
Rated surge voltage (II/2) (3)	4 kV
Rated current 3	16 A

### Connection data

Total number of potentials	5
Number of connection types	4
PE function	Angled snap-in PE contact

### Connection 1

Connection type 1	External 1
Connection technology	Push-in CAGE CLAMP <sup>®</sup>
Number of connection points	2
Actuation type	Push-button
Solid conductor	0.5 ... 2.5 mm <sup>2</sup> / 18 ... 12 AWG
Solid conductor; push-in termination	0.5 ... 2.5 mm <sup>2</sup> / 18 ... 12 AWG
Stranded conductor	0.5 ... 2.5 mm <sup>2</sup> / 18 ... 14 AWG
Fine-stranded conductor	0.5 ... 2.5 mm <sup>2</sup> / 18 ... 14 AWG
Fine-stranded conductor; with insulated ferrule	0.5 ... 1.5 mm <sup>2</sup> / 18 ... 16 AWG
Fine-stranded conductor; with uninsulated ferrule	0.5 ... 1.5 mm <sup>2</sup> / 18 ... 16 AWG
Fine-stranded conductor; with ferrule; push-in termination	0.5 mm <sup>2</sup> / 18 AWG

Subject to changes. Please also observe the further product documentation!



Strip length	8 ... 9 mm / 0.31 ... 0.35 inches
Pole number	5

## Connection 2

Connection type 2	Internal 2
Connection technology 2	PUSH WIRE®
Number of connection points 2	1
Actuation type 2	Push-in
Solid conductor 2	0.5 ... 2.5 mm <sup>2</sup> / 18 ... 14 AWG
Fine-stranded conductor; with insulated ferrule 2	0.5 ... 1 mm <sup>2</sup> / 18 ... 14 AWG
Fine-stranded conductor; with uninsulated ferrule 2	0.5 ... 1.5 mm <sup>2</sup> / 18 ... 16 AWG
Strip length 2	8 ... 9 mm / 0.31 ... 0.35 inches

## Connection 3

Connection type 3	Internal 3
Connection technology 3	PUSH WIRE®
Number of connection points 3	1
Actuation type 3	Push-in
Solid conductor 3	0.5 ... 1.5 mm <sup>2</sup> / 18 ... 16 AWG
Fine-stranded conductor; with insulated ferrule 3	0.5 ... 0.75 mm <sup>2</sup> / 18 AWG
Fine-stranded conductor; with uninsulated ferrule 3	0.5 ... 1 mm <sup>2</sup> / 18 ... 14 AWG
Strip length 3	8 ... 9 mm / 0.31 ... 0.35 inches

## Connection 4

Connection type 4	Internal 4
Connection technology 4	PUSH WIRE®
Number of connection points 4	1
Actuation type 4	Push-in
Solid conductor 4	0.5 ... 0.75 mm <sup>2</sup> / 18 AWG
Strip length 4	8 ... 9 mm / 0.31 ... 0.35 inches

## Physical data

Pin spacing	10 mm / 0.394 inches
Width	50 mm / 1.969 inches
Height	22.4 mm / 0.882 inches
Height from the surface	17 mm / 0.669 inches

Subject to changes. Please also observe the further product documentation!

WAGO GmbH & Co. KG  
Hansastr. 27  
32423 Minden  
Phone: +49571 887-0 | Fax: +49571 887-169  
Email: [info.de@wago.com](mailto:info.de@wago.com) | Web: [www.wago.com](http://www.wago.com)

Do you have any questions about our products?  
We are always happy to take your call at +49 (571) 887-44222.



Depth	27.3 mm / 1.075 inches
-------	------------------------

## Mechanical data

Technology	Linect
Marking	L3 L2 L1 $\nabla$ N

## Material data

Note (material data)	Information on material specifications can be found here
Color	white
Material group	IIIa
Insulation material	Polycarbonate (PC)
Flammability class per UL94	V0
Clamping spring material	Chrome-nickel spring steel (CrNi)
Contact material	Electrolytic copper ( $E_{Cu}$ )
Contact plating	Tin
Fire load	0.33 MJ
Weight	17.1 g

## Environmental requirements

Temperature stability	120 °C
T marking	T85

## Commercial data

Product Group	8 (Misc. Chassis Mount Blocks)
eCl@ss 10.0	27-14-11-06
eCl@ss 9.0	27-14-11-06
ETIM 8.0	EC001284
ETIM 7.0	EC001284
ECCN	NO DATA
PU (SPU)	250 pcs
Packaging type	bag
Country of origin	PL
GTIN	4050821487074
Customs tariff number	85369010000

Subject to changes. Please also observe the further product documentation!

## Environmental Product Compliance


REACH Candidate List Substance	Perfluorobutane sulfonic acid (PFBS) and its salts
RoHS Compliance Status	Compliant, No Exemption
SCIP notification number (Austria)	5e57a05f-df37-476e-b016-5f5b04fedbcf
SCIP notification number (Belgium)	94730e35-9bf2-43b2-84d6-0298873ed2ef
SCIP notification number (Bulgaria)	be358271-6c84-410d-a9e2-349692eb9a07
SCIP notification number (Czech Republic)	63649edc-f8c1-4836-a99b-97235106133d
SCIP notification number (Denmark)	ce831ec9-c812-484b-adbc-8870a6f92a16
SCIP notification number (Finland)	bc082881-7b4b-4403-bf8e-a80d4446d8ad
SCIP notification number (France)	c950196f-ff76-4d8a-9d95-bbe53b96f370
SCIP notification number (Germany)	9588ff43-2e0b-4485-af76-e13e4dabf04c
SCIP notification number (Hungary)	927728d4-072a-4135-a116-edc2c53f1745
SCIP notification number (Italy)	59ec26a7-6532-47a3-860b-0a3597f7934b
SCIP notification number (Netherlands)	f5b4a336-d4c1-4883-914a-f7f208f3d01b
SCIP notification number (Poland)	784239da-d335-472b-bf09-779a3baf99e0
SCIP notification number (Romania)	167b4d03-64ca-482b-9a96-b484a761fbba
SCIP notification number (Sweden)	7b6ad29c-1c11-4da3-8978-cdd3ced936b7

## Other


Technology	Linect
------------	--------

## Approvals / Certificates

### General approvals

Logo	Approval	Additional Approval Text	Certificate name
	ENEC 05 DEKRA Certification B.V.	EN 60998	2128791.01

### Declarations of conformity and manufacturer's declarations

Logo	Approval	Additional Approval Text	Certificate name
	EU-Declaration of Conformity WAGO GmbH & Co. KG	-	-
	UK-Declaration of Conformity WAGO GmbH & Co. KG	-	-

Subject to changes. Please also observe the further product documentation!

WAGO GmbH & Co. KG  
Hansastr. 27  
32423 Minden  
Phone: +49571 887-0 | Fax: +49571 887-169  
Email: [info.de@wago.com](mailto:info.de@wago.com) | Web: [www.wago.com](http://www.wago.com)

Do you have any questions about our products?  
We are always happy to take your call at +49 (571) 887-44222.



Downloads  
Documentation

Additional Information

Technical Section	2019 年4月3日	pdf	Download
Technical explanations		2.1 MB	

CAD/CAE-Data

CAE data

WSCAD Universe 294-8315	URL	Download
-------------------------	-----	----------

Environmental Product Compliance

Compliance Search

Environmental Product Compliance 294-8315	URL	Download
Lighting connector; push-button, external; for Linect®; with angled snap-in ground contact; L3-L2-L1-PE-N; 5-pole; Cod. A; Lighting side: for solid conductors; Inst. side: for all conductor types; max. 2.5 mm²; Surrounding air temperature: max 85°C (T85); 2,50 mm²; white		

Installation Notes

Subject to changes. Please also observe the further product documentation!