


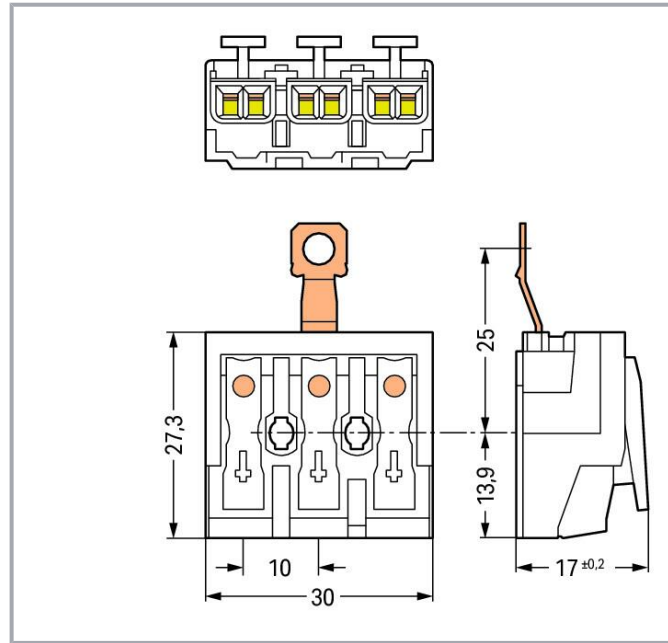
Data sheet | Item number: 294-4413

Lighting connector; push-button, external; with screw-type ground contact;
3-pole; Lighting side: for solid conductors; Inst. side: for all conductor types;
max. 2.5 mm²; Surrounding air temperature: max 85°C (T85); 2,50 mm²; white

www.wago.com/294-4413



Color: —



Item description

- External connection of solid, stranded and fine-stranded conductors
- Universal conductor termination (AWG, metric)
- Third contact located at the bottom of internal connection end
- Strain relief plate can be retrofitted

Data

Electrical data

Ratings per IEC/EN

Ratings per

IEC/EN 60998-1

Subject to changes. Please also observe the further product documentation!

WAGO GmbH & Co. KG
Hansastr. 27
32423 Minden
Phone: +49571 887-0 | Fax: +49571 887-169
Email: info.de@wago.com | Web: www.wago.com

Do you have any questions about our products?
We are always happy to take your call at +49 (571) 887-44222.



Nominal voltage (II/2)	500 V
Rated surge voltage (II/2)	4 kV
Rated current	24 A
Legend (ratings)	(II / 2) Δ Overvoltage category II / Pollution degree 2

Ratings per IEC/EN – Notes

Ratings (note)	Connection points
----------------	-------------------

Ratings per IEC/EN 2

Ratings per 2	IEC/EN 60998-2-2
Ratings (note) 2	Connection points
Rated voltage (II/2) 2	500 V
Rated surge voltage (II/2) 2	4 kV
Rated current 2	24 A

Connection data

Connection points	15
Total number of potentials	3
Number of connection types	4
PE function	Screw-type PE contact

Connection 1

Connection type 1	External 1
Connection technology	Push-in CAGE CLAMP®
Number of connection points	2
Actuation type	Push-button
Connectable conductor materials	Copper
Solid conductor	0.5 ... 2.5 mm² / 18 ... 12 AWG
Solid conductor; push-in termination	0.5 ... 2.5 mm² / 18 ... 12 AWG
Stranded conductor	0.5 ... 2.5 mm² / 18 ... 14 AWG
Fine-stranded conductor	0.5 ... 2.5 mm² / 18 ... 14 AWG
Fine-stranded conductor; with insulated ferrule	0.5 ... 1.5 mm² / 18 ... 16 AWG
Fine-stranded conductor; with uninsulated ferrule	0.5 ... 1.5 mm² / 18 ... 16 AWG
Fine-stranded conductor; with ferrule; push-in termination	0.5 mm² / 18 AWG
Strip length	8 ... 9 mm / 0.31 ... 0.35 inches
Pole number	3

Subject to changes. Please also observe the further product documentation!

WAGO GmbH & Co. KG
Hansastr. 27
32423 Minden
Phone: +49571 887-0 | Fax: +49571 887-169
Email: info.de@wago.com | Web: www.wago.com

Do you have any questions about our products?
We are always happy to take your call at +49 (571) 887-44222.



Wiring direction

Side-entry wiring

Connection 2

Connection type 2	Internal 2
Connection technology 2	PUSH WIRE®
Number of connection points 2	1
Actuation type 2	Push-in
Solid conductor 2	0.5 ... 2.5 mm² / 18 ... 14 AWG
Fine-stranded conductor; with insulated ferrule 2	0.5 ... 1 mm² / 18 ... 16 AWG
Fine-stranded conductor; with uninsulated ferrule 2	0.5 ... 1.5 mm² / 18 ... 14 AWG
Strip length 2	8 ... 9 mm / 0.31 ... 0.35 inches

Connection 3

Connection type 3	Internal 3
Connection technology 3	PUSH WIRE®
Number of connection points 3	1
Actuation type 3	Push-in
Solid conductor 3	0.5 ... 1.5 mm² / 18 ... 16 AWG
Fine-stranded conductor; with insulated ferrule 3	0.5 ... 0.75 mm² / 18 AWG
Fine-stranded conductor; with uninsulated ferrule 3	0.5 ... 1 mm² / 18 AWG
Strip length 3	8 ... 9 mm / 0.31 ... 0.35 inches

Connection 4

Connection type 4	Internal 4
Connection technology 4	PUSH WIRE®
Number of connection points 4	1
Actuation type 4	Push-in
Solid conductor 4	0.5 ... 0.75 mm² / 18 AWG
Strip length 4	8 ... 9 mm / 0.31 ... 0.35 inches

Physical data

Pin spacing	10 mm / 0.394 inches
Width	30 mm / 1.181 inches
Height from the surface	17 mm / 0.669 inches
Depth	27.3 mm / 1.075 inches

Subject to changes. Please also observe the further product documentation!

WAGO GmbH & Co. KG
Hansastr. 27
32423 Minden
Phone: +49571 887-0 | Fax: +49571 887-169
Email: info.de@wago.com | Web: www.wago.com

Do you have any questions about our products?
We are always happy to take your call at +49 (571) 887-44222.



Mechanical data

Marking	N- $\frac{1}{2}$ -L
Mounting type	without snap-in mounting feet

Material data

Note (material data)	Information on material specifications can be found here
Color	white
Material group	IIIa
Insulation material	Polycarbonate (PC)
Flammability class per UL94	V0
Clamping spring material	Chrome-nickel spring steel (CrNi)
Contact material	Electrolytic copper (E _{Cu})
Contact plating	Tin
Fire load	0.182 MJ
Halogen-free	Yes
Weight	9.8 g

Environmental requirements

Temperature stability	120 °C
T marking	T85

Commercial data

Product Group	8 (Misc. Chassis Mount Blocks)
eCl@ss 10.0	27-14-11-06
eCl@ss 9.0	27-14-11-06
ETIM 8.0	EC001284
ETIM 7.0	EC001284
ECCN	NO DATA
PU (SPU)	500 pcs
Packaging type	Bag
Country of origin	PL
GTIN	4050821098041
Customs tariff number	85369010000


Subject to changes. Please also observe the further product documentation!

Environmental Product Compliance



REACH Candidate List Substance	Perfluorobutane sulfonic acid (PFBS) and its salts
RoHS Compliance Status	Compliant, No Exemption
SCIP notification number (Austria)	217cc0b8-a97d-4bef-8027-0ff7327fe76f
SCIP notification number (Belgium)	886fefca-34b4-4efc-8fa9-b63b4e52dd99
SCIP notification number (Bulgaria)	856784b4-ae01-4e81-a8df-8324d03fa739
SCIP notification number (Czech Republic)	c9d34ce9-9212-425f-a87b-fcdc406923ce
SCIP notification number (Denmark)	20827ca7-c789-4598-929a-1570dc6121d2
SCIP notification number (Finland)	39e4fe78-1cb8-49ae-b108-cd145972b539
SCIP notification number (France)	9514e325-a808-4ffa-9c13-d9392b741556
SCIP notification number (Germany)	4c54ee07-d0c5-42f6-af42-3ad26bcf161b
SCIP notification number (Hungary)	d7c1eef7-62d6-4f54-87f6-34bd250ee2ec
SCIP notification number (Italy)	f546897c-276f-45f9-91c1-53f0c0ec0831
SCIP notification number (Netherlands)	71c7470e-432b-4e74-a43b-f0ac1c971e7e
SCIP notification number (Poland)	4fac6884-509a-4ac4-8efe-89fc4f502054
SCIP notification number (Romania)	7175dce3-6101-4299-9ad8-4dd11988a9b6
SCIP notification number (Sweden)	83dac704-4e34-425f-9016-944b6e6e9d12

Approvals / Certificates

General approvals

Logo	Approval	Additional Approval Text	Certificate name
	ENEC 05 DEKRA Certification B.V.	EN 60998	2128791.01

Declarations of conformity and manufacturer's declarations

Logo	Approval	Additional Approval Text	Certificate name
	EU-Declaration of Conformity WAGO GmbH & Co. KG	-	-
	UK-Declaration of Conformity WAGO GmbH & Co. KG	-	-

Subject to changes. Please also observe the further product documentation!

WAGO GmbH & Co. KG
Hansastr. 27
32423 Minden
Phone: +49571 887-0 | Fax: +49571 887-169
Email: info.de@wago.com | Web: www.wago.com

Do you have any questions about our products?
We are always happy to take your call at +49 (571) 887-44222.

Optional accessories

Tool

Operating tool



Item no.: 206-294
Disconnection tool; green

www.wago.com/206-294

Strain relief

Strain relief



Item no.: 294-370
Strain relief; for 294 Series; with snap-in mounting feet; white

www.wago.com/294-370



Item no.: 294-375
Strain relief; for 294 Series; without snap-in mounting feet; white

www.wago.com/294-375

Strain relief plate



Item no.: 294-364
Strain relief plate; for 294 Series; for multicore cables; 3- to 5-pole; with secured clamp; white

www.wago.com/294-364



Item no.: 294-384
Strain relief plate; for 294 Series; for single strands; 3- to 5-pole; with secured clamp; white

www.wago.com/294-384

Downloads

Documentation

Bid Text

Item no.	Date	File name	Format	Size	Action
294-4413	2019 年2月19 日	X81 - Datei	xml	5.7 kB	Download

294-4413	2017 年6月13 日	doc - Datei	doc	28.7 kB	Download
----------	--------------	-------------	-----	---------	----------

Additional Information

Technical Section	pdf	2.3 MB	Download
Technical explanations			

CAD/CAE-Data

CAE data

Subject to changes. Please also observe the further product documentation!

WAGO GmbH & Co. KG
Hansastr. 27
32423 Minden
Phone: +49571 887-0 | Fax: +49571 887-169
Email: info.de@wago.com | Web: www.wago.com

Do you have any questions about our products?
We are always happy to take your call at +49 (571) 887-44222.



ZUKEN Portal 294-4413	URL	Download
WSCAD Universe 294-4413	URL	Download
CAD data		
2D/3D Models 294-4413	URL	Download
Asset Administration Shell		
Asset Administration Shell 294-4413	URL	Download

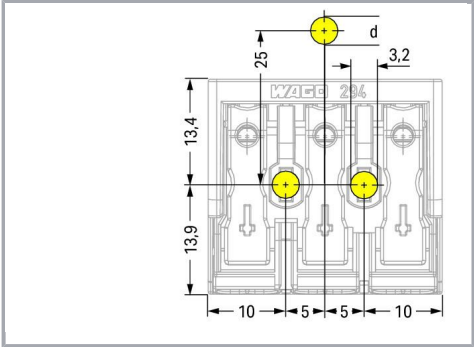
Environmental Product Compliance

Compliance Search

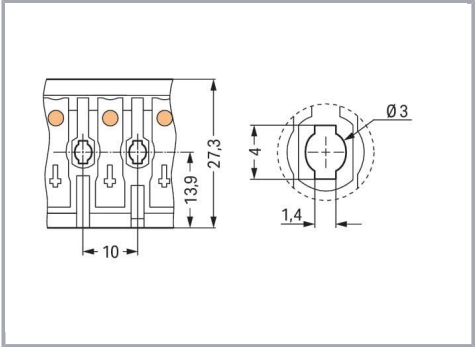
Environmental Product Compliance 294-4413	URL	Download
Lighting connector; push-button, external; with screw-type ground contact; 3-pole; Lighting side: for solid conductors; Inst. side: for all conductor types; max. 2.5 mm²; Surrounding air temperature: max 85°C (T85); 2,50 mm²; white		

Installation Notes

Installation

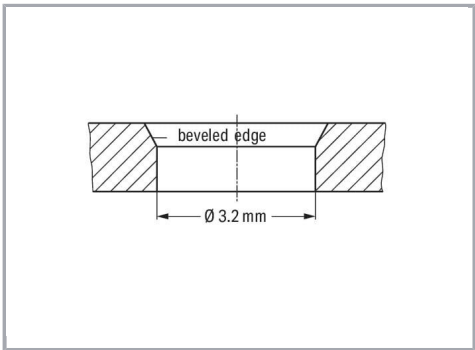


3-pole – with screw-type ground contact, d ≤ 4.1 mm



Mounting hole for screw
Notice: The maximum thread diameter for self-tapping screws is 3 mm.

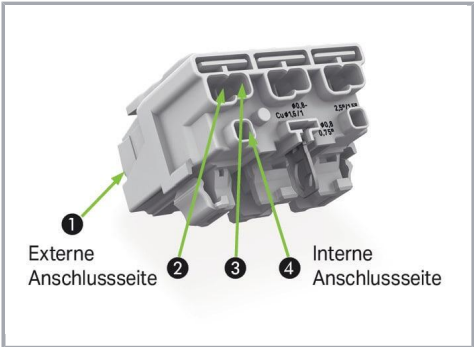
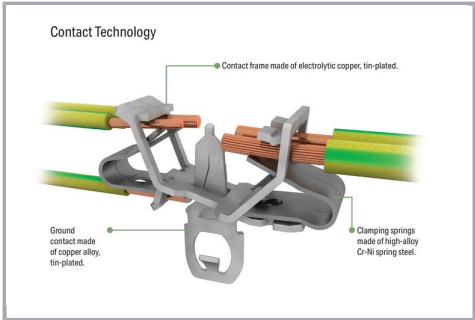
Subject to changes. Please also observe the further product documentation!



Hole for screw mount

Notice: The maximum thread diameter for self-tapping screws is 3 mm.

Conductor termination



EUROPE
1 x 0.5 ... 2.5 mm ² "s"
1 x 0.5 ... 1.5 mm ² "s"
1 x 0.5 ... 0.75 mm ² "s"
AMERICA
1 x AWG 18 ... 14 "s"
1 x AWG 18 ... 16 "s"
1 x AWG 18 "s"
JAPAN
1 x 0.8 ... 1.6 mm diam. "s"
1 x 0.8 ... 1 mm diam. "s"
1 x 0.8 mm diam. "s"

Internal connection:

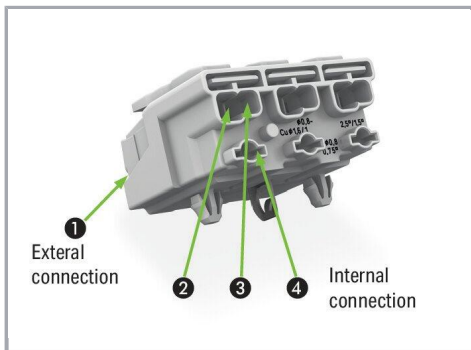
PUSH WIRE® for internal wiring with solid conductors

EUROPE
2 x 0.5 ... 2.5 mm ² "s, str, f-str"
AMERICA
2 x AWG 18 ... 12 "s"
2 x AWG 18 ... 14 "s, f-str"
JAPAN
2 x 0.8 ... 2 mm diam. "s"
2 x 0.5 ... 2 mm ² "str, f-str"


External connection:

Push-in CAGE CLAMP® for field-wiring with all conductor types

Subject to changes. Please also observe the further product documentation!



Terminating five conductors per pole – solid and fine-stranded.



Subject to changes. Please also observe the further product documentation!

WAGO GmbH & Co. KG
Hansastr. 27
32423 Minden
Phone: +49571 887-0 | Fax: +49571 887-169
Email: info.de@wago.com | Web: www.wago.com

Do you have any questions about our products?
We are always happy to take your call at +49 (571) 887-44222.