

2058943-5 ✓ ACTIVE



## Mini-CT

TE Internal #: 2058943-5

MINI-CT Pigtail Cable Assembly, 6 Position, .521 ft [.159 m],

Operating Voltage 70 VAC, Operating Voltage 70 VDC, MINI-CT

Receptacle, White End A

[View on TE.com >](#)

Cable Assemblies > Copper Cable Assemblies > Lighting Cable Assemblies



Wire Color (Base): **Red, Black, Blue, Orange, Yellow, White**

Cable Assembly Length: **.159 m [ .521 ft ]**

Connector Type (End A): **MINI-CT Receptacle**

Number of Positions: **6**

Cable Assembly Type: **MINI-CT Pigtail**

## Features

### Product Type Features

Sealable	No
Connector System	Wire-to-Board
Connector Type (End A)	MINI-CT Receptacle
Cable Assembly Type	MINI-CT Pigtail

### Configuration Features

Number of Rows	1
Number of Positions	6

### Electrical Characteristics

Operating Voltage	70 VDC
-------------------	--------

### Body Features

Wire Color (Base)	Red, Black, Blue, Orange, Yellow, White
Connector Color (End A)	White

### Contact Features

Contact Type	Socket
Wire Contact Termination Area Plating Material	Tin
Contact Mating Area Plating Material	Tin
Contact Base Material	Copper Alloy
Contact Current Rating (Max)	3 A



### Termination Features

Termination Method to Wire & Cable	Crimp
------------------------------------	-------

### Mechanical Attachment

Mating Alignment Type	Polarization
Mating Retention	With
Mating Alignment	With
Mating Retention Type	Locking Latch

### Housing Features

Housing Material	Nylon
Centerline (Pitch)	1.5 mm [.059 in]

### Dimensions

Connector Length	6.9 mm
Outside Cable Diameter	1.12 mm
Connector Height	4.7 mm
Connector Width	15.11 mm
Compatible Insulation Diameter Range	.7 – 1.03 mm [.027 – .04 in]
Wire Size	.205 mm <sup>2</sup>

### Usage Conditions

Operating Temperature Range	-40 – 105 °C [-40 – 221 °F]
-----------------------------	-----------------------------

### Operation/Application

Circuit Application	Power
---------------------	-------

### Industry Standards

Compatible With Agency/Standards Products	CSA, UL
Compatible With Approved Standards Products	CSA LR7189, UL E28476
UL Flammability Rating	UL 94V-0

### Packaging Features

Packaging Method	Bag/Box
------------------	---------

### Other

Cable Assembly Length	.159 m [.521 ft]
-----------------------	------------------

### Product Compliance

For compliance documentation, visit the product page on [TE.com](https://www.te.com)>



EU RoHS Directive 2011/65/EU	Compliant
EU ELV Directive 2000/53/EC	Compliant
China RoHS 2 Directive MIIT Order No 32, 2016	No Restricted Materials Above Threshold
EU REACH Regulation (EC) No. 1907/2006	Current ECHA Candidate List: JAN 2024 (240) Candidate List Declared Against: JAN 2024 (240) Does not contain REACH SVHC
Halogen Content	Not Low Halogen - contains Br or Cl > 900 ppm.
Solder Process Capability	Not applicable for solder process capability

Product Compliance Disclaimer

This information is provided based on reasonable inquiry of our suppliers and represents our current actual knowledge based on the information they provided. This information is subject to change. The part numbers that TE has identified as EU RoHS compliant have a maximum concentration of 0.1% by weight in homogenous materials for lead, hexavalent chromium, mercury, PBB, PBDE, DBP, BBP, DEHP, DIBP, and 0.01% for cadmium, or qualify for an exemption to these limits as defined in the Annexes of Directive 2011/65/EU (RoHS2). Finished electrical and electronic equipment products will be CE marked as required by Directive 2011/65/EU. Components may not be CE marked. Additionally, the part numbers that TE has identified as EU ELV compliant have a maximum concentration of 0.1% by weight in homogenous materials for lead, hexavalent chromium, and mercury, and 0.01% for cadmium, or qualify for an exemption to these limits as defined in the Annexes of Directive 2000/53/EC (ELV). Regarding the REACH Regulation, the information TE provides on SVHC in articles for this part number is based on the latest European Chemicals Agency (ECHA) 'Guidance on requirements for substances in articles' posted at this URL: <https://echa.europa.eu/guidance-documents/guidance-on-reach>

## Compatible Parts



TE Part # 292206-6  
MINI CT SGL DIP H 6P NAT



TE Part # 2106091-5  
6 pos Inverted Thru Board SMT Header



TE Part # 292227-6  
1.5 MINI CT SGL H SMT W BOSS 6



TE Part # 292207-6  
MINI CT SGL DIP V 6P NAT



TE Part # 292228-6  
1.5 MINI CT SGL H SMT W/O BOSS



TE Part # 1903108-1  
MINI CT CABLE ASSY 3P REC GOLD PLT.

## Also in the Series | Mini-CT




Connector Contacts(1)



Connector Hardware(10)



Lighting Cable Assemblies(2)



PCB Headers & Receptacles(9)




Rectangular Power Connectors(1)

## Customers Also Bought



TE Part #T4145015051-001  
M12 R/A F PNLREAR STAMPED PIN A-  
CODE 5P



TE Part #5745173-4  
CABLE CLAMP KIT,SZ 3



TE Part #103308-5  
020 LOPRO HDR SP 15DP



TE Part #1-1825136-4  
A101MD9AQ04



TE Part #34852  
TERMINAL,PG R 12-10 6




TE Part #170203-2  
187 FASTON,REC.,24-20 AWG,TPBR



TE Part #292207-6  
MINI CT SGL DIP V 6P NAT



TE Part #292207-5  
MINI CT SGL DIP V 5P NAT



TE Part #1-826656-0  
10P AMPMODU II STIFT LEI



TE Part #T4112012081-000  
M12 F, 8P GOLD A\_CODE RA  
SHIELDED PG9

## Documents



### Product Drawings

[Cable Assembly Mini CT 6 pos.](#)

English

---

### CAD Files

[3D PDF](#)

3D

Customer View Model

[ENG\\_CVM\\_CVM\\_2058943-5\\_E\\_c-2058943-5-e.2d\\_dxf.zip](#)

English

Customer View Model

[ENG\\_CVM\\_CVM\\_2058943-5\\_E\\_c-2058943-5-e.3d\\_igs.zip](#)

English

Customer View Model

[ENG\\_CVM\\_CVM\\_2058943-5\\_E\\_c-2058943-5-e.3d\\_stp.zip](#)

English

By downloading the CAD file I accept and agree to the [Terms and Conditions](#) of use.

---

### Datasheets & Catalog Pages

[INVERTED\\_SMT\\_THRU\\_BOARD\\_CONNECTOR](#)

English

---

### Product Specifications

[Application Specification](#)

English