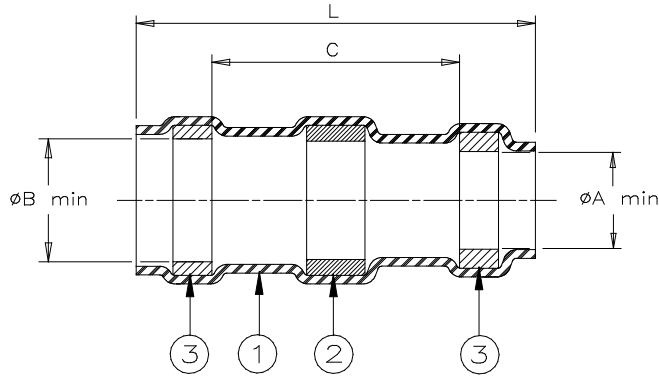


CUSTOMER DRAWING



Product Name	Ident. Code	Product Dimensions				Cable Dimensions			
		L±1.75 (L±0.07)	øA min	øB min	C min	øD max	øE max	øF min	øG min
SO63-1-00	SO631R	16.5 (0.650)	1.90 (0.075)	2.65 (0.105)	8.25 (0.325)	1.90 (0.075)	2.65 (0.105)	0.90 (0.035)	0.50 (0.020)
SO63-2-00	SO632R	16.5 (0.650)	2.65 (0.105)	3.68 (0.145)	8.25 (0.325)	2.65 (0.105)	3.68 (0.145)	1.40 (0.055)	0.75 (0.030)
SO63-3-00	SO633R	16.5 (0.650)	4.30 (0.170)	5.08 (0.200)	8.25 (0.325)	4.30 (0.170)	5.08 (0.200)	2.15 (0.085)	1.25 (0.050)
SO63-4-00	SO634R	19.1 (0.750)	5.95 (0.235)	6.45 (0.255)	8.25 (0.325)	5.95 (0.235)	6.45 (0.255)	3.30 (0.130)	1.80 (0.070)
SO63-5-00	SO635R	19.1 (0.750)	7.00 (0.275)	7.60 (0.300)	8.25 (0.325)	7.00 (0.275)	7.60 (0.300)	4.30 (0.170)	2.50 (0.100)

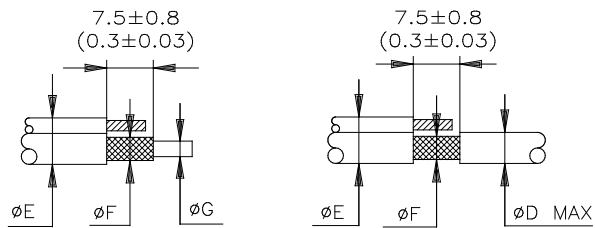
MATERIALS

- INSULATION SLEEVE: Heat-shrinkable, transparent blue, radiation cross-linked modified polyvinylidene fluoride.
- SOLDER PREFORM WITH FLUX AND THERMAL INDICATOR:
 SOLDER: TYPE Sn63 per ANSI-J-STD-006.
 FLUX: TYPE ROL1 per ANSI-J-STD-004.
 THERMAL INDICATOR: Fusible ring, melt point: 221°C.
- MELTABLE RINGS: Environment resistant thermoplastic. Color: blue.


APPLICATION

- These parts are designed to provide an environment resistant shield terminations on cables, rated for 125°C minimum, meeting the dimensional criteria listed, having tin or silver plated shields and insulation compatible with the insert material. For compatible insulations, see MIL-S-83519/1 or consult Raychem.
- When installed per Raychem process standard RCPS-100-70, assemblies will meet requirements of Raychem Specification RT-1404 and MIL-S-83519.
- Temperature range: -55°C to +150°C.

For best results, prepare the cable as shown:



TE Connectivity, TE connectivity (logo), Raychem, and SolderSleeve are trademarks

		RAYCHEM		TITLE: SOLDERSLEEVE SHIELD TERMINATOR, IMMERSION RESISTANT	
UNLESS OTHERWISE SPECIFIED DIMENSIONS ARE IN MILLIMETERS. INCHES DIMENSIONS ARE BETWEEN BRACKETS.				DOCUMENT NO.: SO63-X-00	
TOLERANCES: 0.00 N/A 0.0 N/A 0 N/A	ANGLES: N/A	TE Connectivity reserves the right to amend this drawing at any time. Users should evaluate the suitability of the product for their application.		Revision: 8	Issue Date: March 2020
DRAWN BY: M. FORONDA	CAGE CODE: 06090	DATE: 16-Apr-11	ECO: ECO-20-004480		SCALE: None
				SIZE: A	SHEET: 1 of 1