



Relays & Contactors > Relays > Signal Relays > Signal Relays: 5 Amp, Monostable DC



Contact Voltage Rating: 150 VDC

Coil Power Rating DC: 647 mW

Product Mount Type: Socket

Coil Voltage Rating: 24 VDC

[All Signal Relays: 5 Amp, Monostable DC \(1\)](#)

Features

Configuration Features

Contact Special Features	Single Contact
Contact Arrangement	1 Form C (CO)
Contact Number of Poles	4

Electrical Characteristics

Insulation Initial Dielectric Between Open Contacts	500 Vrms
Contact Limiting Making Current	2 A
Contact Limiting Short-Time Current	2 A
Contact Limiting Continuous Current	2 A
Insulation Initial Dielectric Between Adjacent Contacts	500 Vrms
Insulation Initial Dielectric Between Contacts & Coil	1000 Vrms
Insulation Initial Resistance	1000 MΩ
Power Consumption	800 mW
Input Voltage	125 VAC
Contact Limiting Breaking Current	2 A
Coil Resistance	890 Ω
Contact Voltage Rating	150 VDC
Coil Power Rating DC	647 mW
Coil Voltage Rating	24 VDC



Contact Current Rating	1.25 A
------------------------	--------

Contact Switching Voltage (Max)	150 VDC
---------------------------------	---------

Body Features

Product Weight	25 g[.883 oz]
----------------	---------------

Contact Features

Contact Plating Material	Gold
--------------------------	------

Contact Material	Nickel-Palladium
------------------	------------------

Termination Features

Relay Connection Type	Plug-In
-----------------------	---------

Mechanical Attachment

Product Mounting Feature Type	Mounting Studs
-------------------------------	----------------

Product Mount Type	Socket
--------------------	--------

Dimensions

Product Width	19 mm[.748 in]
---------------	----------------

Product Length	30 mm[1.18 in]
----------------	----------------

Product Height	30 mm[1.18 in]
----------------	----------------

Usage Conditions

Environmental Ambient Temperature (Max)	70 °C[158 °F]
---	---------------

Operating Temperature Range	-40 - 70 °C
-----------------------------	-------------

Operation/Application

Actuating System	AC, DC
------------------	--------

Performance Type	Standard
------------------	----------

Coil Magnetic System	Monostable
----------------------	------------

Packaging Features

Packaging Method	Box & Carton
------------------	--------------

Other

Length Class (Mechanical)	25 - 30 mm
---------------------------	------------

Environmental Ambient Temperature Class	50 - 70 °C
---	------------

Height Class (Mechanical)	25 - 30 mm
---------------------------	------------

Coil Power Rating Class	600 - 800 mW
-------------------------	--------------

Width Class (Mechanical)	16 - 20 mm
--------------------------	------------



Contact Current Class0 - 2 A

Product Compliance

For compliance documentation, visit the product page on TE.com>

EU RoHS Directive 2011/65/EU	Compliant
EU ELV Directive 2000/53/EC	Compliant
China RoHS 2 Directive MIIT Order No 32, 2016	No Restricted Materials Above Threshold
EU REACH Regulation (EC) No. 1907/2006	Current ECHA Candidate List: JAN 2024 (240) Candidate List Declared Against: JAN 2023 (233) Does not contain REACH SVHC
Halogen Content	Low Halogen - Br, Cl, F, I < 900 ppm per homogenous material. Also BFR/CFR/PVC Free
Solder Process Capability	Wave solder capable to 265°C


Product Compliance Disclaimer

This information is provided based on reasonable inquiry of our suppliers and represents our current actual knowledge based on the information they provided. This information is subject to change. The part numbers that TE has identified as EU RoHS compliant have a maximum concentration of 0.1% by weight in homogenous materials for lead, hexavalent chromium, mercury, PBB, PBDE, DBP, BBP, DEHP, DIBP, and 0.01% for cadmium, or qualify for an exemption to these limits as defined in the Annexes of Directive 2011/65/EU (RoHS2). Finished electrical and electronic equipment products will be CE marked as required by Directive 2011/65/EU. Components may not be CE marked. Additionally, the part numbers that TE has identified as EU ELV compliant have a maximum concentration of 0.1% by weight in homogenous materials for lead, hexavalent chromium, and mercury, and 0.01% for cadmium, or qualify for an exemption to these limits as defined in the Annexes of Directive 2000/53/EC (ELV). Regarding the REACH Regulation, the information TE provides on SVHC in articles for this part number is based on the latest European Chemicals Agency (ECHA) 'Guidance on requirements for substances in articles' posted at this URL: <https://echa.europa.eu/guidance-documents/guidance-on-reach>

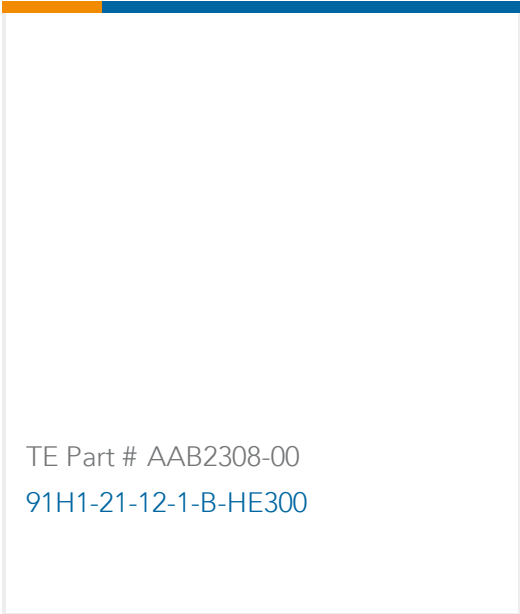

Compatible Parts



Also in the Series | Axicom Cradle Relay N



Customers Also Bought



Documents

- CAD Files
- 3D PDF
- 3D
- Customer View Model
- ENG_CVM_CVM_8-1393808-3_A.2d_dxf.zip
- English
- Customer View Model
- ENG_CVM_CVM_8-1393808-3_A.3d_igs.zip



English

Customer View Model

[ENG_CVM_CVM_8-1393808-3_A.3d_stp.zip](#)

English

By downloading the CAD file I accept and agree to the [Terms and Conditions](#) of use.

Product Specifications

Product Specification

English

Definitions General Purpose Relays

English