



Connectors > PCB Connectors > Board-to-Board Connectors > Board-to-Board Jumpers & Shunts



Shunt Type: **Novo**
Shunt Style: **Open Top**
Number of Positions: **2**
Centerline (Pitch): **2.54 mm [.1 in]**
Contact Current Rating (Max): **3 A**

Features

Product Type Features

Connector System	Board-to-Board
Connector & Contact Terminates To	Printed Circuit Board

Configuration Features

Number of Positions	2
---------------------	---

Electrical Characteristics

Termination Resistance	15 mΩ
------------------------	-------

Body Features

Handle	With
Primary Product Color	Black

Contact Features

Contact Mating Area Plating Material	Tin
Contact Base Material	Phosphor Bronze
Shunt Type	Novo
Shunt Style	Open Top
Contact Current Rating (Max)	3 A

Mechanical Attachment

Connector Mounting Type	Board Mount
-------------------------	-------------

Housing Features

--	--



Housing Material	Thermoplastic
Centerline (Pitch)	2.54 mm[.1 in]

Dimensions

Product Height	10.9 mm[.429 in]
----------------	------------------

Usage Conditions

Operating Temperature Range	-65 – 60 °C[-85 – 140 °F]
-----------------------------	---------------------------

Operation/Application

Circuit Application	Signal
---------------------	--------

Industry Standards

UL Flammability Rating	UL 94V-0
------------------------	----------

Packaging Features

Jumper & Shunt Packaging	Loose Piece
Packaging Quantity	14000
Packaging Method	Bag

Product Compliance

For compliance documentation, visit the product page on [TE.com](#)>

EU RoHS Directive 2011/65/EU	Compliant
EU ELV Directive 2000/53/EC	Compliant
China RoHS 2 Directive MIIT Order No 32, 2016	No Restricted Materials Above Threshold
EU REACH Regulation (EC) No. 1907/2006	Current ECHA Candidate List: JAN 2024 (240) Candidate List Declared Against: JAN 2024 (240) Does not contain REACH SVHC
Halogen Content	Low Halogen - Br, Cl, F, I < 900 ppm per homogenous material. Also BFR/CFR/PVC Free
Solder Process Capability	Not applicable for solder process capability

Product Compliance Disclaimer

This information is provided based on reasonable inquiry of our suppliers and represents our current actual knowledge based on the information they provided. This information is subject to change. The part numbers that TE has identified as EU RoHS compliant have a maximum concentration of 0.1% by weight in homogenous materials for lead, hexavalent chromium, mercury, PBB, PBDE, DBP, BBP, DEHP, DIBP, and 0.01% for cadmium, or qualify for an exemption to these limits as defined in the Annexes of Directive 2011/65/EU (RoHS2). Finished electrical and electronic equipment products will be CE marked as required by Directive 2011/65/EU. Components may not be CE marked. Additionally, the part numbers that TE has identified as EU ELV compliant have a maximum concentration of 0.1% by weight in homogenous materials for lead, hexavalent chromium, and mercury, and 0.01% for cadmium, or qualify for an exemption to these limits



as defined in the Annexes of Directive 2000/53/EC (ELV). Regarding the REACH Regulation, the information TE provides on SVHC in articles for this part number is based on the latest European Chemicals Agency (ECHA) 'Guidance on requirements for substances in articles' posted at this URL: <https://echa.europa.eu/guidance-documents/guidance-on-reach>

Compatible Parts



TE Part # 5-146282-2
02 MODII HDR SRST B/A .100CL




TE Part # 5-146274-2
02 MODII HDR SRST B/A .100CL




TE Part # 5-146278-2
02 MODII HDR SRST B/A .100CL


Customers Also Bought




TE Part #6-1879022-1
SMD Power Resistor: 7 Watt, 200-2M Ohm




TE Part #8-2176070-6
3521 36K 1% 2W




TE Part #2343522-7
SFP56 STACKED 2X2 RECEPTACLE ASSEMBLY



TE Part #3-644613-4
04P MTA156 HDR RA PO WO PEG LF



TE Part #1-1318300-6
3.96 EP HDR ASSY 6P NAT/TUBE



TE Part #747871-8
09 PLUG SP/FMS INSRT

Documents

Product Drawings

AMP SHUNT ASS'Y

English

CAD Files

Customer View Model

ENG_CVM_4-881545-2_K.3d_stp.zip

English

Customer View Model

ENG_CVM_4-881545-2_K.2d_dxf.zip

English



Customer View Model

[ENG_CVM_4-881545-2_K.3d_igs.zip](#)

English

[3D PDF](#)

English

By downloading the CAD file I accept and agree to the [Terms and Conditions](#) of use.

Datasheets & Catalog Pages

[AMPMODU_INTERCONNECTION_SYSTEM_SECTION_6_7AND8](#)

English

Agency Approvals

[Agency Approval Document](#)

English