



902 to 928 MHz, RFID Flat Panel Antenna, 5 dBi Gain RP TNC male, EVA Radome, RHCP

Antennas Technical Data Sheet

PEANFP1025

Features

- High Performance Multi-tag read/write Capabilities
- Lightweight, Concealable Design
- Right Hand Circular Polarized
- 902 to 928 MHz Frequency Range
- 2 Meter Cable
- RP TNC Male Connector

Applications

- Radio Frequency Identification
- Inventory Management
- Access Control
- Data Collection
- Asset Tracking
- Livestock Management

Description

Pasternack's PEANFP1025 is a Directional RFID flat panel RHCP antenna. The PEANFP1025 with a 5 dBi gain nominal is a Directional antenna. Our 902-928 MHz RP TNC male connector, flat panel antenna has a gain of 5 dBi.

With an impedance of 50 Ohms and max input power of 20 Watts, the PEANFP1025 RFID flat panel is well suited for Radio Frequency Identification tag reading applications. Contact Pasternack's antenna experts for any assistance on 902-928 MHz, 5 dBi RP TNC male connector antennas. This 5 dBi gain RFID antenna is highly directional providing the reader radio the capabilities of simultaneously reading a multitude of RFID tags with a high degree of accuracy.

Pasternack's RFID PEANFP1025 has a radome made of EVA in Black color and comes from a facility certified to ISO 9001:2015.

This Reverse Polarity TNC connectized Antenna has an overall length of 20 in, width of 13.7 in, and weighs 1. lbs. Use our on-line ordering system to purchase your PEANFP1025 RFID Directional RHCP antenna 24 hours a day with same-day shipping and no MOQs (minimum order quantities).

Configuration

Design	Flat Panel
Application Band	RFID
Band Type	Single
Radiation Pattern	Directional
Polarization	RHCP
Cable Type	RG316
Connector Type	TNC Male Reverse Polarity
Lightning Protection	DC Grounded

Electrical Specifications

Description	Minimum	Typical	Maximum	Units
Frequency Range	902		928	MHz
Input VSWR			1.5:1	
Impedance		50		Ohms
Gain		5		dBi
Front to Back Ratio		20		dB
Horizontal (Azimuth) Beam Width		45		Degrees
Vertical (Elevation) Beam Width		30		Degrees

Click the following link (or enter part number in "SEARCH" on website) to obtain additional part information including price, inventory and certifications: [902 to 928 MHz, RFID Flat Panel Antenna, 5 dBi Gain RP TNC male, EVA Radome, RHCP PEANFP1025](#)



902 to 928 MHz, RFID Flat Panel Antenna, 5 dBi
Gain RP TNC male, EVA Radome, RHCP

Antennas Technical Data Sheet

PEANFP1025

Input Power 20 Watts

Mechanical Specifications

Radome Material EVA

Size

Overall Length 20 in [508 mm]
Width 13.7 in [347.98 mm]
Height 0.19 in [4.83 mm]
Weight 0.5 lbs [226.8 g]

Environmental Specifications

Temperature

Operating Range -20 to +65 deg C

Compliance Certifications (see [product page](#) for current document)

Plotted and Other Data

Notes:

Click the following link (or enter part number in "SEARCH" on website) to obtain additional part information including price, inventory and certifications: [902 to 928 MHz, RFID Flat Panel Antenna, 5 dBi Gain RP TNC male, EVA Radome, RHCP PEANFP1025](#)

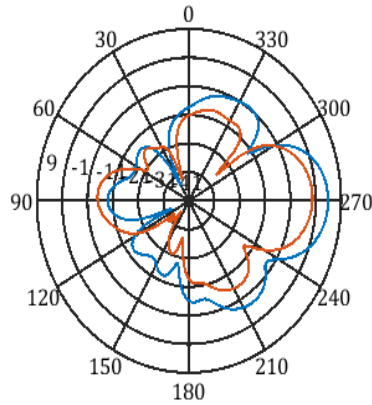


902 to 928 MHz, RFID Flat Panel Antenna, 5 dBi Gain RP TNC male, EVA Radome, RHCP

Antennas Technical Data Sheet

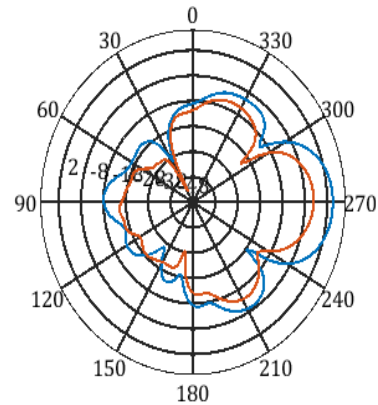
PEANFP1025

2D Pattern: @phi=90(Vertical)



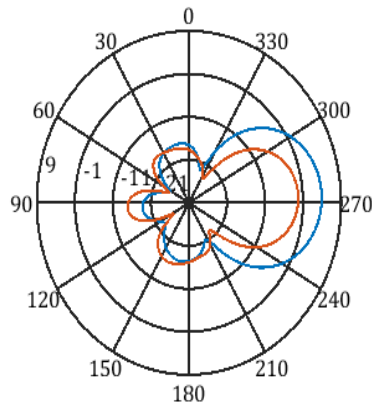
f=900MHz,@Y-Z plane

2D Pattern: @phi=90(Vertical)



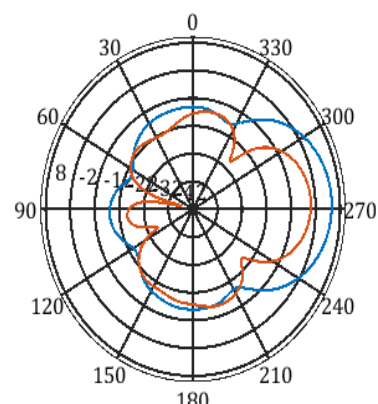
f=920MHz,@Y-Z plane

2D Pattern: @theta=90+tilt(Horizontal)



f=900MHz,X-Y Plane

2D Pattern: @theta=90+tilt(Horizontal)



f=920MHz,X-Y Plane

Click the following link (or enter part number in "SEARCH" on website) to obtain additional part information including price, inventory and certifications: [902 to 928 MHz, RFID Flat Panel Antenna, 5 dBi Gain RP TNC male, EVA Radome, RHCP PEANFP1025](#)



902 to 928 MHz, RFID Flat Panel Antenna, 5 dBi
Gain RP TNC male, EVA Radome, RHCP

Antennas Technical Data Sheet

PEANFP1025

902 to 928 MHz, RFID Flat Panel Antenna, 5 dBi Gain RP TNC male, EVA Radome, RHCP from Pasternack Enterprises has same day shipment for domestic and International orders. Our RF, microwave and millimeter wave products maintain a 99.4% availability and are part of the broadest selection in the industry.

Click the following link (or enter part number in "SEARCH" on website) to obtain additional part information including price, inventory and certifications: [902 to 928 MHz, RFID Flat Panel Antenna, 5 dBi Gain RP TNC male, EVA Radome, RHCP PEANFP1025](https://www.pasternack.com/5-dbi-flat-panel-antenna-902-928-mhz-reverse-polarity-tnc-male-connector-peanfp1025-p.aspx)

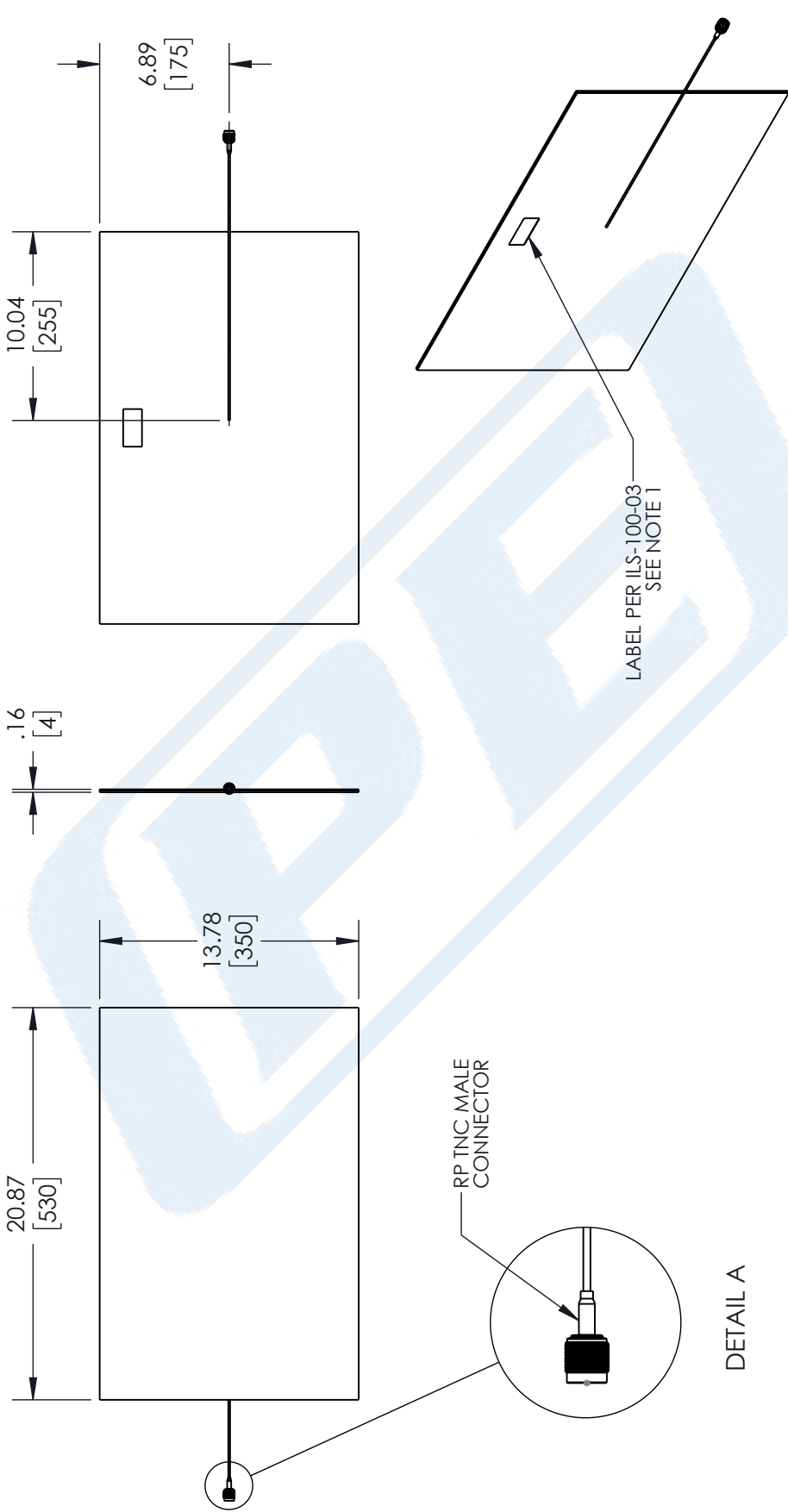
URL: <https://www.pasternack.com/5-dbi-flat-panel-antenna-902-928-mhz-reverse-polarity-tnc-male-connector-peanfp1025-p.aspx>

The information contained in this document is accurate to the best of our knowledge and representative of the part described herein. It may be necessary to make modifications to the part and/or the documentation of the part, in order to implement improvements. Pasternack reserves the right to make such changes as required. Unless otherwise stated, all specifications are nominal. Pasternack does not make any representation or warranty regarding the suitability of the part described herein for any particular purpose, and Pasternack does not assume any liability arising out of the use of any part or documentation.

PEANFP1025 CAD Drawing

902 to 928 MHz, RFID Flat Panel Antenna, 5 dBi Gain RP TNC male, EVA Radome, RHCP

REVISIONS			
REV.	DESCRIPTION	DATE	APPROVED
A	INITIAL RELEASE	11/17/22	KHIETPAS



PE PASTERNAK
an INFINITI® brand

Pasternack Enterprises, Inc.
P. O. Box 16759, Irvine, CA 92623.
Phone: 1.949.261.1920 | 1.866.727.8376
Fax: 1.949.261.7451
Website: www.pasternack.com
E-mail: sales@pasternack.com

THIRD-ANGLE PROJECTION

THE INFORMATION AND DESIGN IN THIS DOCUMENT IS THE PROPERTY OF PASTERNAK CORPORATION ALL RIGHTS RESERVED.

SHEET 1 OF 1
SCALE N/A

UNLESS OTHERWISE SPECIFIED LEADING DIMENSIONS ARE INCHES DIMENSIONS IN [] ARE MILLIMETERS

TOLERANCES:

.X = ±.2 [508]	FRACTIONS ±.1/32
.XX = ±.02 [51]	ANGLES ± 1°
.XXX = ±.005 [13]	

CABLE LENGTH (L), TOLERANCES:

L ≤ 12 [305]	±.1 [25] / -0
12 [305] < L ≤ 60 [1524]	±.2 [51] / -0
60 [1524] < L ≤ 120 [3048]	±.4 [102] / -0
120 [3048] < L ≤ 300 [7620]	±.6 [152] / -0
300 [7620] < L	±.5% / -0

ALL DIMENSIONS SHOWN ARE FOR REFERENCE ONLY.

ITEM NO. PEANFP1025

DRAWN BY VTHANGARAJ

SIZE A

CAGE CODE 53919

NOTES:

- LABEL PER ILS-100-03 (FOR INTERNAL USE ONLY). LABEL LOCATION SHOWN IS FOR REFERENCE ONLY.

REGULATORY COMPLIANCE:
EU RoHS DIRECTIVE (MOST RECENT RELEASED VERSION)

THESE COMMODITIES, TECHNOLOGY OR SOFTWARE WERE EXPORTED FROM THE UNITED STATES IN ACCORDANCE WITH THE EXPORT ADMINISTRATION REGULATIONS. DIVERSION CONTRARY TO U.S. LAW PROHIBITED.