



SPST PIN Diode Switch Operating From 2 GHz to 4 GHz Up to +20 dBm and Field Replaceable SMA

PIN Diode Switches Technical Data Sheet

PE71S6260

Features

- SPST Reflective Switch
- 2.0 GHz to 4.0 GHz
- High Speed Switching
- Insertion Loss 0.85 dB typ
- Isolation 75 dB min
- Power Input 20 dBm CW max
- Field Replaceable Connectors

Applications

- Test & Measurement
- Military Communication
- Commercial Communication
- Wireless Communications
- SATCOM
- Military Electronic Systems
- RF Test Stations

Description

The PE71S6260 is a Single Pole Single Throw (SPST) Reflective PIN Diode Switch that operates from 2.0 to 4.0 GHz. Performance includes 0.85 dB typ insertion loss, 75 dB min Isolation, and 50 nsec max switching speed. The design incorporates TTL-compatible driver circuitry for accurate logic control. Operational temperature range is -55°C to +85°C and dual voltage controls of +5 DC and -15 DC are required. The rugged package design is compact, features field replaceable female SMA connectors, and is designed to meet MIL-STD 202F environmental test conditions which include humidity, shock, vibration, altitude, and temperature cycle.

Electrical Specifications

Description	Minimum	Typical	Maximum	Units
Frequency Range	2		4	GHz
Impedance		50		Ohms
Insertion Loss		0.85		dB
Isolation	75			dB
Switching Time			50	ns
Input Power (CW)			0.1	Watts
Survival Power			1	Watts
Positive Operating Voltage		5		V
Negative Operating Voltage		-15		V
Current @ 5 V		20		mA
Current @ -15 V		20		mA
Operating Temperature	-55		+85	deg C

Click the following link (or enter part number in "SEARCH" on website) to obtain additional part information including price, inventory and certifications: [SPST PIN Diode Switch Operating From 2 GHz to 4 GHz Up to +20 dBm and Field Replaceable SMA PE71S6260](#)



SPST PIN Diode Switch Operating From 2 GHz to 4 GHz Up to +20 dBm and Field Replaceable SMA

PIN Diode Switches Technical Data Sheet

PE71S6260

Mechanical Specifications

Size

Length	1 in [25.4 mm]
Width	1 in [25.4 mm]
Height	0.5 in [12.7 mm]
Weight	0.06 lbs [27.22 g]
Finish	Blue Paint

Configuration

Design	Reflective, SPST
RF Connector	SMA Female
RF Connector Option	Field Replaceable
TTL Control Connector	Solder Pin

Environmental Specifications

Temperature

Operating Range	-55 to +85 deg C
Storage Range	-65 to +125 deg C

Humidity

MIL-STD-202F, Method 103B, Condition B

MIL-STD-202F, Method 213B, Condition B

MIL-STD-202F, Method 204D, Condition B

MIL-STD-202F, Method 105C, Condition B

MIL-STD-202F, Method 107D, Condition A

ESD Sensitive Material, Transport material in Approved ESD bags. Handle only in ESD Workstation.



Compliance Certifications (visit www.Pasternack.com for current document)

Not RoHS Compliant
REACH Compliant

12/17/2015

Plotted and Other Data

Notes:

Click the following link (or enter part number in "SEARCH" on website) to obtain additional part information including price, inventory and certifications: [SPST PIN Diode Switch Operating From 2 GHz to 4 GHz Up to +20 dBm and Field Replaceable SMA PE71S6260](#)



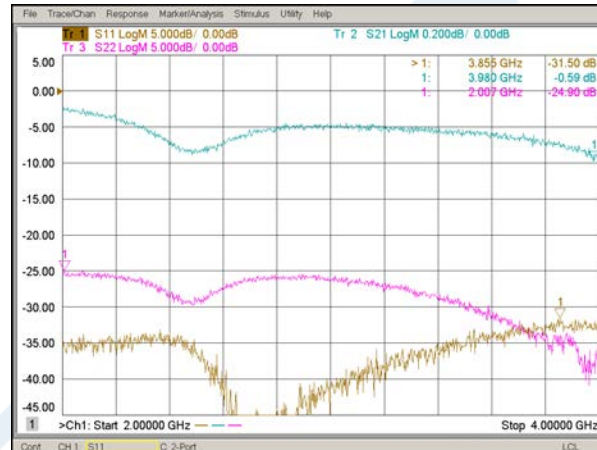
SPST PIN Diode Switch Operating From 2 GHz to 4 GHz Up to +20 dBm and Field Replaceable SMA

PIN Diode Switches Technical Data Sheet

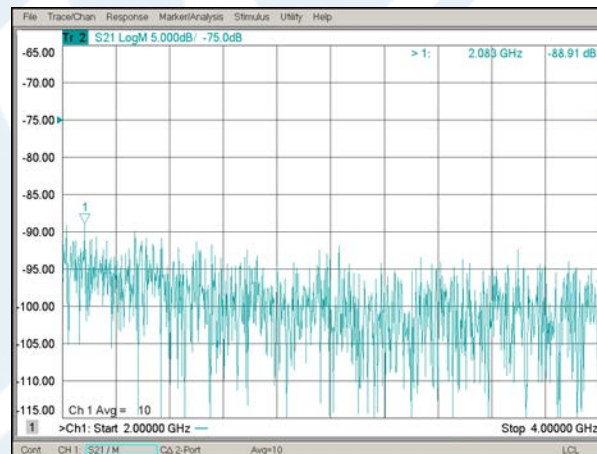
PE71S6260

Typical Performance Data

(J1 – J2) Insertion Loss and Return Loss



(J1 – J2) Isolation



SPST PIN Diode Switch Operating From 2 GHz to 4 GHz Up to +20 dBm and Field Replaceable SMA from Pasternack Enterprises has same day shipment for domestic and International orders. Our RF, microwave and millimeter wave products maintain a 99% availability and are part of the broadest selection in the industry.

Click the following link (or enter part number in "SEARCH" on website) to obtain additional part information including price, inventory and certifications: [SPST PIN Diode Switch Operating From 2 GHz to 4 GHz Up to +20 dBm and Field Replaceable SMA PE71S6260](#)

Click the following link (or enter part number in "SEARCH" on website) to obtain additional part information including price, inventory and certifications: [SPST PIN Diode Switch Operating From 2 GHz to 4 GHz Up to +20 dBm and Field Replaceable SMA PE71S6260](#)



SPST PIN Diode Switch Operating From 2 GHz to
4 GHz Up to +20 dBm and Field Replaceable SMA

PIN Diode Switches Technical Data Sheet

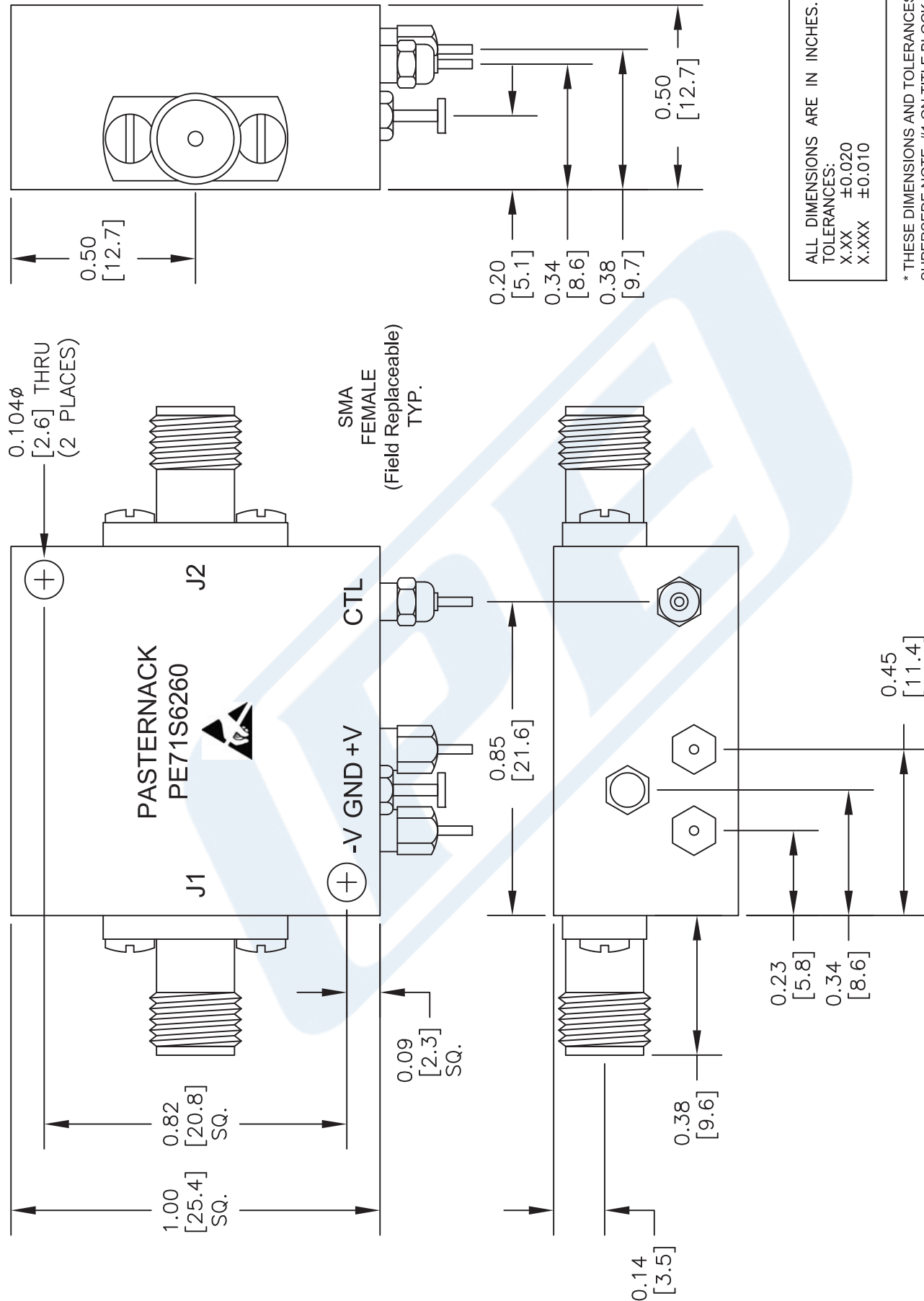
PE71S6260

URL: <http://www.pasternack.com/spst-pin-diode-switch-4-ghz-20-dbm-sma-pe71s6260-p.aspx>

The information contained in this document is accurate to the best of our knowledge and representative of the part described herein. It may be necessary to make modifications to the part and/or the documentation of the part, in order to implement improvements. Pasternack reserves the right to make such changes as required. Unless otherwise stated, all specifications are nominal. Pasternack does not make any representation or warranty regarding the suitability of the part described herein for any particular purpose, and Pasternack does not assume any liability arising out of the use of any part or documentation.

PE71S6260 CAD Drawing

SPST PIN Diode Switch Operating From 2 GHz to 4 GHz
Up to +20 dBm and Field Replaceable SMA



DWG TITLE

PE71S6260

- NOTES:
1. UNLESS OTHERWISE SPECIFIED ALL DIMENSIONS ARE NOMINAL.
 2. ALL SPECIFICATIONS ARE SUBJECT TO CHANGE WITHOUT NOTICE AT ANY TIME.
 3. DIMENSIONS ARE IN INCHES [mm].

PASTERNAK
THE ENGINEER'S RF SOURCE
Pasternack Enterprises, Inc.
P.O. Box 16759 | Irvine | CA | 92623
Phone: (949) 261-1920 | Fax: (949) 261-7451
Website: www.pasternack.com | E-Mail: sales@pasternack.com

FSCM NO. 53919

CAD FILE 041116

SCALE N/A

SIZE A

2233