



Absorptive SPST PIN Diode Switch Operating From 12 GHz to 18 GHz Up to +20 dBm and Field Replaceable SMA

PIN Diode Switches Technical Data Sheet

PE71S6235

Features

- SPST Absorptive Switch
- 12.0 GHz to 18.0 GHz
- Insertion Loss 2.8 dB max
- Isolation 65 dB min
- Power Input 20 dBm CW max
- Field Replaceable Connectors

Applications

- Test & Measurement
- Military Communication
- Commercial Communication
- Wireless Communications
- SATCOM
- Military Electronic Systems
- RF Test Stations

Description

The PE71S6235 is a Single Pole Single Throw (SPST) Absorptive PIN Diode Switch that operates from 12 GHz to 18 GHz. The output port is terminated in 50 ohms when switched in the isolation (off) state. Outstanding typical performance includes < 2.8 dB insertion loss, > 65 dB isolation, and < 50 nsec switching speed. The design incorporates TTL compatible driver circuitry for accurate logic control. Operational temperature range is -40°C to +85°C and dual voltage controls of +5 DC and -15 DC are required. The rugged package is designed to meet a series of MIL-STD-202F environmental conditions including humidity, shock, vibration, and temperature cycle. Package interfaces include solder terminals and female SMA connectors.

Electrical Specifications

Description	Minimum	Typical	Maximum	Units
Frequency Range	12		18	GHz
Impedance		50		Ohms
VSWR			2:1	
Insertion Loss			2.8	dB
Isolation	65			dB
Switching Time			50	ns
Input Power (CW)			0.1	Watts
Survival Power			1	Watts
Positive Operating Voltage		5		V
Negative Operating Voltage		-15		V
Current @ 5 V		20		mA
Current @ -15 V		40		mA
Operating Temperature	-40		+85	deg C

Click the following link (or enter part number in "SEARCH" on website) to obtain additional part information including price, inventory and certifications: [Absorptive SPST PIN Diode Switch Operating From 12 GHz to 18 GHz Up to +20 dBm and Field Replaceable SMA PE71S6235](#)



Absorptive SPST PIN Diode Switch Operating From 12 GHz
to 18 GHz Up to +20 dBm and Field Replaceable SMA

PIN Diode Switches Technical Data Sheet

PE71S6235

Mechanical Specifications

Size

Length	1 in [25.4 mm]
Width	1 in [25.4 mm]
Height	0.5 in [12.7 mm]
Weight	0.05 lbs [22.68 g]
Finish	Blue Paint

Configuration

Design	Absorptive, SPST
RF Connector	SMA Female
RF Connector Option	Field Replaceable
TTL Control Connector	Solder Pin

Environmental Specifications

Temperature

Operating Range	-40 to +85 deg C
Storage Range	-55 to +125 deg C

Humidity	MIL-STD-202F, Method 103B, Condition B
Shock	MIL-STD-202F, Method 213B, Condition B
Vibration	MIL-STD-202F, Method 204D, Condition B
Altitude	MIL-STD-202F, Method 105C, Condition B
Temperature Cycling	MIL-STD-202F, Method 107D, Condition A
ESD Sensitivity	ESD Sensitive Material, Transport material in Approved ESD bags. Handle only in ESD Workstation.



Compliance Certifications (visit www.Pasternack.com for current document)

Not RoHS Compliant	
REACH Compliant	12/17/2015

Plotted and Other Data

Notes:

Click the following link (or enter part number in "SEARCH" on website) to obtain additional part information including price, inventory and certifications: [Absorptive SPST PIN Diode Switch Operating From 12 GHz to 18 GHz Up to +20 dBm and Field Replaceable SMA PE71S6235](#)

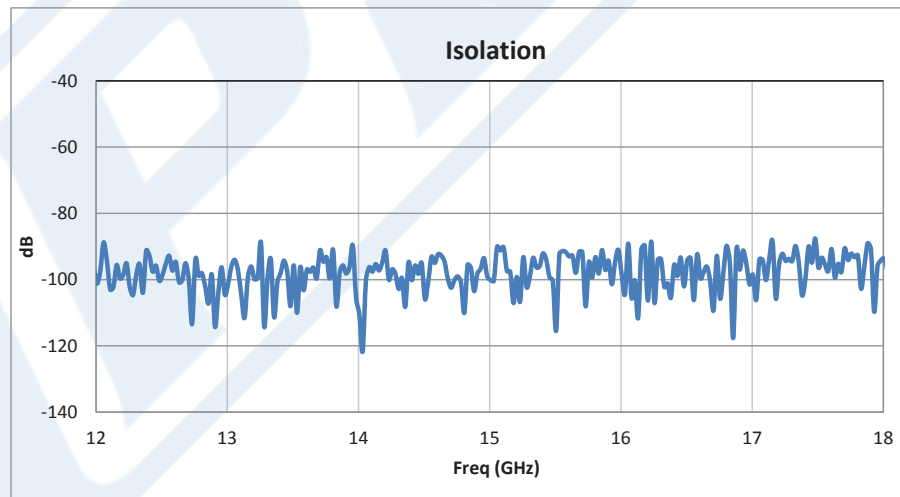
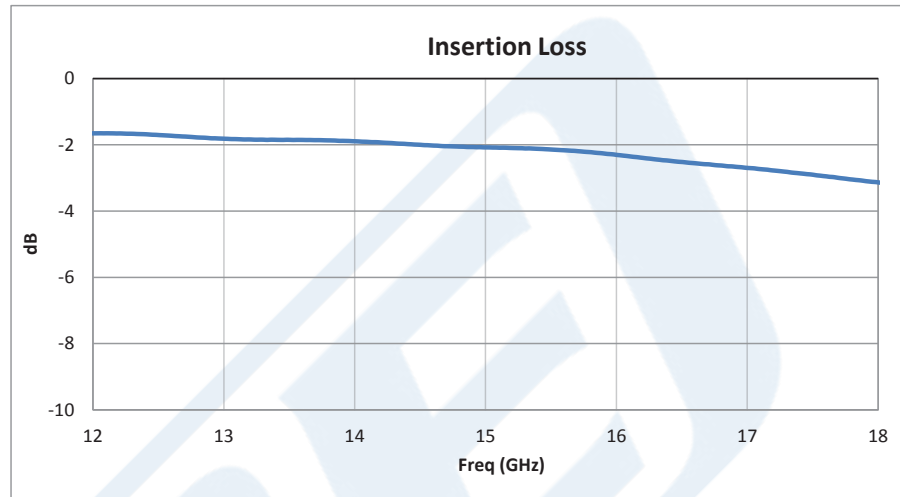


Absorptive SPST PIN Diode Switch Operating From 12 GHz to 18 GHz Up to +20 dBm and Field Replaceable SMA

PIN Diode Switches Technical Data Sheet

PE71S6235

Typical Performance Data



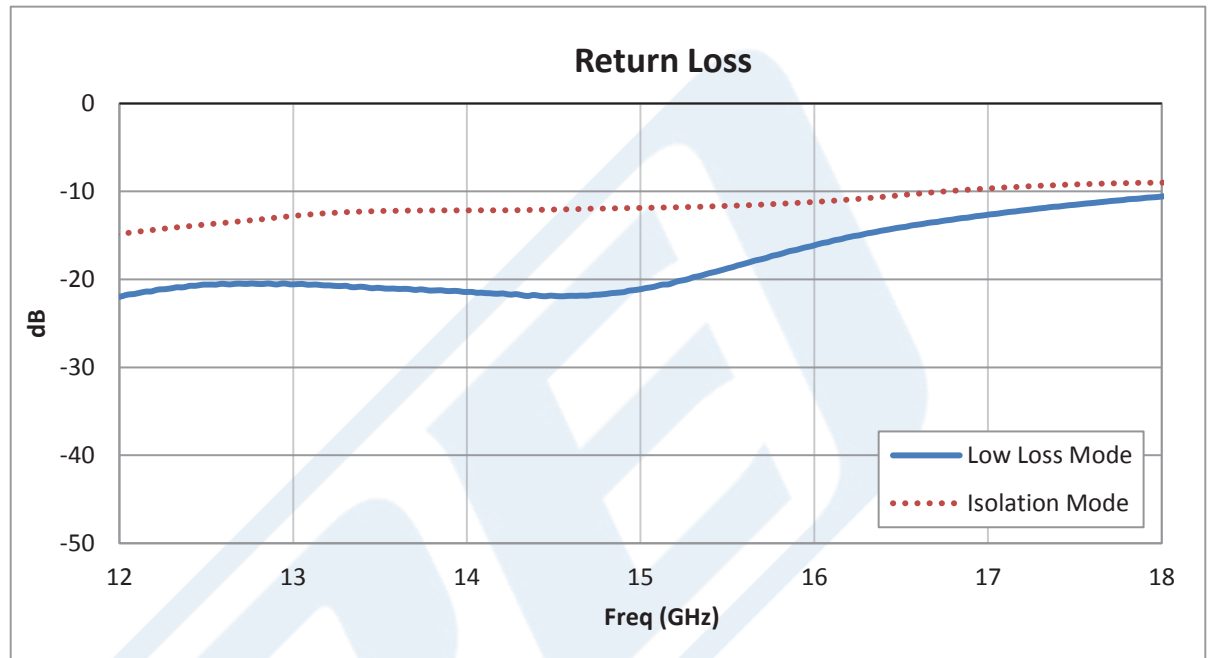
Click the following link (or enter part number in "SEARCH" on website) to obtain additional part information including price, inventory and certifications: [Absorptive SPST PIN Diode Switch Operating From 12 GHz to 18 GHz Up to +20 dBm and Field Replaceable SMA PE71S6235](#)



Absorptive SPST PIN Diode Switch Operating From 12 GHz to 18 GHz Up to +20 dBm and Field Replaceable SMA

PIN Diode Switches Technical Data Sheet

PE71S6235



Absorptive SPST PIN Diode Switch Operating From 12 GHz to 18 GHz Up to +20 dBm and Field Replaceable SMA from Pasternack Enterprises has same day shipment for domestic and International orders. Our RF, microwave and millimeter wave products maintain a 99% availability and are part of the broadest selection in the industry.

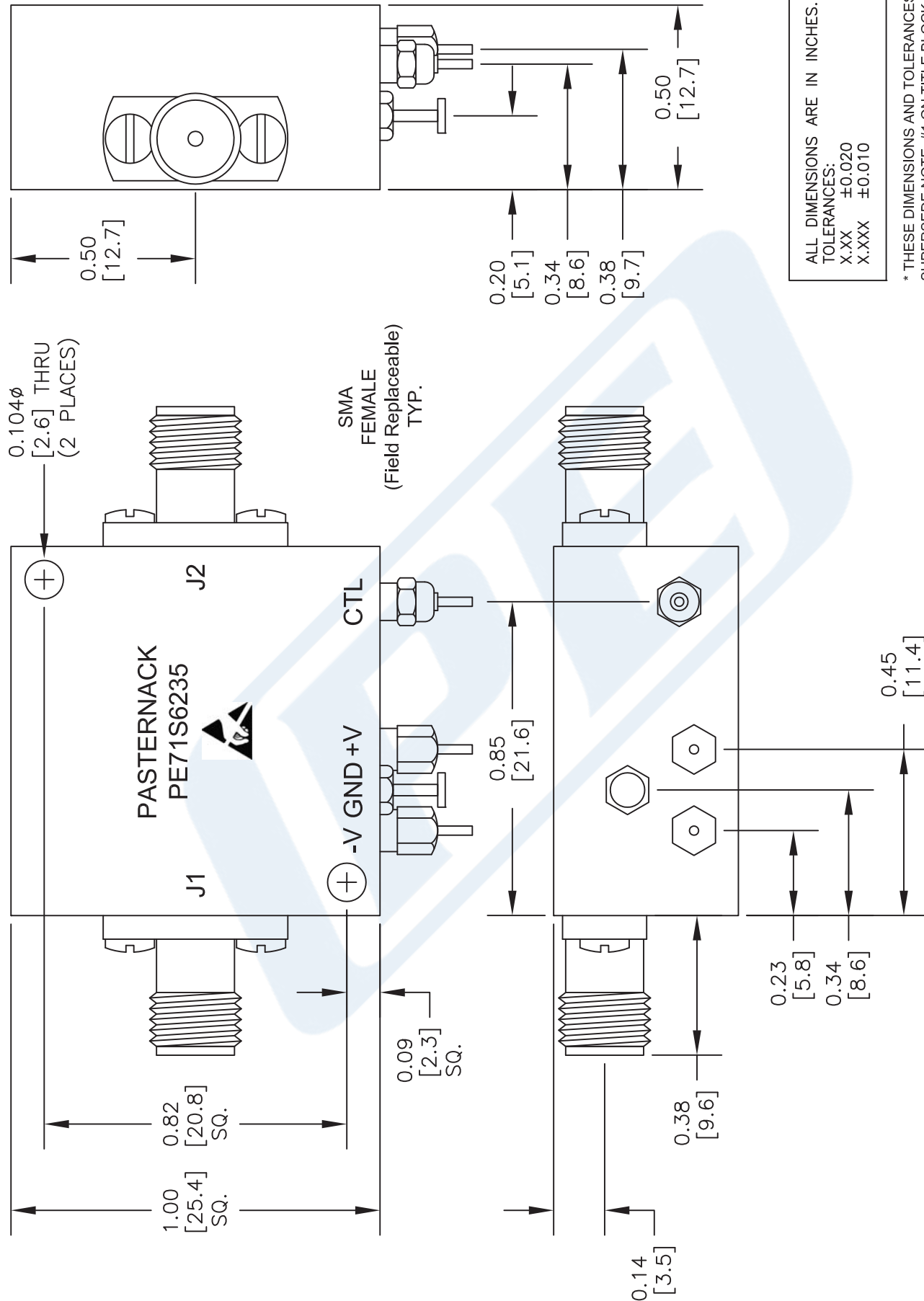
Click the following link (or enter part number in "SEARCH" on website) to obtain additional part information including price, inventory and certifications: [Absorptive SPST PIN Diode Switch Operating From 12 GHz to 18 GHz Up to +20 dBm and Field Replaceable SMA PE71S6235](http://www.pasternack.com/absorptive-spst-pin-diode-switch-18-ghz-20-dbm-sma-pe71s6235-p.aspx)

URL: <http://www.pasternack.com/absorptive-spst-pin-diode-switch-18-ghz-20-dbm-sma-pe71s6235-p.aspx>

The information contained in this document is accurate to the best of our knowledge and representative of the part described herein. It may be necessary to make modifications to the part and/or the documentation of the part, in order to implement improvements. Pasternack reserves the right to make such changes as required. Unless otherwise stated, all specifications are nominal. Pasternack does not make any representation or warranty regarding the suitability of the part described herein for any particular purpose, and Pasternack does not assume any liability arising out of the use of any part or documentation.

PE71S6235 CAD Drawing

Absorptive SPST PIN Diode Switch Operating From 12 GHz to 18 GHz Up to +20 dBm and Field Replaceable SMA



NOTES:

1. UNLESS OTHERWISE SPECIFIED ALL DIMENSIONS ARE NOMINAL.
2. ALL SPECIFICATIONS ARE SUBJECT TO CHANGE WITHOUT NOTICE AT ANY TIME.
3. DIMENSIONS ARE IN INCHES [mm].

DWG TITLE

PE71S6235

PASTERNAK
THE ENGINEER'S RF SOURCE

Pasternack Enterprises, Inc.

P.O. Box 16759 | Irvine | CA | 92623

Phone: (949) 261-1920 | Fax: (949) 261-7451

Website: www.pasternack.com | E-Mail: sales@pasternack.com

FSCM NO. 53919

CAD FILE 041116

SCALE N/A

SIZE A

2233