

SPDT, IP64 Rated Electromechanical Relay Latching Switch, Terminated, DC to 18 GHz, 90W, TTL, Indicators, diodes, 12VDC, SMA

The FMSW6528 is a Ruggedized SPDT electromechanical relay switch that operates across a broadband frequency range from DC to 18 GHz and can handle up to 90W of average power in a break before make condition. The 50 Ohm design is IP64 compliant with a Level 1 moisture seal and specifically designed to operate reliably in harsh usage environments and conditions, such as over extreme temperatures and wet or dusty environments. Intrusion protection offers full protection against dust and other particulates. Moisture protection enables resistance to splashes in all directions. The switch has a Latching Actuator that magnetically latches in place after the control voltage is removed. For power sensitive applications, this is the best actuator option. The output ports are terminated in 50 ohms when switched in the isolation (off) state. Additional features include TTL logic control, indicators to monitor the switch position, and suppression diodes which limit voltage spikes or reverse current. Impressive typical performance includes 0.2 dB insertion loss and isolation greater than 85 dB. This switch requires +12Vdc bias voltage, operates over a temperature range of -54°C to +85°C, and is rated for 2 million lifecycles. The rugged and compact package assembly supports SMA female connectors and solder terminal pins for DC command control functions. And for highly reliable operation, the model is guaranteed to meet MIL-STD-202 environmental test conditions for shock and random vibration.

Electrical Specifications (TA = +25°C, DC Voltage = 12 Vdc)

Switch Type	SPDT
Actuator Type	Latching
Actuator Options	Indicators, Diodes
TTL Control	on: 2.4 to 5.5 Volts off: 0 to 0.8 Volts

Description	Min	Typ	Max	Units
Frequency Range	DC		18	GHz
Impedance		50		Ohms
Operating Voltage	11	12	13	Volts
Actuating Current @ 12 Volts			420	mA
VSWR		1.15:1	1.4:1	
Insertion Loss		0.2	0.4	dB
Isolation	65	90		dB
Switching Time		20		ms

Performance by Frequency

Description	F1	F2	F3	F4	F5	Units
Frequency Range	DC - 6	6 - 12	12 - 18			GHz
VSWR, Max	1.2:1	1.3:1	1.4:1			
Insertion Loss, Max	0.15	0.25	0.4			dB
Isolation, Min	85	70	65			dB



Features:

- SPDT Electromechanical Relay Switch
- /IP64 Level 1 Rated
- DC to 18 GHz Frequency Range
- Latching Actuator
- Internal 50 Ohm Terminations
- TTL Control Logic
- Indicators
- Suppression Diodes
- 2M Lifecycle Rating
- Insertion Loss 0.2 dB typ
- Isolation > 85 dB typ
- VSWR as low as 1.2:1 max
- SMA Female Connectors
- +12 Volt DC Bias
- Solder Terminal Pins for DC Command Control
- -54°C to +85°C Operating Temperature
- Up to 90 Watt Average Power Handling
- 50 Ohm Design
- Hot Switching Capability - Consult Factory
- S-Parameter Data available upon request
- Rugged Design meets Mil-STD-202 Test Conditions

Applications:

- Aerospace & Defense
- Test & Measurement
- Microwave Radio Systems
- Military & Commercial Communication Systems
- Research & Development
- SATCOM
- Wireless Communications
- Enterprise
- IoT

Fairview Microwave
 301 Leora Ln., Suite 100
 Lewisville, TX 75056
 Tel: 1-800-715-4396 / (972) 649-6678
 Fax: (972) 649-6689
www.fairviewmicrowave.com
sales@fairviewmicrowave.com

Mechanical Specifications

Size	
Length	2.05 in [52.07 mm]
Width/Diameter	1.5 in [38.1 mm]
Height	0.52 in [13.21 mm]
Weight	0.078 lbs [35.38 g]

Connectors

RF Connector Type	Terminal Female
Control Connector	Solder Terminals

Environmental Specifications

Temperature

Operating Range	-54 to +85 deg C
Storage Range	-55 to +100 deg C

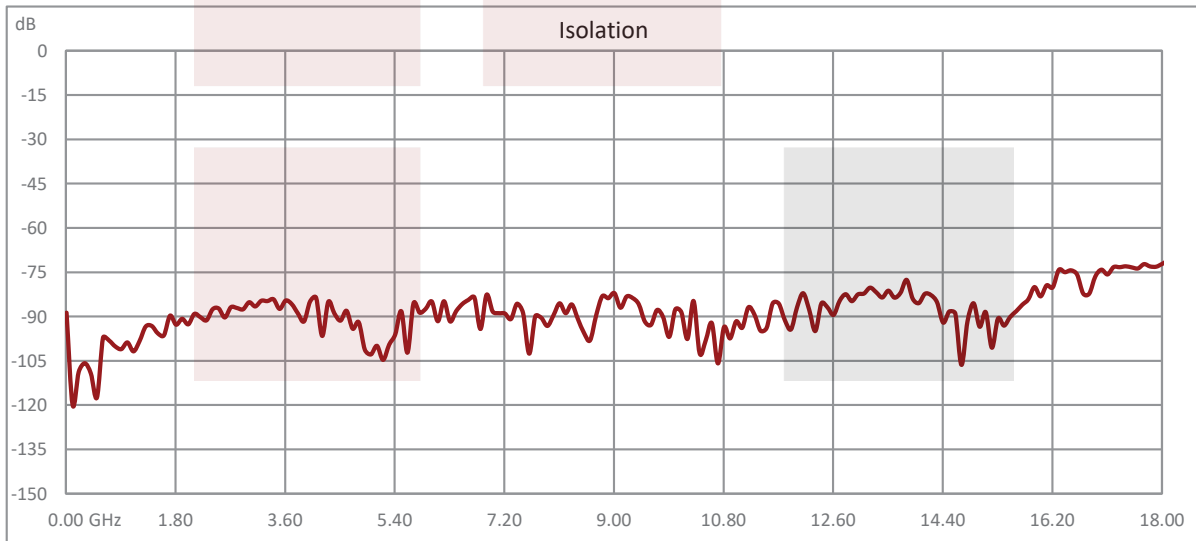
Ingress Protection (IP) Rating	IP64
Shock	MIL-STD-202 Method 213, Condition D, 500 G (non oper)
Vibration	MIL-STD-202 Method 204, Condition D, 10G RMS (non oper)

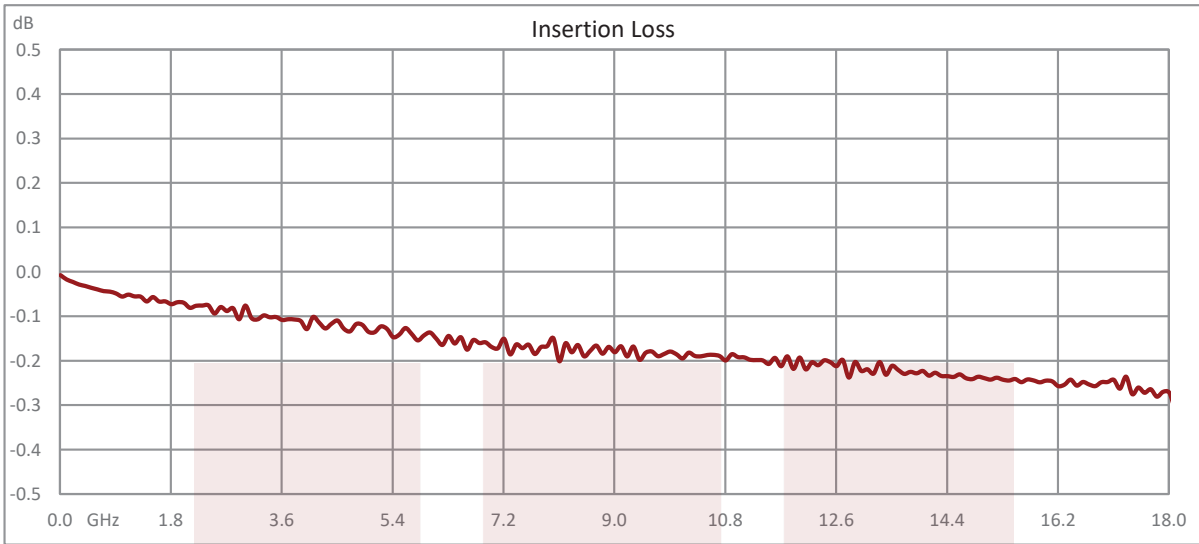
Compliance Certifications (see [product page](#) for current document)

Plotted and Other Data

Notes:

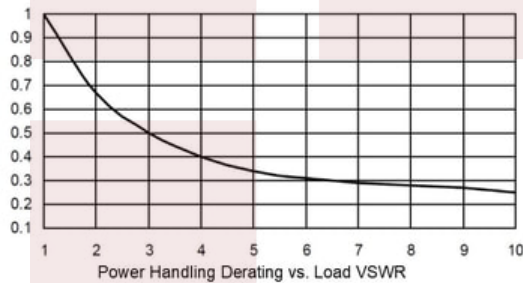
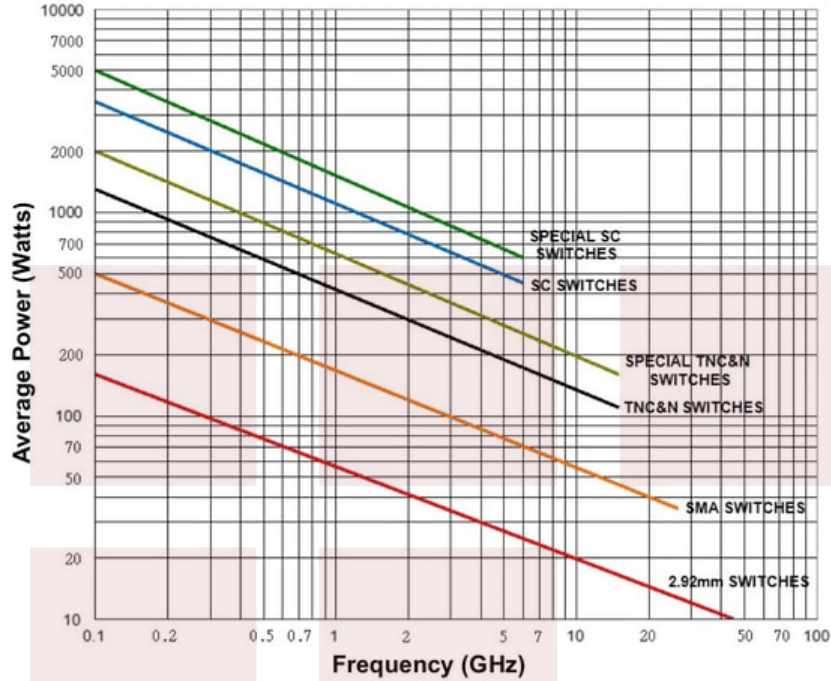
Typical Performance Data





Power Handling vs. Frequency

Power Handling vs. Frequency



Power handling chart and derating curves based on the following conditions:

- Ambient temperature: 40°C or less
- Altitude: Sea level
- Load VSWR: 1.20:1 Maximum
- Relative Humidity: 40-50%
- Cold switching: RF signal off

Note: specifications subject to change without notice

SPDT, IP64 Rated Electromechanical Relay Latching Switch, Terminated, DC to 18 GHz, 90W, TTL, Indicators, diodes, 12VDC, SMA from Fairview Microwave is in-stock and available to ship same-day. All of our RF/microwave products are available off-the-shelf from our ISO 9001:2008 certified facilities in Lewisville, Texas. Fairview Microwave is RF on-demand.

For additional information on this product, please click the following link: [SPDT, IP64 Rated Electromechanical Relay Latching Switch, Terminated, DC to 18 GHz, 90W, TTL, Indicators, diodes, 12VDC, SMA FMSW6528](#)

URL: <https://www.fairviewmicrowave.com/spdt-latching-18-ghz-electro-mechanical-relay-switch-indicators-diodes-fm-sw6528-p.aspx>

The information contained in this document is accurate to the best of our knowledge and representative of the part described herein. It may be necessary to make modifications to the part and/or the documentation of the part, in order to implement improvements. Fairview Microwave reserves the right to make such changes as required. Unless otherwise stated, all specifications are nominal. Fairview Microwave does not make any representation or warranty regarding the suitability of the part described herein for any particular purpose, and Fairview Microwave does not assume any liability arising out of the use of any part or documentation.



