

2 Way Power Divider SMA Connectors From 200 MHz to 2 GHz Rated at 1 Watts

Electrical Specifications

Design			Reactive	
Number of Output Ports			2	
Description	Min	Typ	Max	Units
Frequency Range	0.2		2	GHz
Impedance		50		Ohms
Input VSWR			1.5:1	
Output VSWR			1.5:1	
Insertion Loss			1.5	dB
Isolation	25			dB
Amplitude Balance			0.4	dB
Phase Balance			6	Degrees
Input Power (CW)			1	Watt

Mechanical Specifications

Size		
Length		1.25 in [31.75 mm]
Width		1.25 in [31.75 mm]
Height		0.75 in [19.05 mm]
Weight		0.1135 lbs [51.48 g]
Finish		Blue

Configuration		
Input Connector		SMA Female
Output Connectors		SMA Female

Environmental Specifications

Temperature		
Operating Range		-25 to +80 deg C

Compliance Certifications (see [product page](#) for current document)

Plotted and Other Data

Notes:




Fairview Microwave
301 Leora Ln., Suite 100
Lewisville, TX 75056
Tel: 1-800-715-4396 / (972) 649-6678
Fax: (972) 649-6689
www.fairviewmicrowave.com
sales@fairviewmicrowave.com

2 Way Power Divider SMA Connectors From 200 MHz to 2 GHz Rated at 1 Watts from Fairview Microwave is in-stock and available to ship same-day. All of our RF/microwave products are available off-the-shelf from our ISO 9001:2008 certified facilities in Lewisville, Texas. Fairview Microwave is RF on-demand.

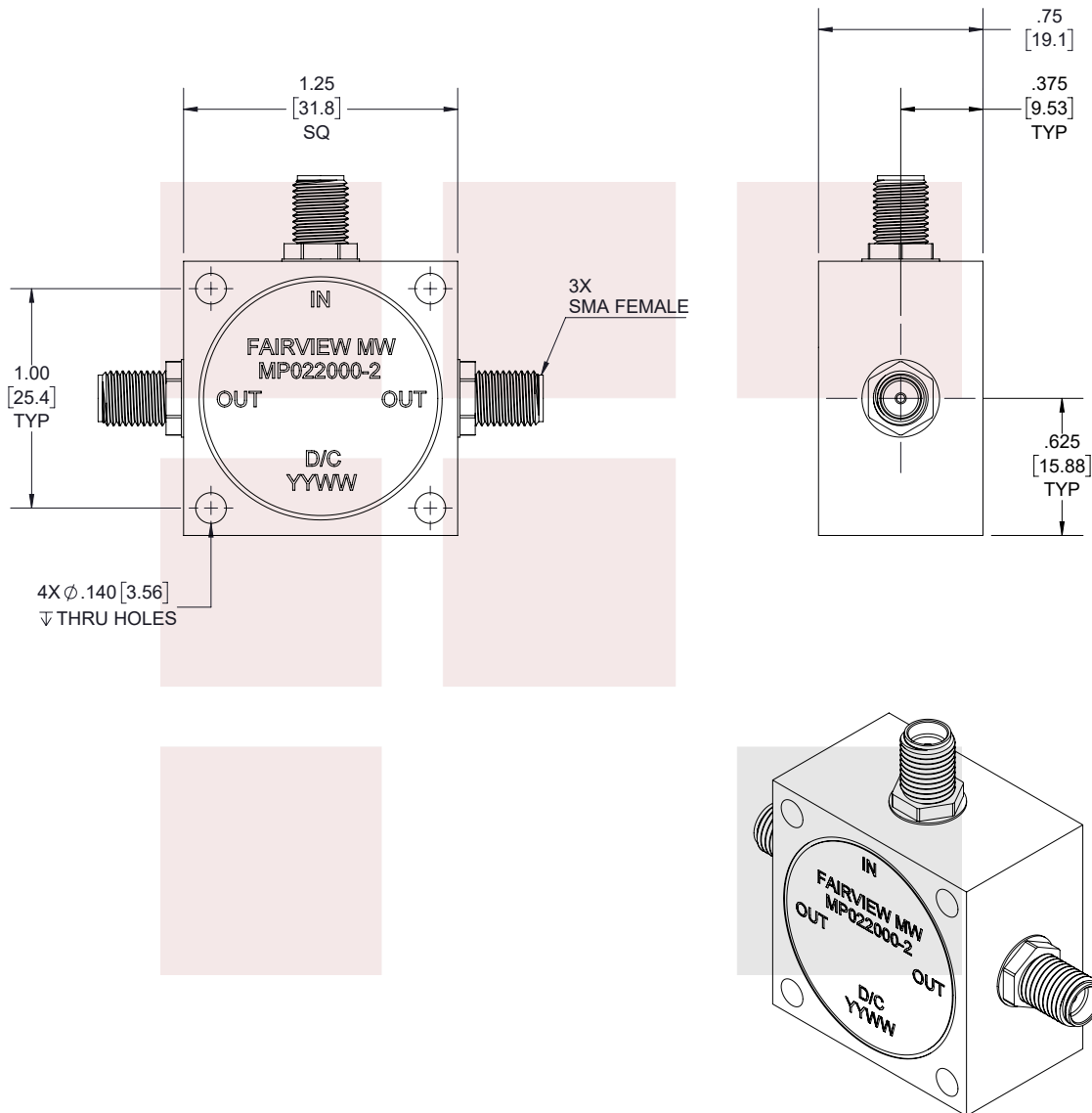
For additional information on this product, please click the following link: [2 Way Power Divider SMA Connectors From 200 MHz to 2 GHz Rated at 1 Watts MP022000-2](#)

URL: <https://www.fairviewmicrowave.com/2-way-power-divider-sma-2-ghz-1-watts-mp022000-2-p.aspx>

The information contained in this document is accurate to the best of our knowledge and representative of the part described herein. It may be necessary to make modifications to the part and/or the documentation of the part, in order to implement improvements. Fairview Microwave reserves the right to make such changes as required. Unless otherwise stated, all specifications are nominal. Fairview Microwave does not make any representation or warranty regarding the suitability of the part described herein for any particular purpose, and Fairview Microwave does not assume any liability arising out of the use of any part or documentation.



REVISIONS			
REV.	DESCRIPTION	DATE	APPROVED
A	PCR MP01500B-2	7/20/2020	S.PONG



THESE COMMODITIES, TECHNOLOGY OR SOFTWARE WERE EXPORTED FROM THE UNITED STATES IN ACCORDANCE WITH THE EXPORT ADMINISTRATION REGULATIONS. DIVERSION CONTRARY TO U.S. LAW PROHIBITED.



TITLE
2 Way Power Divider SMA Connectors From 200 MHz to 2 GHz Rated at 1 Watts

UNLESS OTHERWISE SPECIFIED LEADING DIMENSIONS ARE INCHES
DIMENSIONS IN [] ARE MILLIMETERS

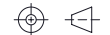
TOLERANCES:

.X = ±.2 [5.08] FRACTIONS
.XX = ±.02 [.51] ± 1/32
.XXX = ±.005 [.13] ANGLES ± 1°

CABLE LENGTH (L) TOLERANCES:

L ≤ 12 [305] = +1 [25] / -0
12 [305] < L ≤ 60 [1524] = +2 [51] / -0
60 [1524] < L ≤ 120 [3048] = +4 [102] / -0
120 [3048] < L ≤ 300 [7620] = +6 [152] / -0
300 [7620] < L = +5%L / -0

THIRD-ANGLE PROJECTION



THE INFORMATION AND DESIGN IN THIS DOCUMENT IS THE PROPERTY OF FAIRVIEW MICROWAVE CORPORATION. ALL RIGHTS RESERVED.

SHEET 1 OF 1

SCALE

N/A

SIZE	CAGE CODE	DRAWN BY	ITEM NO.	REV
A	3FKR5	K.DANG	MP022000-2	A

T-Rev.D