

## 2 Way High Power Equal Tapper with 4.1/9.5 Mini DIN Operating from 600 MHz to 2.7 GHz Rated at 300 Watts

The FMDV1026 is a High Power Equal Power Tapper with 4.1/9.5 Mini DIN Female connectors rated to 300 watts CW. Insertion loss is a low 0.15 dB.

Fairview Microwave's family of Low PIM Equal Power Tappers (Tap Power Dividers) are designed without solder joints and a unique construction allows for exceptional performance within the 600 to 2,700 MHz frequency range. They are offered in a range of output port options to allow flexibility in the design of your DAS system. Especially designed and manufactured for the rigors of low PIM systems, this family of Tappers is rated at an average power of 300 watts CW, and have PIM performance of -160 dBc or better. They can be used indoor or outdoor as they meet the moisture requirements of IP67. They are available in four different connector types: N, DIN 7-16, 4.3-10, and Mini DIN 4.1/9.5.

### Electrical Specifications

Description	Min	Typ	Max	Units
Frequency Range	0.6		2.7	GHz
Impedance		50		Ohms
Input VSWR			1.2:1	
Insertion Loss			0.15	dB
Passive Intermodulation 2 Tones @ 43 dBm: F1 = 1930 MHz, F2 = 1990 MHz			-160	dBc
Input Power (CW)			300	Watts
Input Power (Peak)			3	KWatts

### Mechanical Specifications

Housing Material and Plating	Aluminum, Chem Film
<b>Configuration</b>	
Package Type	Connectorized
Input Connector	4.1/9.5 Mini DIN Female
Output Connector	4.1/9.5 Mini DIN Female

### Environmental Specifications

Ingress Protection (IP) Rating	IP67
--------------------------------	------

### Compliance Certifications (see [product page](#) for current document)

### Plotted and Other Data

Notes:



### Features:

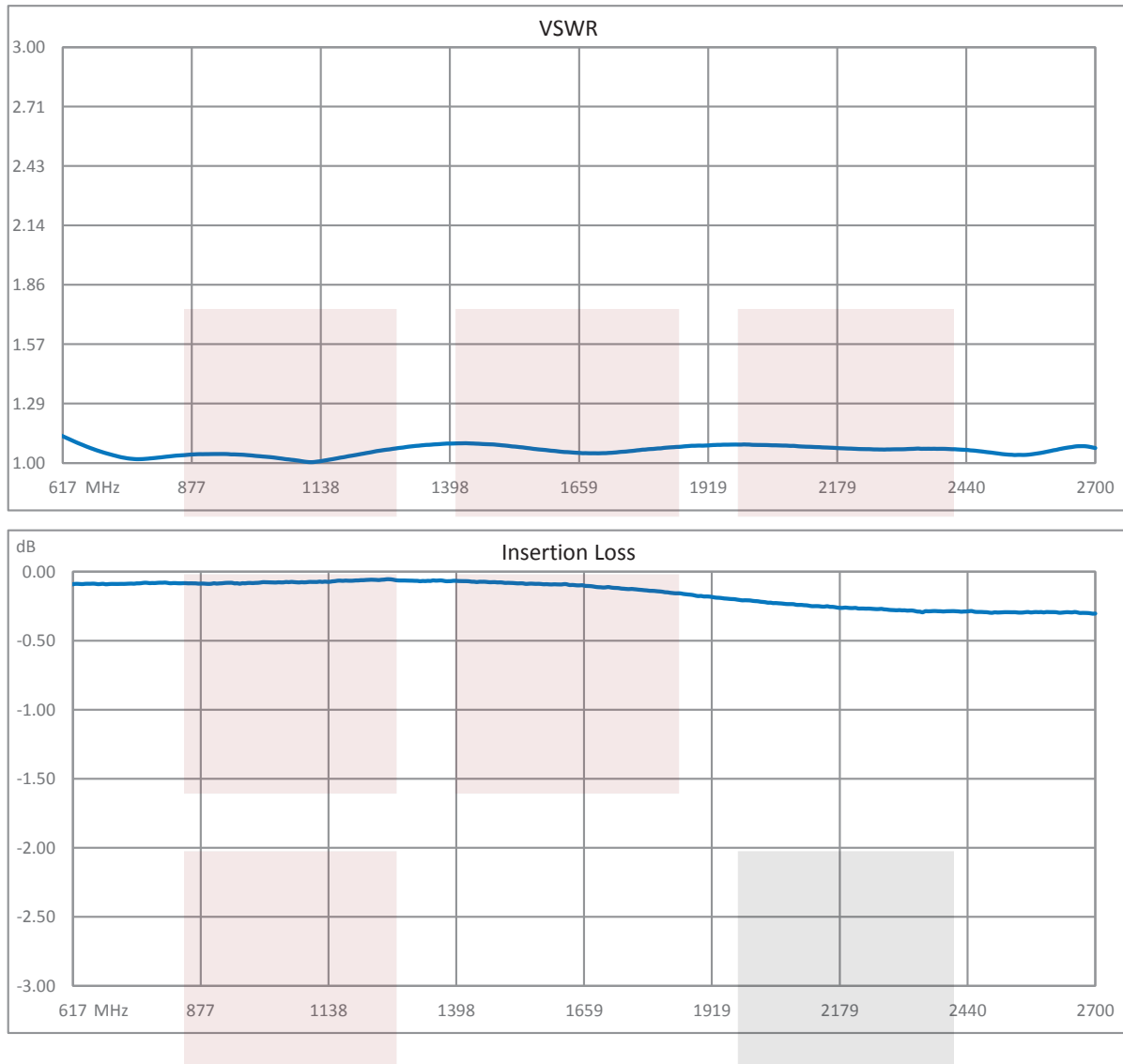
- Low PIM (-160 dBc)
- High Power 300 watt CW Rating
- 600 to 2,700 MHz
- 4.1/9.5 Mini DIN Female Connector
- Mounting Bracket

### Applications:

- Indoor/Outdoor Use (IP67)
- Base Station
- 4G/LTE/AWS/PCS/PMR/UMTS/TETRA/WiFi
- Distributed Antenna Systems (DAS)
- Wireless Infrastructure

Fairview Microwave  
1130 Junction Dr. #100  
Allen, TX 75013  
Tel: 1-800-715-4396 / (972) 649-6678  
Fax: (972) 649-6689  
[www.fairviewmicrowave.com](http://www.fairviewmicrowave.com)  
[sales@fairviewmicrowave.com](mailto:sales@fairviewmicrowave.com)

### Typical Performance Data

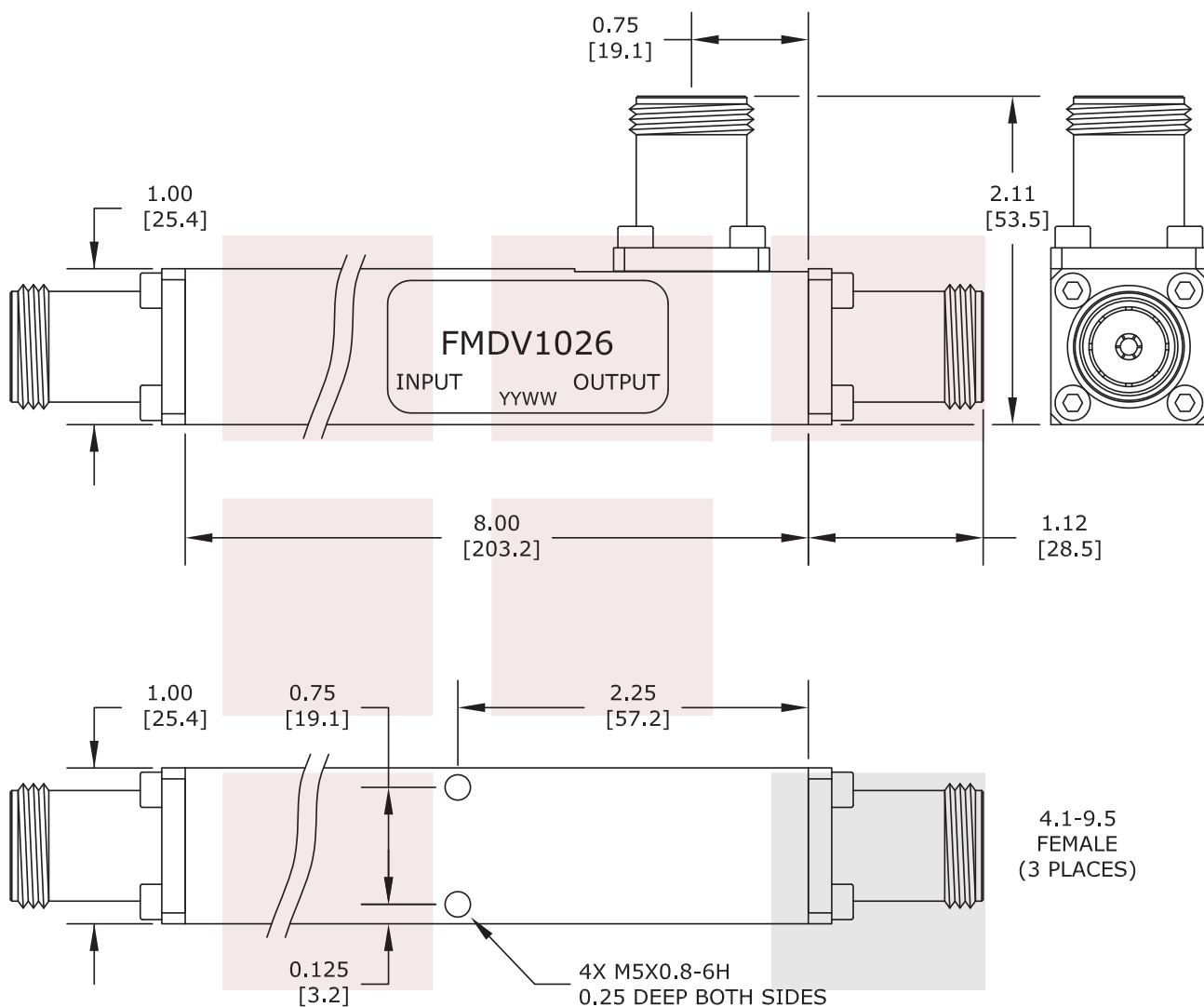


2 Way High Power Equal Tapper with 4.1/9.5 Mini DIN Operating from 600 MHz to 2.7 GHz Rated at 300 Watts from Fairview Microwave is in-stock and available to ship same-day. All of our RF/microwave products are available off-the-shelf from our ISO 9001:2008 certified facilities in Allen, Texas. Fairview Microwave is RF on-demand.

For additional information on this product, please click the following link: [2 Way High Power Equal Tapper with 4.1/9.5 Mini DIN Operating from 600 MHz to 2.7 GHz Rated at 300 Watts FMDV1026](https://www.fairviewmicrowave.com/2-way-equal-tapper-4.1-9.5-600-mhz-2.7-ghz-300watts-fmdv1026-p.aspx)

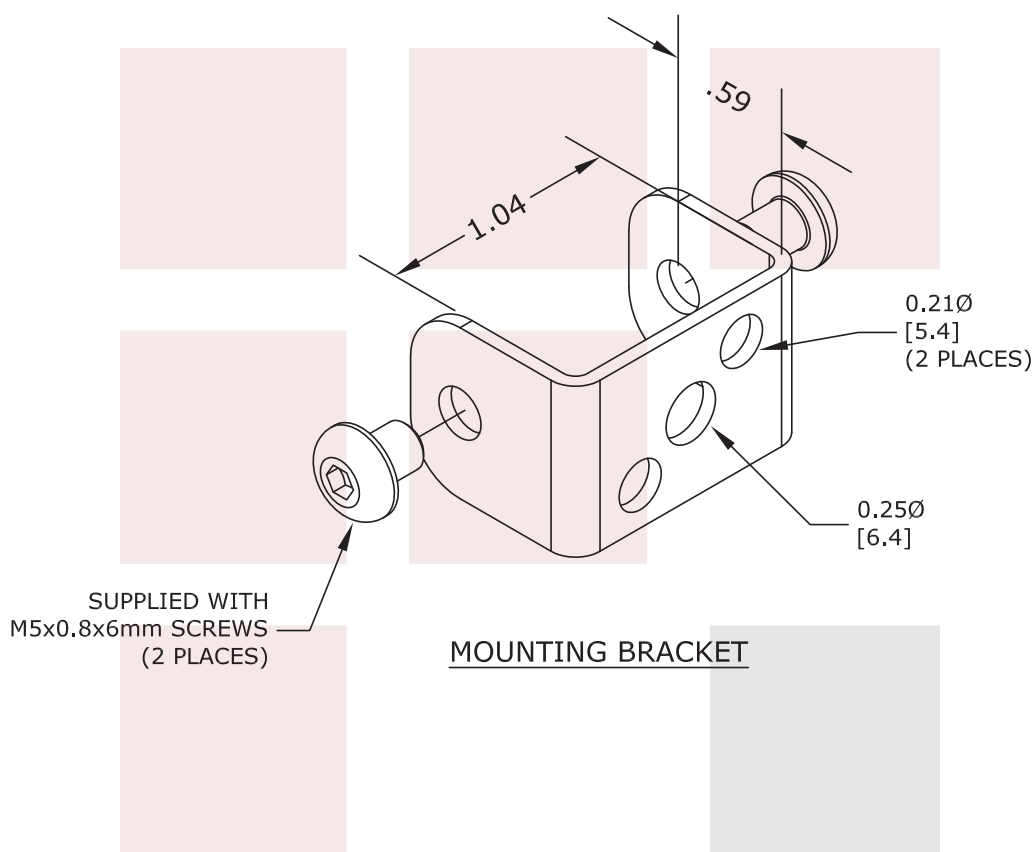
URL: <https://www.fairviewmicrowave.com/2-way-equal-tapper-4.1-9.5-600-mhz-2.7-ghz-300watts-fmdv1026-p.aspx>

The information contained in this document is accurate to the best of our knowledge and representative of the part described herein. It may be necessary to make modifications to the part and/or the documentation of the part, in order to implement improvements. Fairview Microwave reserves the right to make such changes as required. Unless otherwise stated, all specifications are nominal. Fairview Microwave does not make any representation or warranty regarding the suitability of the part described herein for any particular purpose, and Fairview Microwave does not assume any liability arising out of the use of any part or documentation.



**TOLERANCES:**  
HOLE TOLERANCE: X.XXX ±.003  
LENGTH TOLERANCE: X.XXX ±.010  
LENGTH TOLERANCE: X.XX ±.03

<b>FAIRVIEW MICROWAVE INC.</b> ALLEN, TX 75013 WWW.FAIRVIEWMICROWAVE.COM		<b>NOTES:</b> 1. UNLESS OTHERWISE SPECIFIED ALL DIMENSIONS ARE NOMINAL. 2. ALL SPECIFICATIONS ARE SUBJECT TO CHANGE WITHOUT NOTICE AT ANY TIME. 3. DIMENSIONS ARE IN INCHES [mm].			
<b>TITLE</b> 2 Way High Power Equal Tapper with 4.1/9.5 Mini DIN Operating from 600 MHz to 2.7 GHz Rated at 300 Watts	<b>DWG NO</b> FMDV1026		<b>CAGE CODE</b> 3FKR5		
	<b>CAD FILE</b> 081716	<b>SHEET</b>	<b>SCALE</b> N/A	<b>SIZE</b> A	2233



**TOLERANCES:**  
HOLE TOLERANCE: X.XXX ±.003  
LENGTH TOLERANCE: X.XXX ±.010  
LENGTH TOLERANCE: X.XX ±.03

<b>FAIRVIEW MICROWAVE INC.</b> ALLEN, TX 75013 WWW.FAIRVIEWMICROWAVE.COM		NOTES: 1. UNLESS OTHERWISE SPECIFIED ALL DIMENSIONS ARE NOMINAL. 2. ALL SPECIFICATIONS ARE SUBJECT TO CHANGE WITHOUT NOTICE AT ANY TIME. 3. DIMENSIONS ARE IN INCHES [mm].			
<b>TITLE</b> 2 Way High Power Equal Tapper with 4.1/9.5 Mini DIN Operating from 600 MHz to 2.7 GHz Rated at 300 Watts	<b>DWG NO</b> FMDV1026		<b>CAGE CODE</b> 3FKR5		
	<b>CAD FILE</b> 081716	<b>SHEET</b>	<b>SCALE</b> N/A	<b>SIZE</b> A	2233