

High IP3 Frequency Mixer

LAVI-22VH+

Level 21 (LO Power +21 dBm) 425 to 2200 MHz



Generic photo used for illustration purposes only
CASE STYLE: CK605

+RoHS Compliant

The +Suffix identifies RoHS Compliance. See our web site for RoHS Compliance methodologies and qualifications

Maximum Ratings

Operating Temperature	-45°C to 85°C
Storage Temperature	-55°C to 100°C
LO Power	+24 dBm
RF Power	+21 dBm

Permanent damage may occur if any of these limits are exceeded.

Pin Connections

LO	10
RF	2
IF	14
GROUND	1,3,4,5,6,7,8,9,11,12,13,15,16

Features

- very high IP3, 31 dBm typ.
- wideband, 425 to 2200 MHz
- excellent L-R isolation, 50 dB typ. and L-I isolation, 45 dB typ.
- high 1 dB compression, 20 dBm typ.
- shielded metal cover
- aqueous washable
- protected by US Patent 6,807,407

Applications

- cellular/PCS base station
- wideband receiver

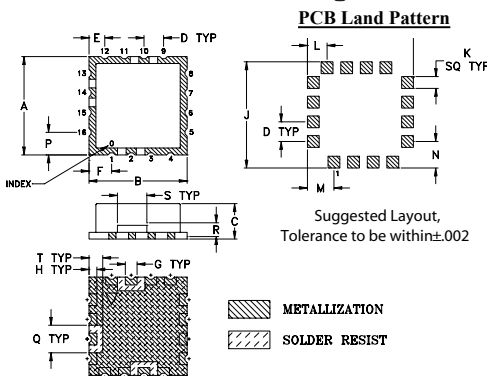
Electrical Specifications (T_{AMB} = 25°C)

FREQUENCY (MHz)			CONVERSION LOSS (dB)			RF in at 1dB Compr (dBm)	IP3 (dBm)	LO-RF ISOLATION (dB)		LO-IF ISOLATION (dB)	
RF	LO	IF	Typ.	σ	Max.	Typ.	Typ.	Typ.	Min.	Typ.	Min.
425-2200	525-2400	100-700	7.7	0.2	9.6	+20	31	50	36	45	28

Typical Performance Data

Frequency (MHz)		Conversion Loss (dB)	Isolation L-R (dB)	Isolation L-I (dB)	VSWR RF Port (:1)	VSWR LO Port (:1)	IP3 (dBm)	IF Freq. (MHz)	VSWR IF (:1)
RF	LO	LO +21dBm	LO +21dBm	LO +21dBm	LO +21dBm	LO +21dBm	LO +21dBm	LO +21dBm	LO +21dBm
425.10	525.10	6.17	67.24	60.36	2.21	4.27	30.14	100.00	1.83
536.00	642.30	5.76	58.74	54.00	1.78	4.25	29.11	140.00	1.73
647.00	759.50	5.69	52.80	50.79	1.84	4.17	30.37	180.00	1.65
868.90	993.90	6.49	47.06	48.75	2.36	3.38	30.83	200.00	1.49
979.80	1111.10	6.97	46.09	47.66	2.51	2.71	30.43	250.00	1.43
1090.70	1228.20	7.32	47.28	40.07	2.37	2.96	30.55	300.00	1.38
1201.70	1345.40	7.35	44.93	39.29	2.37	2.87	30.99	350.00	1.33
1423.50	1579.80	7.77	47.61	39.06	2.26	3.15	29.18	400.00	1.28
1645.40	1814.20	7.60	51.49	50.84	1.89	3.94	29.64	450.00	1.22
1756.40	1931.40	7.58	51.99	53.46	1.89	4.38	31.76	500.00	1.15
1978.20	2165.70	7.52	55.30	39.65	1.92	4.21	30.24	600.00	1.02
2089.20	2282.90	7.67	47.32	39.01	1.86	3.73	28.78	650.00	1.04
2200.10	2400.10	7.81	43.87	38.81	1.74	3.42	28.16	700.00	1.10

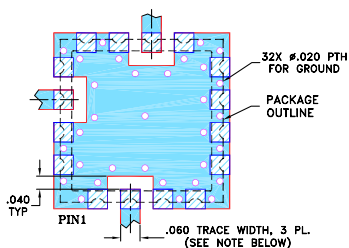
Outline Drawing



Outline Dimensions (inch/mm)

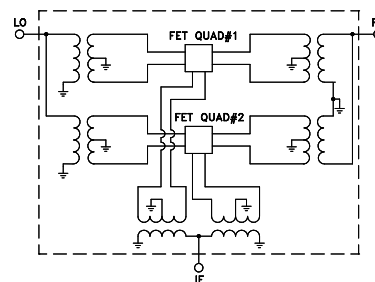
A	B	C	D	E	F	G	H	J	K
.500	.500	.180	.100	.080	.115	.060	.040	.540	.060
12.7	12.7	4.572	2.54	2.032	2.921	1.524	1.016	13.72	1.524
L	M	N	P	Q	R	S	T	wt.	
.100	.135	.135	.115	.140	.070	.150	.070	grams	
2.54	3.429	3.429	2.921	3.556	1.778	3.81	1.778	1.0	

Demo Board MCL P/N: TB-433+ Suggested PCB Layout (PL-012)



- NOTES: 1. TRACE WIDTH IS SHOWN FOR FR4 WITH DIELECTRIC THICKNESS .030" ± .002"; COPPER: 1/2 OZ. EACH SIDE. FOR OTHER MATERIALS TRACE WIDTH MAY NEED TO BE MODIFIED.
2. BOTTOM SIDE OF THE PCB IS CONTINUOUS GROUND PLANE.
- DENOTES PCB COPPER LAYOUT WITH SMOBC (SOLDER MASK OVER BARE COPPER)
- DENOTES COPPER LAND PATTERN FREE OF SOLDER MASK

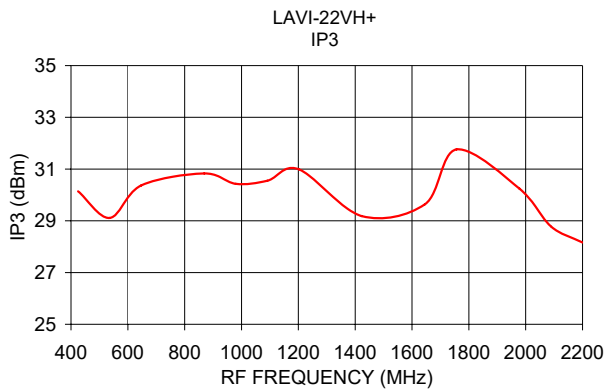
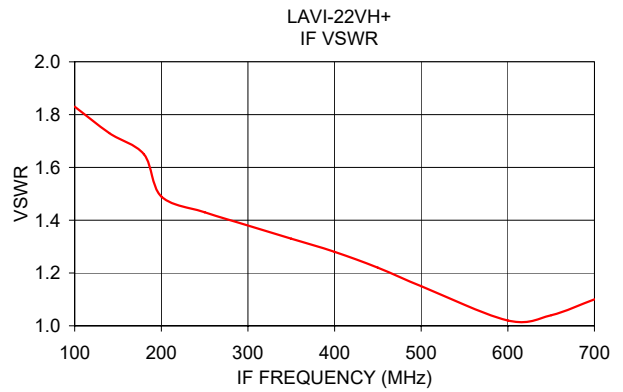
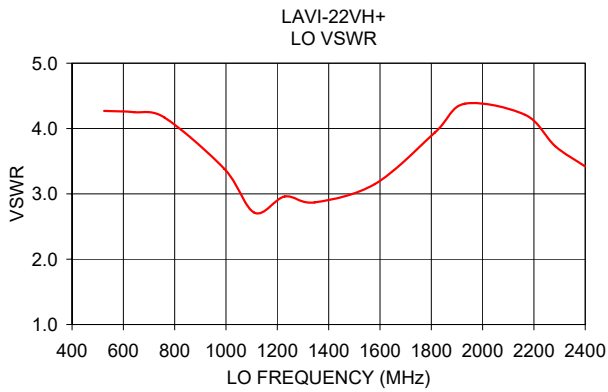
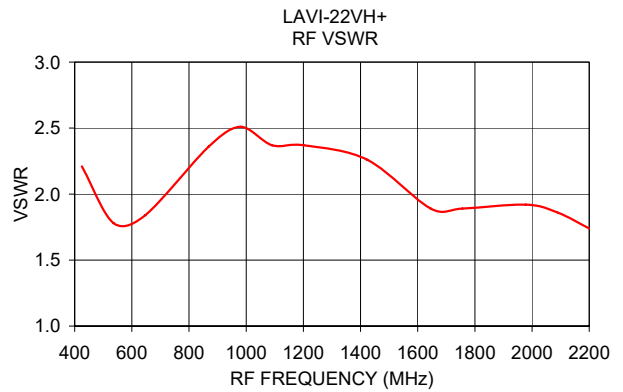
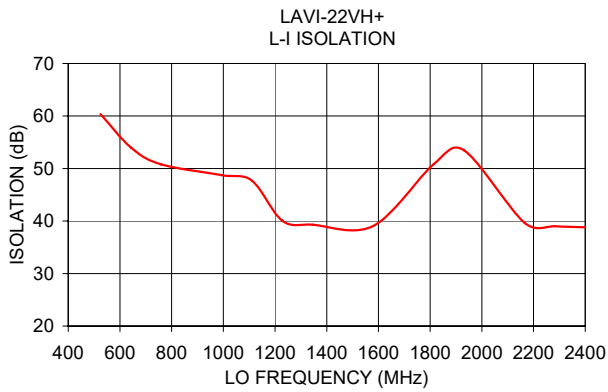
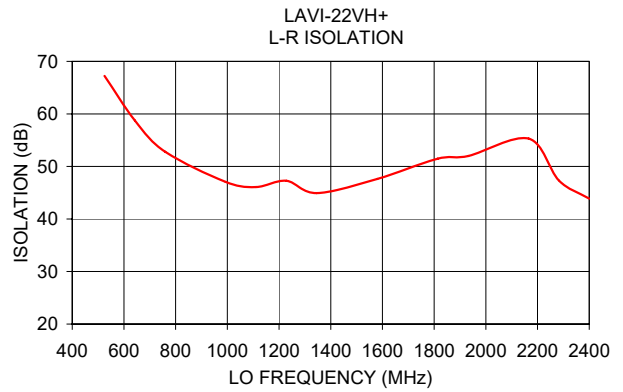
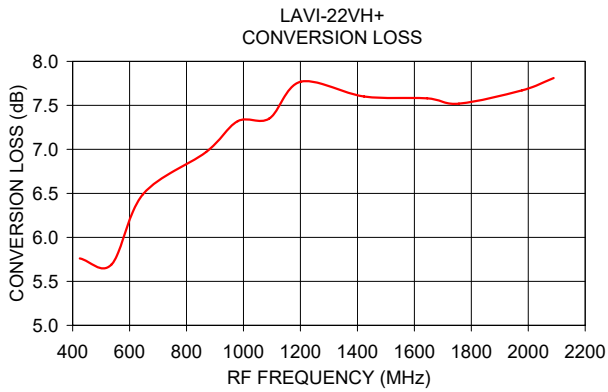
Electrical Schematic



Notes

- A. Performance and quality attributes and conditions not expressly stated in this specification document are intended to be excluded and do not form a part of this specification document.
- B. Electrical specifications and performance data contained in this specification document are based on Mini-Circuits' applicable established test performance criteria and measurement instructions.
- C. The parts covered by this specification document are subject to Mini-Circuits standard limited warranty and terms and conditions (collectively, "Standard Terms"); Purchasers of this part are entitled to the rights and benefits contained therein. For a full statement of the Standard Terms and the exclusive rights and remedies thereunder, please visit Mini-Circuits' website at www.minicircuits.com/MCLStore/terms.jsp





Notes
 A. Performance and quality attributes and conditions not expressly stated in this specification document are intended to be excluded and do not form a part of this specification document.
 B. Electrical specifications and performance data contained in this specification document are based on Mini-Circuit's applicable established test performance criteria and measurement instructions.
 C. The parts covered by this specification document are subject to Mini-Circuits standard limited warranty and terms and conditions (collectively, "Standard Terms"); Purchasers of this part are entitled to the rights and benefits contained therein. For a full statement of the Standard Terms and the exclusive rights and remedies thereunder, please visit Mini-Circuits' website at www.minicircuits.com/MCLStore/terms.jsp

Harmonic Table ($T_{AMB} = 25^{\circ}C$)
(Relative to desired IF output)

		RF CAL (-dBc)											
		0	1	2	3	4	5	6	7	8	9	10	
RF HARMONICS ORDER	0	-	-	16	16	23	25	40	39	44	55	47	105
	1	-	30	0	36	19	49	31	52	43	48	49	104
	2	97	68	63	51	72	62	77	65	81	79	78	76
	3	100	99	72	93	67	93	76	93	78	100	87	96
	4	101	101	105	105	95	100	99	104	99	105	104	103
	5	100	104	104	103	99	92	98	98	101	103	105	104
	6	97	105	105	105	105	103	102	101	102	106	107	103
	7	98	105	105	106	104	106	102	101	99	105	106	107
	8	99	104	106	105	105	106	102	103	102	101	105	107
	9	96	104	105	105	104	106	104	105	104	101	100	104
	10	96	104	103	105	104	105	107	109	104	103	101	102
		0	1	2	3	4	5	6	7	8	9	10	
		LO HARMONICS ORDER											

Test conditions: RF IN: 1312.50 MHz, 0 dBm.
 LO IN: 1462.50 MHz, 21 dBm.
 IF OUT: 150 MHz.
 C. LOSS: 8.27 dB.

Notes

- A. Performance and quality attributes and conditions not expressly stated in this specification document are intended to be excluded and do not form a part of this specification document.
- B. Electrical specifications and performance data contained in this specification document are based on Mini-Circuit's applicable established test performance criteria and measurement instructions.
- C. The parts covered by this specification document are subject to Mini-Circuits standard limited warranty and terms and conditions (collectively, "Standard Terms"); Purchasers of this part are entitled to the rights and benefits contained therein. For a full statement of the Standard Terms and the exclusive rights and remedies thereunder, please visit Mini-Circuits' website at www.minicircuits.com/MCLStore/terms.jsp

