



## Directional 10 dB SMA Coupler From 2 GHz to 18 GHz Rated to 25 Watts

### Couplers Technical Data Sheet

PE2215-10

#### Features

- Directional Coupler
- 2 to 18 GHz Frequency Range
- Coupling 10±1 dB
- Directivity > 12 dB
- VSWR < 1.5:1
- Max Power 25 Watts (CW)

#### Applications

- Test and Measurement
- Military Communications
- Commercial Communications
- Wireless Communications
- SATCOM

#### Description

Directional couplers are indispensable components for isolating, separating and combining signals. For example, they provide a simple way of sampling microwave signals. They also can make accurate attenuator measurements since reflections are eliminated. The PE2215-10 is a 10 dB directional coupler that operates from 2 to 18 GHz and can handle up to 25 Watts (CW) with 12 dB directivity minimum and 1.5:1 VSWR maximum. The package interface uses SMA female connectors, and is also REACH and RoHS compliant.

The PE2215-10 is part of Pasternack's family of directional/dual-directional couplers that offer coupling ratios up to 50 dB with excellent performance featuring high directivity, low insertion loss and VSWR. They are available in both narrow and broad bandwidths and can be used in a wide variety of applications including signal sampling, VSWR measurements, power combining and distribution.

#### Electrical Specifications

Description	Minimum	Typical	Maximum	Units
Frequency Range	2		18	GHz
Impedance		50		Ohms
Coupling		10 ±1		dB
Frequency Sensitivity		±0.5		dB
Main Line Loss		1.3		dB
Insertion Loss		0.8		dB
Directivity	12			dB
Main Line VSWR			1.35:1	
Secondary Line VSWR			1.5:1	
Input Power (CW)			25	Watts
Reverse Power (CW)			5	Watts
Input Power (Peak)			3	KWatts

Click the following link (or enter part number in "SEARCH" on website) to obtain additional part information including price, inventory and certifications: [Directional 10 dB SMA Coupler From 2 GHz to 18 GHz Rated to 25 Watts PE2215-10](#)



Directional 10 dB SMA Coupler From 2 GHz to 18 GHz Rated to 25 Watts

Couplers Technical Data Sheet

PE2215-10

**Performance by Frequency**

Description	F1	F2	F3	F4	F5	Units
Frequency Range	2 to 12.4	12.4 to 18				GHz
Directivity, Min	15	12				dB

**Electrical Specification Notes:**

Values at 25°C, sea level.

Coupling tolerance includes frequency sensitivity.

Main line loss is the difference in power level between input and output.

Insertion loss excludes coupled power from main line loss.

**Mechanical Specifications**

**Size**

Length	2.1 in [53.34 mm]
Width/Dia.	0.38 in [9.65 mm]
Height	1.2 in [30.48 mm]
Weight	0.096 lbs [43.54 g]

**Configuration**

Package Type	Connectorized
Input Connector	SMA Female
Output Connector	SMA Female
Coupled Connectors	SMA Female

**Environmental Specifications**

**Temperature**

Operating Range	-25 to +80 deg C
Storage Range	-55 to +150 deg C

Humidity MIL-STD-202, Method 106 (90% relative humidity, +65°C)

Shock MIL-STD-202, Method 213/I (100 G's, 6 ms)  
Vibration MIL-STD-202, Method 204/D (10 to 2,000 Hz, 20 G's, 12 hours)

Altitude MIL-STD-202, Method 105/E (150,000 feet)  
Thermal Shock MIL-STD-202, Method 107/B (-55°C to +85°C)

**Compliance Certifications** (see [product page](#) for current document)

**Plotted and Other Data**

Notes:

Click the following link (or enter part number in "SEARCH" on website) to obtain additional part information including price, inventory and certifications: [Directional 10 dB SMA Coupler From 2 GHz to 18 GHz Rated to 25 Watts PE2215-10](#)

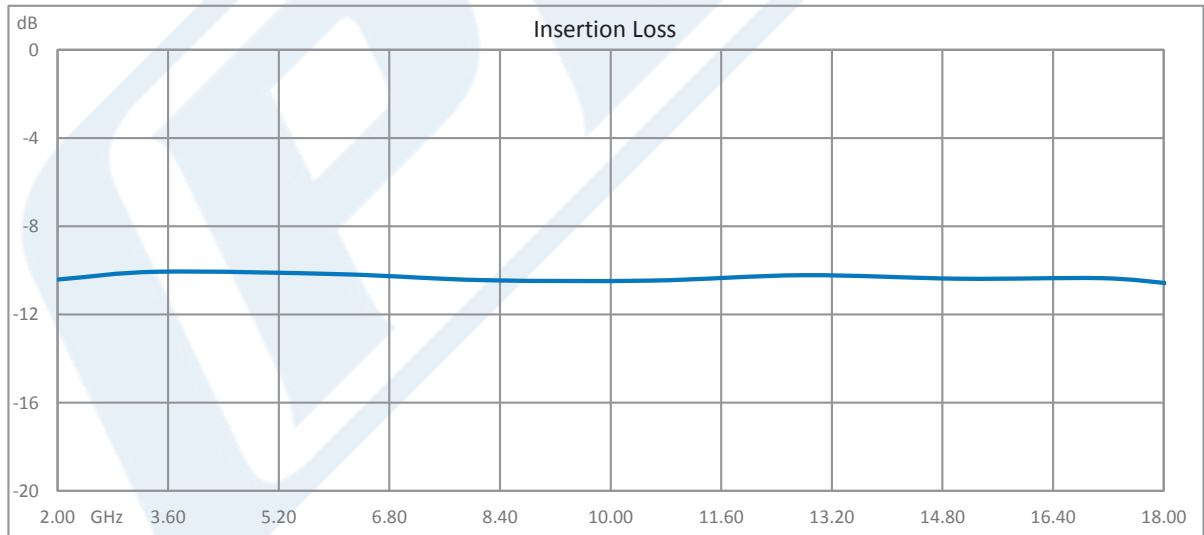
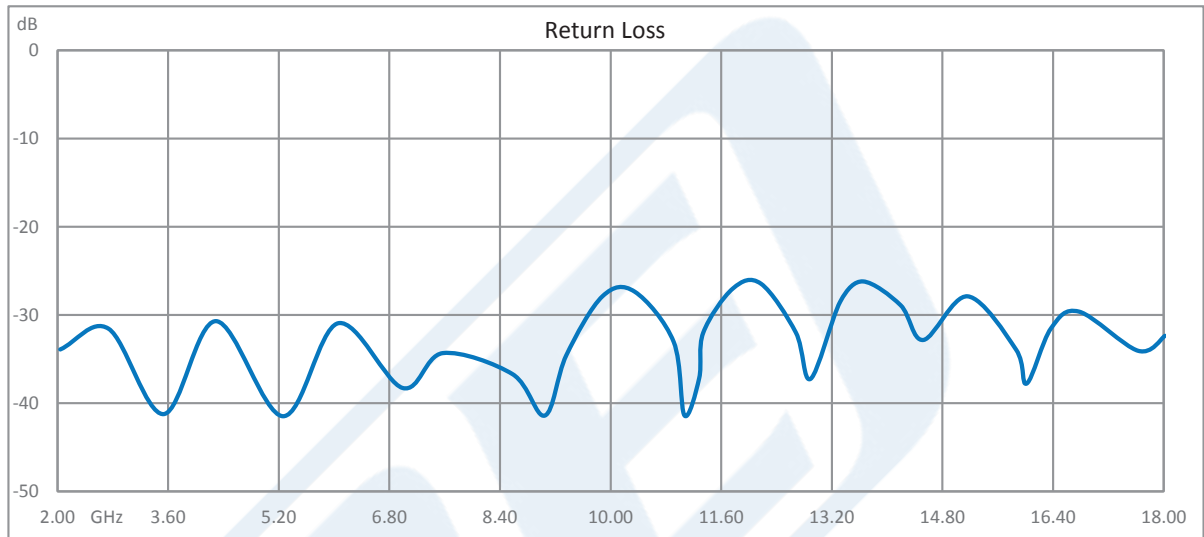


Directional 10 dB SMA Coupler From 2 GHz to 18 GHz Rated to 25 Watts

Couplers Technical Data Sheet

PE2215-10

Typical Performance Data



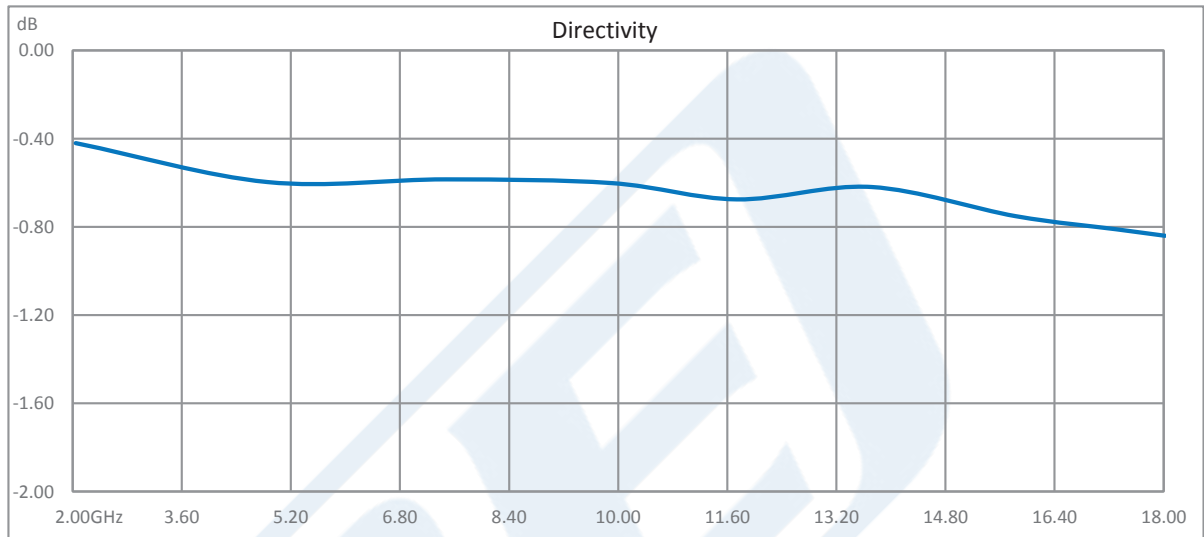
Click the following link (or enter part number in "SEARCH" on website) to obtain additional part information including price, inventory and certifications: [Directional 10 dB SMA Coupler From 2 GHz to 18 GHz Rated to 25 Watts PE2215-10](#)



Directional 10 dB SMA Coupler From 2 GHz  
to 18 GHz Rated to 25 Watts

## Couplers Technical Data Sheet

PE2215-10



Directional 10 dB SMA Coupler From 2 GHz to 18 GHz Rated to 25 Watts from Pasternack Enterprises has same day shipment for domestic and International orders. Our RF, microwave and millimeter wave products maintain a 99% availability and are part of the broadest selection in the industry.

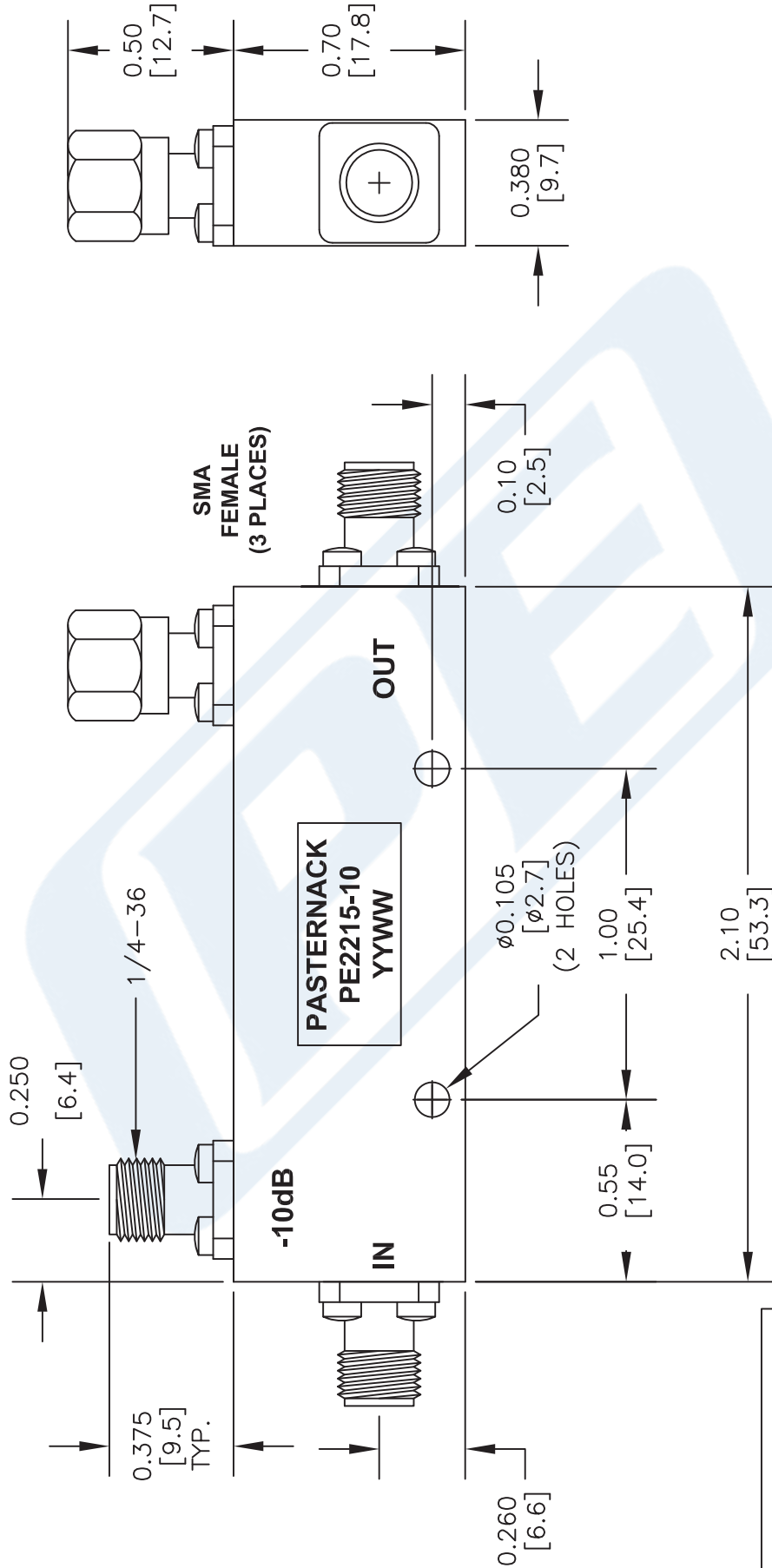
Click the following link (or enter part number in "SEARCH" on website) to obtain additional part information including price, inventory and certifications: [Directional 10 dB SMA Coupler From 2 GHz to 18 GHz Rated to 25 Watts PE2215-10](https://www.pasternack.com/directional-10-db-sma-coupler-2-18-ghz-25-watts-pe2215-10)

URL: <https://www.pasternack.com/directional-10-db-sma-coupler-2-18-ghz-25-watts-pe2215-10-p.aspx>

The information contained in this document is accurate to the best of our knowledge and representative of the part described herein. It may be necessary to make modifications to the part and/or the documentation of the part, in order to implement improvements. Pasternack reserves the right to make such changes as required. Unless otherwise stated, all specifications are nominal. Pasternack does not make any representation or warranty regarding the suitability of the part described herein for any particular purpose, and Pasternack does not assume any liability arising out of the use of any part or documentation.

# PE2215-10 CAD Drawing

Directional 10 dB SMA Coupler From 2 GHz to 18 GHz Rated to 25 Watts



**STANDARD TOLERANCES**  
 .X ±0.2  
 .XX ±0.1  
 .XXX ±0.05

\*STANDARD TOLERANCES APPLY ONLY TO DIMENSIONS IN INCHES

<b>DWG TITLE</b> <b>PE2215-10</b>		<b>NOTES:</b> 1. UNLESS OTHERWISE SPECIFIED ALL DIMENSIONS ARE NOMINAL. 2. ALL SPECIFICATIONS ARE SUBJECT TO CHANGE WITHOUT NOTICE AT ANY TIME. 3. DIMENSIONS ARE IN INCHES [mm].	
<b>FSCM NO. 53919</b>		CAD FILE 033116	SCALE N/A
<b>PE PASTERNAK®</b> THE ENGINEER'S RF SOURCE Pasternack Enterprises, Inc. P.O. Box 16759   Irvine   CA   92623 Phone: (949) 261-1920   Fax: (949) 261-7451 Website: www.pasternack.com   E-Mail: sales@pasternack.com		SIZE A	3045