



14 GHz to 16 GHz Linear to Circular Polarizer, Ku Band, 1.1 Axial Ratio, 0.594 Inch Circular Waveguide, UG-419/U-Mod Flange

TECHNICAL DATA SHEET

PEWPL0000

Pasternack's PEWPL0000 is a Ku band linear to circular polarizer that operates at center frequency of 15 GHz with a ± 1.0 GHz bandwidth. The polarizer offers a maximum insertion loss of 1.0 dB, maximum axial ratio of 1.2, and a maximum VSWR of 1.3:1. PEWPL0000 polarizer model is fixed and can be used for either right-handed or left-handed polarization based on the direction of the input signal.

Features

- 0.594" Diameter Circular Waveguide
- UG-419/U Square Cover Flange
- Low Insertion Loss
- Good Axial Ratio

Applications

- Antenna Ranges
- Waveguide Polarization Selection
- Radar Systems
- Communication Systems

Product Configuration

Design	Linear to Circular Polarizer
Polarization	Right-Hand/Left-Hand
Band	Ku

Electrical Specifications

Description	Minimum	Typical	Maximum	Units
Frequency Range	14		16	GHz
Center Frequency		15		GHz
Bandwidth		± 1000		MHz
Insertion Loss		0.5	1	dB
VSWR			1.2:1	
Axial Ratio		1.1	1.2	dB
Return Loss		20		

Mechanical Specifications

Circular Waveguide Size	0.594 in Diameter
Flange Type	UG-419/U-Mod Square Cover
Body Material	Aluminum
Plating	Silver
Size	
Length	3in [76.2mm]
Width	1.31in [33.27mm]
Height	1.31in [33.27mm]
Weight	0.2lbs [90.72g]
Temperature	
Operating Range	-40 to +85°C

Click the following link (or enter part number in "SEARCH" on website) to obtain additional part information including price, inventory and certifications: [14 GHz to 16 GHz Linear to Circular Polarizer, Ku Band, 1.1 Axial Ratio, 0.594 Inch Circular Waveguide, UG-419/U-Mod Flange PEWPL0000](#)



14 GHz to 16 GHz Linear to Circular Polarizer, Ku Band, 1.1 Axial Ratio, 0.594 Inch Circular Waveguide, UG-419/U-Mod Flange

TECHNICAL DATA SHEET

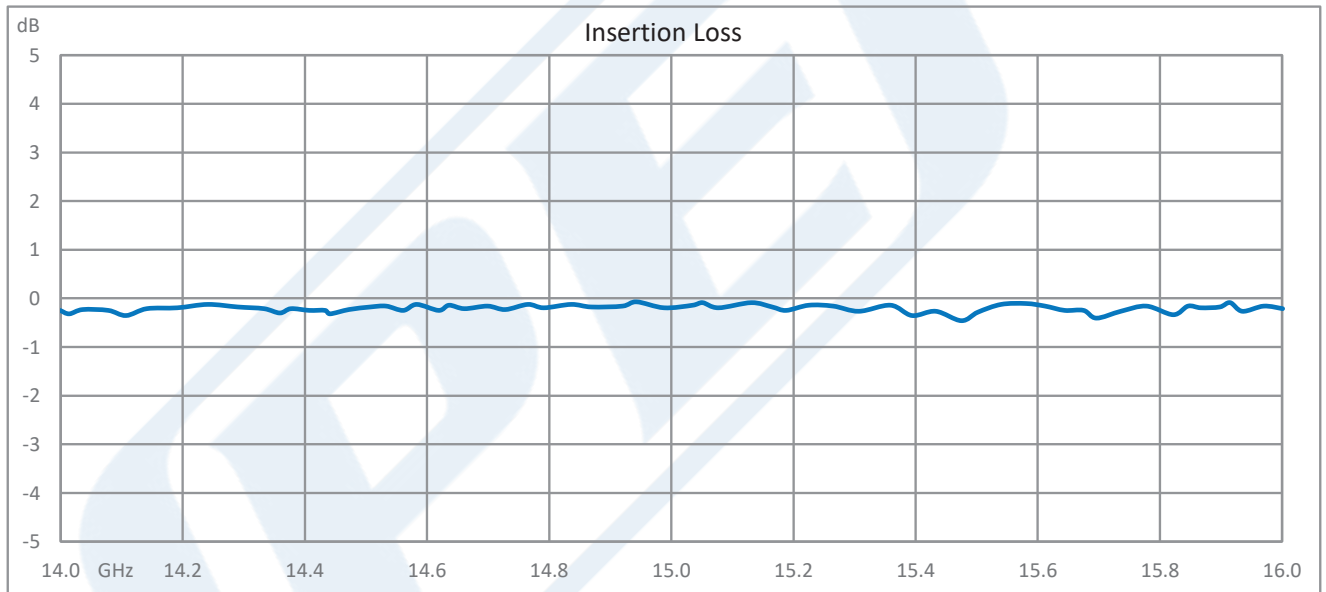
PEWPL0000

Compliance Certifications (see [product page](#) for current document)

Plotted and Other Data

Notes:

- Values at +25°C, sea level



Click the following link (or enter part number in "SEARCH" on website) to obtain additional part information including price, inventory and certifications: [14 GHz to 16 GHz Linear to Circular Polarizer, Ku Band, 1.1 Axial Ratio, 0.594 Inch Circular Waveguide, UG-419/U-Mod Flange PEWPL0000](#)



14 GHz to 16 GHz Linear to Circular Polarizer, Ku Band, 1.1 Axial Ratio, 0.594 Inch Circular Waveguide, UG-419/U-Mod Flange

TECHNICAL DATA SHEET

PEWPL0000

14 GHz to 16 GHz Linear to Circular Polarizer, Ku Band, 1.1 Axial Ratio, 0.594 Inch Circular Waveguide, UG-419/U-Mod Flange from Pasternack Enterprises has same day shipment for domestic and International orders. Our RF, microwave and millimeter wave products maintain a 99.4% availability and are part of the broadest selection in the industry.

Click the following link (or enter part number in "SEARCH" on website) to obtain additional part information including price, inventory and certifications: [14 GHz to 16 GHz Linear to Circular Polarizer, Ku Band, 1.1 Axial Ratio, 0.594 Inch Circular Waveguide, UG-419/U-Mod Flange PEWPL0000](#)

URL: <https://www.pasternack.com/pewpl0000-p.aspx>

The information contained in this document is accurate to the best of our knowledge and representative of the part described herein. It may be necessary to make modifications to the part and/or the documentation of the part, in order to implement improvements. Pasternack reserves the right to make such changes as required. Unless otherwise stated, all specifications are nominal. Pasternack does not make any representation or warranty regarding the suitability of the part described herein for any particular purpose, and Pasternack does not assume any liability arising out of the use of any part or documentation.

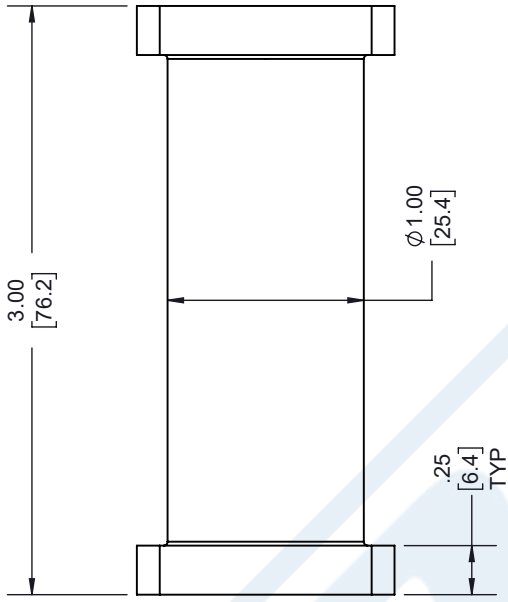
PEWPL0000 CAD Drawing

14 GHz to 16 GHz Linear to Circular Polarizer, Ku Band, 1.1 Axial Ratio, 0.594 Inch Circular Waveguide, UG-419/U-Mod Flange

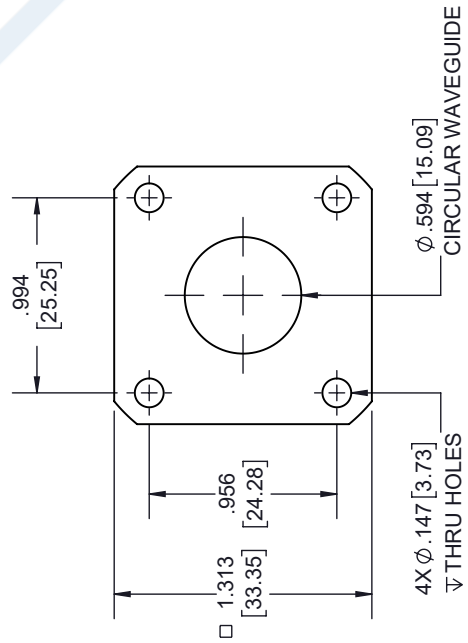
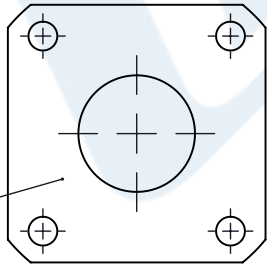
REVISIONS

REV.	DESCRIPTION	DATE	APPROVED
A	INITIAL RELEASE	09/18/19	M.MILLER

PASTERNAK
PEWPL0000
D/C: YYWW



ϕ .594 [15.09] CIRCULAR WAVEGUIDE
 UG-419/U-M SQUARE FLANGE
 TYP



FLANGE DETAIL

UNLESS OTHERWISE SPECIFIED
 LEADING DIMENSIONS ARE INCHES
 DIMENSIONS IN [] ARE MILLIMETERS

TOLERANCES:
 X \pm 2 [5.08] FRACTIONS
 XX \pm 01 [25] \pm 1/32
 XXX \pm .005 [1.3] ANGLES \pm 1°

ALL DIMENSIONS SHOWN
 ARE FOR REFERENCE ONLY.
 THIRD-ANGLE PROJECTION



Pasternack Enterprises, Inc.
 P. O. Box 16759, Irvine, CA 92623.
 Phone: 1.949.261.1920 | 1.866.727.8376
 Fax: 1.949.261.7451
 www.pasternack.com | e-mail: sales@pasternack.com

THE INFORMATION AND DESIGN IN THIS DOCUMENT IS THE PROPERTY OF PASTERNAK CORPORATION. ALL RIGHTS RESERVED.

SHEET 1 OF 1
 SCALE N/A

SIZE	CAGE CODE	DRAWN BY	PART NUMBER	REV
A	53919	K.DANG	PEWPL0000	A

THESE COMMODITIES, TECHNOLOGY OR SOFTWARE WERE EXPORTED FROM THE UNITED STATES IN ACCORDANCE WITH THE EXPORT ADMINISTRATION REGULATIONS. DIVERSION CONTRARY TO U.S. LAW PROHIBITED.