

ANT-W63-WRT-MHF4-150

✓ ACTIVE

TE Internal #: L9000236-01
Dome/Puck Antenna, Triple Band, Wi-Fi, External Mount, Stud /Screw/Lug Mount, MHF4, Omnidirectional, Single Port, Gain > 6 dBi
[View on TE.com >](#)



Antennas



Wireless Application: **Vehicular, Wi-Fi**
Mounting Location: **External**
Mounting Type: **Stud/Screw/Lug Mount**
Frequency Category: **2400 - 7125**
Antenna Type: **Dome/Puck**

Features

Product Type Features

Antenna Termination	MHF4
Antenna Product Type	Antenna

Configuration Features

Mounting Location	External
Antenna Type	Dome/Puck
Band Type	Triple Band
Port Configuration	Single Port

Signal Characteristics

Frequency Category	2400 - 7125
Peak Gain	> 6 dBi

Mechanical Attachment

Mounting Type	Stud/Screw/Lug Mount
---------------	----------------------

Operation/Application

Directionality	Omnidirectional
----------------	-----------------

Industry Standards

Wireless Application	Vehicular, Wi-Fi
Primary Application	Wi-Fi



Product Compliance

For compliance documentation, visit the product page on TE.com>

EU RoHS Directive 2011/65/EU	Compliant with Exemptions
EU ELV Directive 2000/53/EC	Not Yet Reviewed
China RoHS 2 Directive MIIT Order No 32, 2016	Restricted Materials Above Threshold
EU REACH Regulation (EC) No. 1907/2006	Current ECHA Candidate List: JAN 2024 (240) Not Yet Reviewed
Halogen Content	Low Halogen - Br, Cl, F, I < 900 ppm per homogenous material. Also BFR/CFR/PVC Free
Solder Process Capability	Not reviewed for solder process capability

Product Compliance Disclaimer

This information is provided based on reasonable inquiry of our suppliers and represents our current actual knowledge based on the information they provided. This information is subject to change. The part numbers that TE has identified as EU RoHS compliant have a maximum concentration of 0.1% by weight in homogenous materials for lead, hexavalent chromium, mercury, PBB, PBDE, DBP, BBP, DEHP, DIBP, and 0.01% for cadmium, or qualify for an exemption to these limits as defined in the Annexes of Directive 2011/65/EU (RoHS2). Finished electrical and electronic equipment products will be CE marked as required by Directive 2011/65/EU. Components may not be CE marked. Additionally, the part numbers that TE has identified as EU ELV compliant have a maximum concentration of 0.1% by weight in homogenous materials for lead, hexavalent chromium, and mercury, and 0.01% for cadmium, or qualify for an exemption to these limits as defined in the Annexes of Directive 2000/53/EC (ELV). Regarding the REACH Regulations, TE's information on SVHC in articles for this part number is still based on the European Chemical Agency (ECHA) 'Guidance on requirements for substances in articles'(Version: 2, April 2011), applying the 0.1% weight on weight concentration threshold at the finished product level. TE is aware of the European Court of Justice ruling of September 10th, 2015 also known as O5A (Once An Article Always An Article) stating that, in case of 'complex object', the threshold for a SVHC must be applied to both the product as a whole and simultaneously to each of the articles forming part of its composition. TE has evaluated this ruling based on the new ECHA "Guidance on requirements for substances in articles" (June 2017, version 4.0) and will be updating its statements accordingly.

Compatible Parts



Customers Also Bought





TE Part # 81665-4
ECONOSEAL, FLANGE GASKET



TE Part # 206430-1
RECPT, SZ 11-4, CPC




TE Part # 1487594-2
USB, A-B, 28/28, BLACK, 0.25M




TE Part # 2307817-6
6P,2MM,BB,REC,DRV,T,SMD,0.1AU,TR,W/CP



TE Part # 2314846-6
6P,2MM,BB,REC,DRV,T,SMD,AU.76,TB,W/CP




TE Part # 2314820-6
6P,2MM,B-B,REC,DRV,T,2.7,0.1AU,TB




TE Part # 2314824-6
6P,2MM,B-B,REC,DRV,T,2.7,0.1AU,TB,W/CAP



TE Part # 38943-16L
CONT SOC ASSY



TE Part # 2314812-6
6P,2MM,B-B,REC,DRV,T,2.0,0.1AU,TB,W/CAP



TE Part # 2314814-6
6P,2MM,B-B,REC,DRV,T,2.0,0.76AU,TB,W/CAP

Documents

Product Drawings

Antenna Dome Wifi6/6E 0.81 150 MHF4

English

CAD Files

3D PDF

3D

Customer View Model

ENG_CVM_CVM_L9000236-01_C.2d_dxf.zip

English

Customer View Model

ENG_CVM_CVM_L9000236-01_C.3d_igs.zip

English

Customer View Model

ENG_CVM_CVM_L9000236-01_C.3d_stp.zip

English

By downloading the CAD file I accept and agree to the Terms and Conditions of use.

Datasheets & Catalog Pages



External Panel-Mount WiFi 6 Antenna

English