



WR-10 Waveguide Conical Gain Horn Antenna

Operating from 77 GHz to 87 GHz with a Nominal
20 dBi Gain with UG-387/U Round Cover Flange

Gain Horns Technical Data Sheet

PEWAN1055

Features

- Circular Waveguide Interface
- 77 GHz to 87 GHz
- 20 dBi Nominal Gain
- UG-387/U Round Cover Flange

Applications

- Antenna Measurements
- Wireless Communication
- Laboratory Use
- Microwave Radio Systems

Description

Waveguide conical gain horn antennas are used in a wide variety of applications due to their high power handling capability, low loss, high directivity, and near constant electrical performance across a broad bandwidth. Pasternack's PEWAN1055 WR-10 waveguide conical gain horn antenna operating from 77 GHz to 87 GHz with a nominal 20 dBi gain is part of our full line of RF components available for same-day shipping. This Pasternack circular horn antenna has a gold plated brass body and a precision tolerance UG-387/U round cover flange. The PEWAN1055 WR-10 waveguide conical gain horn antenna offers low gain variation across its operating frequency range.

Configuration

Design	WR-10 Conical Gain Horn
Pattern	Directional
Polarization	Linear

Electrical Specifications

Description	Minimum	Typical	Maximum	Units
Frequency Range	77		87	GHz
Nominal Gain		20		dBi
Horizontal Half Power Beam Width		20		Degrees
Vertical Half Power Beam Width		16		Degrees
VSWR		1.15:1		

Mechanical Specifications

Size

Length	2.16 in [54.86 mm]
Width	0.75 in [19.05 mm]
Height	0.75 in [19.05 mm]
Weight	0.075 lbs [34.02 g]

Waveguide Interface

Waveguide Size	WR-10
Flange Type	Round Cover
Flange Designation	UG-387/U

Click the following link (or enter part number in "SEARCH" on website) to obtain additional part information including price, inventory and certifications: [WR-10 Waveguide Conical Gain Horn Antenna Operating from 77 GHz to 87 GHz with a Nominal 20 dBi Gain with UG-387/U Round Cover Flange PEWAN1055](#)



WR-10 Waveguide Conical Gain Horn Antenna
Operating from 77 GHz to 87 GHz with a Nominal
20 dBi Gain with UG-387/U Round Cover Flange

Gain Horns Technical Data Sheet

PEWAN1055

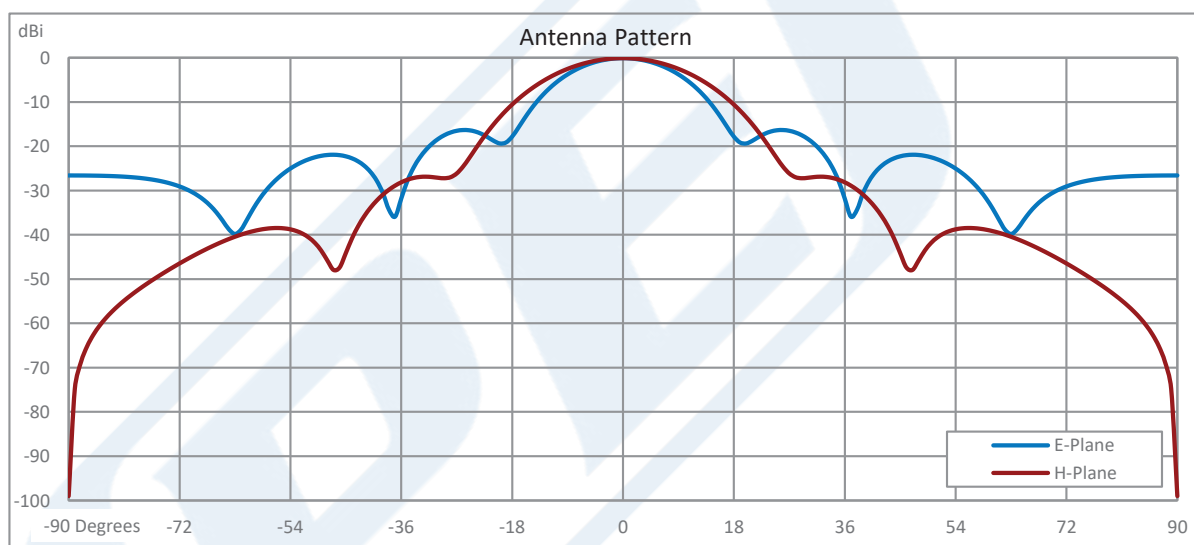
Body Material and Plating

Brass, Gold

Compliance Certifications (see [product page](#) for current document)

Plotted and Other Data

Typical Performance Data



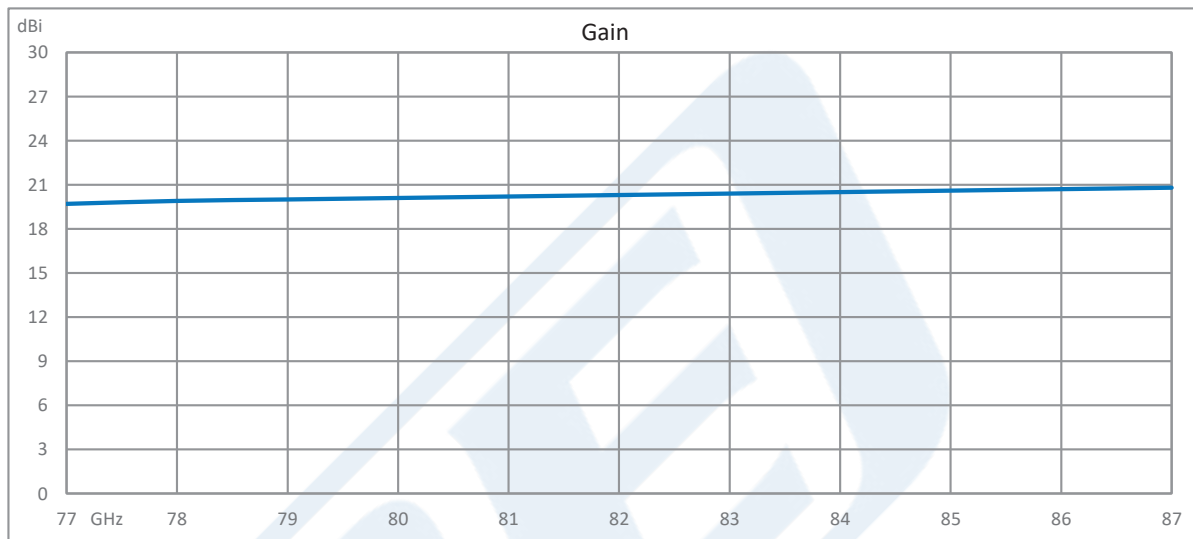
Click the following link (or enter part number in "SEARCH" on website) to obtain additional part information including price, inventory and certifications: [WR-10 Waveguide Conical Gain Horn Antenna Operating from 77 GHz to 87 GHz with a Nominal 20 dBi Gain with UG-387/U Round Cover Flange PEWAN1055](#)



WR-10 Waveguide Conical Gain Horn Antenna
Operating from 77 GHz to 87 GHz with a Nominal
20 dBi Gain with UG-387/U Round Cover Flange

Gain Horns Technical Data Sheet

PEWAN1055



WR-10 Waveguide Conical Gain Horn Antenna Operating from 77 GHz to 87 GHz with a Nominal 20 dBi Gain with UG-387/U Round Cover Flange from Pasternack Enterprises has same day shipment for domestic and International orders. Our RF, microwave and millimeter wave products maintain a 99.4% availability and are part of the broadest selection in the industry.

Click the following link (or enter part number in "SEARCH" on website) to obtain additional part information including price, inventory and certifications: [WR-10 Waveguide Conical Gain Horn Antenna Operating from 77 GHz to 87 GHz with a Nominal 20 dBi Gain with UG-387/U Round Cover Flange PEWAN1055](https://www.pasternack.com/wr-10-waveguide-gain-horn-antenna-20dbi-ug-387-round-flange-pewan1055-p.aspx)

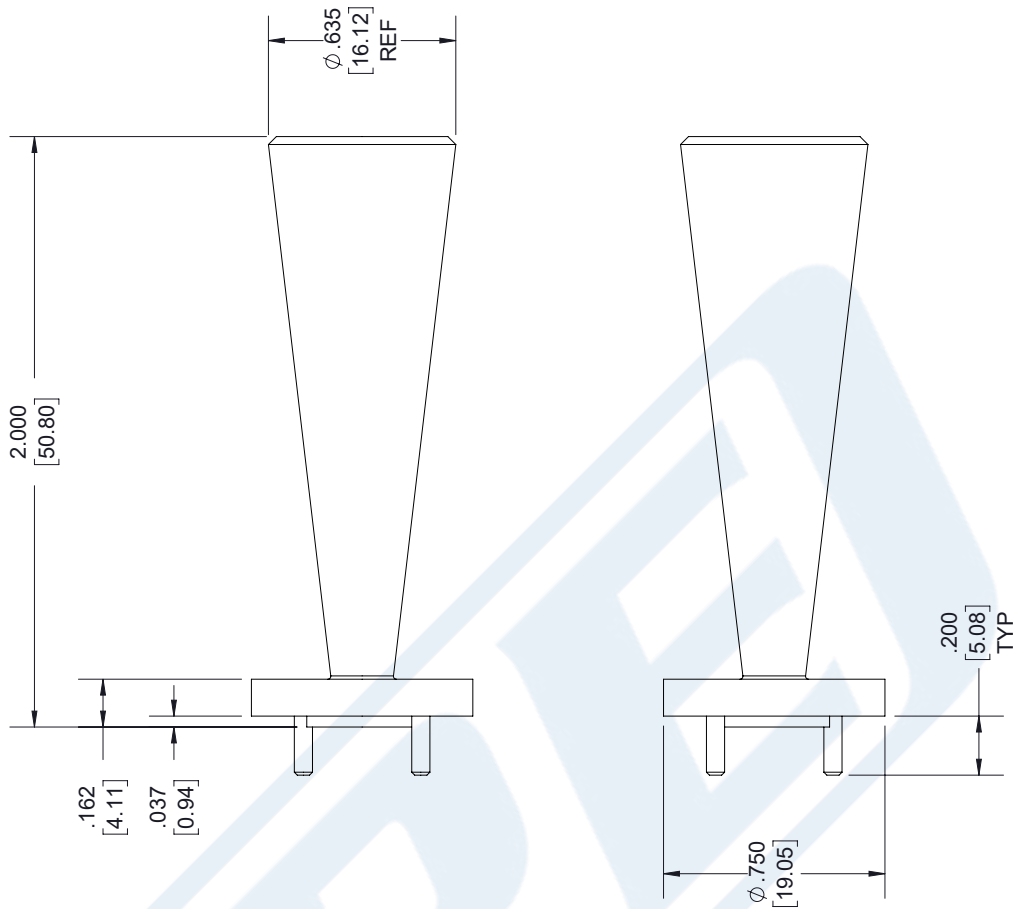
URL: <https://www.pasternack.com/wr-10-waveguide-gain-horn-antenna-20dbi-ug-387-round-flange-pewan1055-p.aspx>

The information contained in this document is accurate to the best of our knowledge and representative of the part described herein. It may be necessary to make modifications to the part and/or the documentation of the part, in order to implement improvements. Pasternack reserves the right to make such changes as required. Unless otherwise stated, all specifications are nominal. Pasternack does not make any representation or warranty regarding the suitability of the part described herein for any particular purpose, and Pasternack does not assume any liability arising out of the use of any part or documentation.

PEWAN1055 CAD Drawing

WR-10 Waveguide Conical Gain Horn Antenna Operating from 77 GHz to 87 GHz with a Nominal 20 dBi Gain with UG-387/U Round Cover Flange

REVISIONS			
REV.	DESCRIPTION	DATE	APPROVED
A	INITIAL RELEASE	02/21/19	M.MILLER



UNLESS OTHERWISE SPECIFIED LEADING DIMENSIONS ARE INCHES DIMENSIONS IN [] ARE MILLIMETERS	
TOLERANCES:	FRACTIONS
X ± .2 [5.08]	± .132
XX ± .01 [0.25]	± .005
XXX ± .005 [0.13]	± .001
ALL DIMENSIONS SHOWN ARE FOR REFERENCE ONLY.	
THIRD-ANGLE PROJECTION	

PE PASTERNAK an INFINITE brand	
Pasternack Enterprises, Inc. P.O. Box 16759, Irvine, CA 92623. Phone: 1.949.261.1920 1.866.727.8376 Fax: 1.949.261.7451 www.pasternack.com e-mail: sales@pasternack.com	
SIZE	53919
CAGE	K.DANG
DRAWN BY	PEWAN1055
PART NUMBER	REV
A	A

THE INFORMATION AND DESIGN IN THIS DOCUMENT IS THE PROPERTY OF PASTERNAK CORPORATION. ALL RIGHTS RESERVED.	
SHEET	1 OF 1
SCALE	N/A

THESE COMMODITIES, TECHNOLOGY OR SOFTWARE WERE EXPORTED FROM THE UNITED STATES IN ACCORDANCE WITH THE EXPORT ADMINISTRATION REGULATIONS. DIVERSION CONTRARY TO U.S. LAW PROHIBITED.