

136 to 174 MHz Omni Antenna 2.5 dBi Gain, NMO Connector, Stainless Steel



Antennas Technical Data Sheet

PEANOM1083

Features

- Vertically Polarized
- 2.5 dBi Gain
- NMO Connector
- Stainless Steel
- 1.5:1 VSWR Max
- 50 Watt Max Input Power
- Tunable Frequency

Applications

- Offroad/Overland Vehicles
- Mining/Industrial Heavy Equipment
- Commercial Trucking
- Fleet Management
- Farm Equipment

Description

Pasternack's PEANOM1083 is a vertical polarized antenna that ships same day from our ISO 9001:2015 certified facility. The antenna with 136 to 174 MHz frequency range has a maximum input VSWR of 1.5. This omni directional antenna has NMO male connectors.

This antenna is made of stainless steel, an overall length of 21.65 in, width of 2 in, and weighs 0.33 lbs. Pasternack's PEANOM1083 is a single band antenna operating from 136 to 174 MHz with 2.5 dBi gain.

Pasternack's experts are on hand to assist you with any inquiries. Order this PEANOM1083 antenna 7 days a week. 24 hours a day using our on-line ordering system with no MOQs (minimum order quantity) and same-day shipping.

Configuration

Band Type	Single
Radiation Pattern	Omni Directional
Polarization	Vertical
Connector Type	NMO

Electrical Specifications

Description	Minimum	Typical	Maximum	Units
Frequency Range (Tunable)	136		174	MHz
Operational Bandwidth		5		MHz
Input VSWR			1.5:1	
Impedance		50		Ohms
Gain		2.5		dBi
Input Power			50	Watts

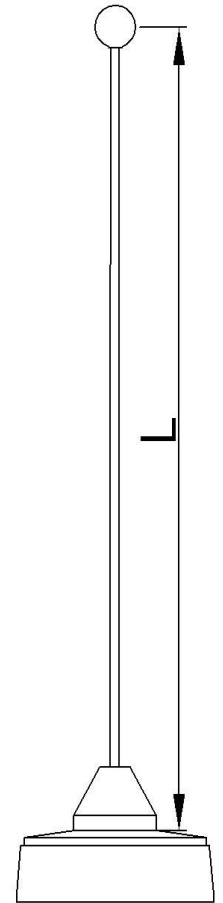
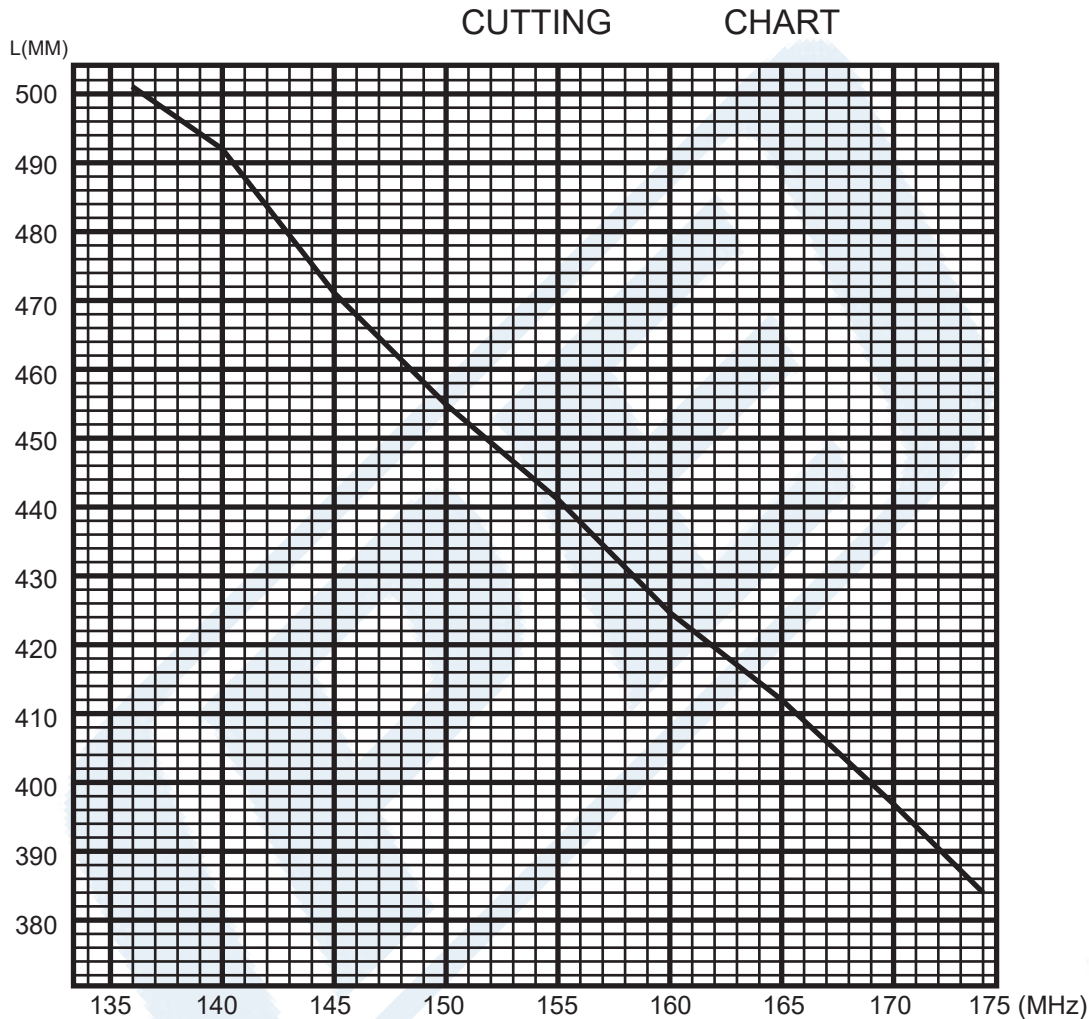
Click the following link (or enter part number in "SEARCH" on website) to obtain additional part information including price, inventory and certifications: [136 to 174 MHz Omni Antenna 2.5 dBi Gain, NMO Connector, Stainless Steel PEANOM1083](#)

136 to 174 MHz Omni Antenna 2.5 dBi Gain,
NMO Connector, Stainless Steel



Antennas Technical Data Sheet

PEANOM1083



Mechanical Specifications

Radome Material

Stainless Steel

Size

Overall Length

21.65 in [549.91 mm]

Width

2 in [50.8 mm]

Height

2 in [50.8 mm]

Weight

0.33 lbs [149.69 g]

Click the following link (or enter part number in "SEARCH" on website) to obtain additional part information including price, inventory and certifications: [136 to 174 MHz Omni Antenna 2.5 dBi Gain, NMO Connector, Stainless Steel PEANOM1083](#)

136 to 174 MHz Omni Antenna 2.5 dBi Gain,
NMO Connector, Stainless Steel



Antennas Technical Data Sheet

PEANOM1083

Environmental Specifications

Temperature

Operating Range

-40 to +80 deg C

Compliance Certifications (see [product page](#) for current document)

Plotted and Other Data

Notes:

1: Loosen Screw, Separate Whip and Base.

2: Find whip length of correct frequency according to cutting chart.

3: Measure the length of the steel whip and cut it from top side

4: Re-fix the steel whip and the base with screws.

136 to 174 MHz Omni Antenna 2.5 dBi Gain, NMO Connector, Stainless Steel from Pasternack Enterprises has same day shipment for domestic and International orders. Our RF, microwave and millimeter wave products maintain a 99.4% availability and are part of the broadest selection in the industry.

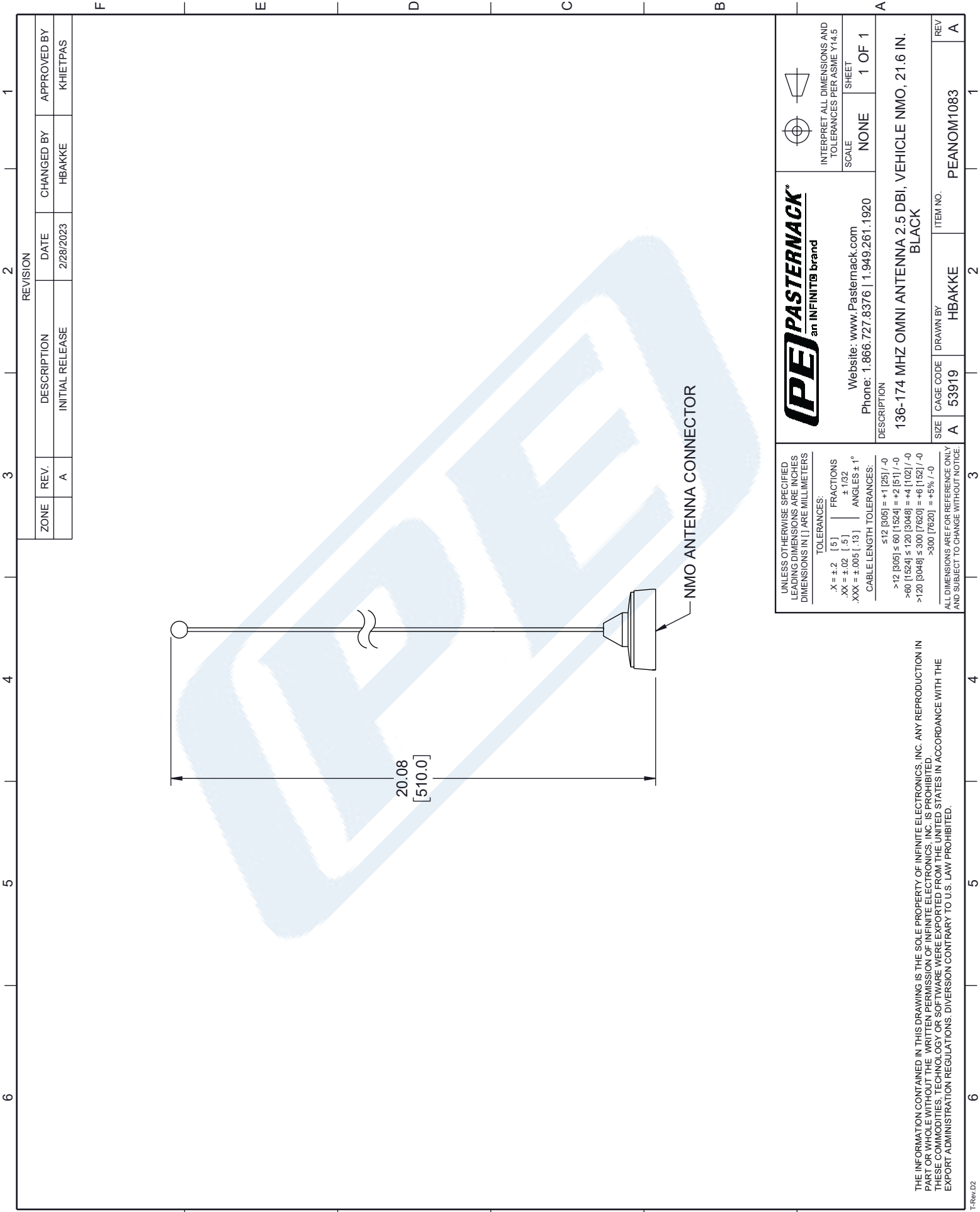
Click the following link (or enter part number in "SEARCH" on website) to obtain additional part information including price, inventory and certifications: [136 to 174 MHz Omni Antenna 2.5 dBi Gain, NMO Connector, Stainless Steel PEANOM1083](#)

URL: <https://www.pasternack.com/136-to-174-mhz-omni-antenna-2.5-dbi-gain-nmo-connector-stainless-steel-reflector-peanom1083-p.aspx>



The information contained in this document is accurate to the best of our knowledge and representative of the part described herein. It may be necessary to make modifications to the part and/or the documentation of the part, in order to implement improvements. Pasternack reserves the right to make such changes as required. Unless otherwise stated, all specifications are nominal. Pasternack does not make any representation or warranty regarding the suitability of the part described herein for any particular purpose, and Pasternack does not assume any liability arising out of the use of any part or documentation.

PEANOM1083 CAD Drawing

136 to 174 MHz Omni Antenna 2.5 dBi Gain, NMO Connector, Stainless Steel



REVISION			
ZONE	REV.	DESCRIPTION	DATE
	A	INITIAL RELEASE	2/28/2023
		CHANGED BY	APPROVED BY
		HBAKKE	KHIETPAS

 PASTERNAK an INFINITO brand		 INTERPRET ALL DIMENSIONS AND TOLERANCES PER ASME Y14.5	
Website: www.Pasternack.com Phone: 1.866.727.8376 1.949.261.1920		SCALE	SHEET
DESCRIPTION		NONE	1 OF 1
136-174 MHZ OMNI ANTENNA 2.5 DBI, VEHICLE NMO, 21.6 IN. BLACK			
SIZE	CAGE CODE	DRAWN BY	ITEM NO.
A	53919	HBAKKE	PEANOM1083
			REV
			A

UNLESS OTHERWISE SPECIFIED
LEADING DIMENSIONS ARE INCHES
DIMENSIONS IN [] ARE MILLIMETERS

TOLERANCES:

X = ±.2	[.5]	FRACTIONS	±.132
.XX = ±.02	[.5]	ANGLES ± 1°	
.XXX = ±.005	[.13]		

CABLE LENGTH TOLERANCES:

≤12 [305]	±.1 [25]	/ -0	
>12 [305]	≤.60 [1524]	±.2 [51]	/ -0
>60 [1524]	≤1.20 [3048]	±.4 [102]	/ -0
>120 [3048]	≤3.00 [7620]	±.6 [152]	/ -0
>300 [7620]	±.5%	/ -0	

ALL DIMENSIONS ARE FOR REFERENCE ONLY
AND SUBJECT TO CHANGE WITHOUT NOTICE.

THE INFORMATION CONTAINED IN THIS DRAWING IS THE SOLE PROPERTY OF INFINITE ELECTRONICS, INC. ANY REPRODUCTION IN PART OR WHOLE WITHOUT THE WRITTEN PERMISSION OF INFINITE ELECTRONICS, INC. IS PROHIBITED. THESE COMMODITIES, TECHNOLOGY OR SOFTWARE WERE EXPORTED FROM THE UNITED STATES IN ACCORDANCE WITH THE EXPORT ADMINISTRATION REGULATIONS. DIVERSION CONTRARY TO U.S. LAW PROHIBITED.