



## WR-159 Waveguide Standard Gain Horn Antenna Operating from 4.9 GHz to 7.05 GHz with a Nominal 15 dB Gain N Female Input

### Technical Data Sheet

PE9860B/NF-15

#### Features

- WR-159 Rectangular Waveguide Interface
- 4.9 GHz to 7.05 GHz
- 15 dBi Nominal Gain
- Type N Female Connector

#### Applications

- Antenna Measurements
- Laboratory Use
- Wireless Communication
- Microwave Radio Systems

#### Description

The Proline series PE9860B/NF-15 standard gain horn antenna (also known as waveguide horn) from Pasternack is part of our huge selection of waveguide antennas. This Pasternack standard gain horn antenna is manufactured with a WR-159 input and a waveguide to coaxial transition adapter. Our WR-159 standard gain horn antenna has a nominal gain of 15 dBi. This WR-159 standard gain horn has a Type N waveguide to coax transition adapter that is female gender.

The Pasternack 15 dBi WR-159 horn antenna operates from 4.9 GHz to 7.05 GHz. The WR-159 PE9860B/NF-15 waveguide horn is US made and TAA compliant. It is part of over 40,000 RF, microwave and millimeter wave components available from Pasternack. Waveguide standard gain horn antennas, such as the PE9860B/NF-15, are used in a wide variety of applications due to their high power handling capability, low loss, high directivity, and near constant electrical performance. Pasternack's Type N female WR-159 standard gain horns are available in 10, 15 and 20 dBi models with pyramidal shape and rectangular input. Our WR-159 standard gain horn Proline antennas with Type N female interface can ship worldwide the same day as it is purchased as with our other available RF parts.

#### Configuration

Design	WR-159 Standard Gain Horn
Pattern	Directional
Polarization	Linear
Coaxial Interface	N Female

#### Electrical Specifications

Description	Minimum	Typical	Maximum	Units
Frequency Range	4.9		7.05	GHz
Impedance		50		Ohms
<b>Waveguide Standard Gain Horn</b>				
Gain		15		dB
<b>Waveguide to Coaxial Adapter</b>				
Input VSWR		1.3:1		

Click the following link (or enter part number in "SEARCH" on website) to obtain additional part information including price, inventory and certifications: [WR-159 Waveguide Standard Gain Horn Antenna Operating from 4.9 GHz to 7.05 GHz with a Nominal 15 dB Gain N Female Input PE9860B/NF-15](#)



WR-159 Waveguide Standard Gain Horn Antenna Operating from 4.9 GHz to 7.05 GHz with a Nominal 15 dB Gain N Female Input

## Technical Data Sheet

PE9860B/NF-15

### Mechanical Specifications

#### Size

Length	10.22 in [259.59 mm]
Width	4.52 in [114.81 mm]
Height	3.15 in [80.01 mm]
Weight	0.87 lbs [394.63 g]

#### RF Connector

Type	N Female
------	----------

#### Waveguide Interface

Waveguide Size	WR-159
Flange Type	Square Cover

### Environmental Specifications

### Compliance Certifications (see [product page](#) for current document)

### Plotted and Other Data

2 Dimensional OML Drawing	PE9860B/NF-15
Notes:	

WR-159 Waveguide Standard Gain Horn Antenna Operating from 4.9 GHz to 7.05 GHz with a Nominal 15 dB Gain N Female Input from Pasternack Enterprises has same day shipment for domestic and International orders. Our RF, microwave and millimeter wave products maintain a 99.4% availability and are part of the broadest selection in the industry.

Click the following link (or enter part number in "SEARCH" on website) to obtain additional part information including price, inventory and certifications: [WR-159 Waveguide Standard Gain Horn Antenna Operating from 4.9 GHz to 7.05 GHz with a Nominal 15 dB Gain N Female Input PE9860B/NF-15](#)

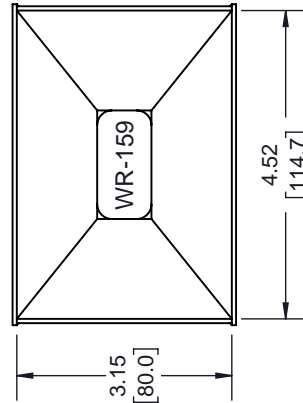
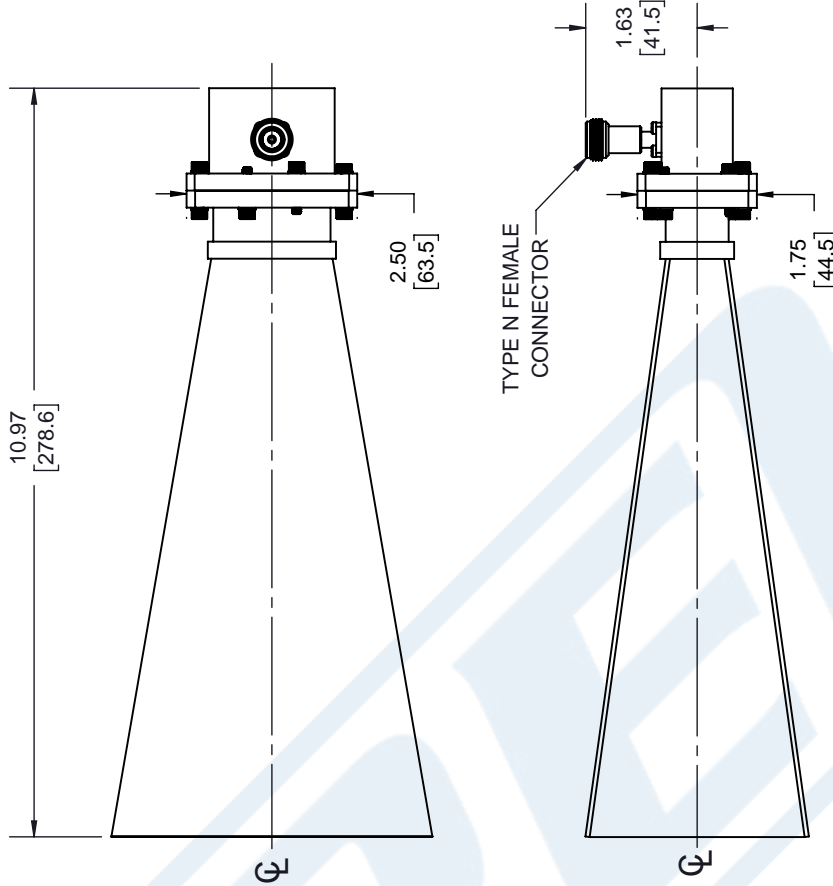
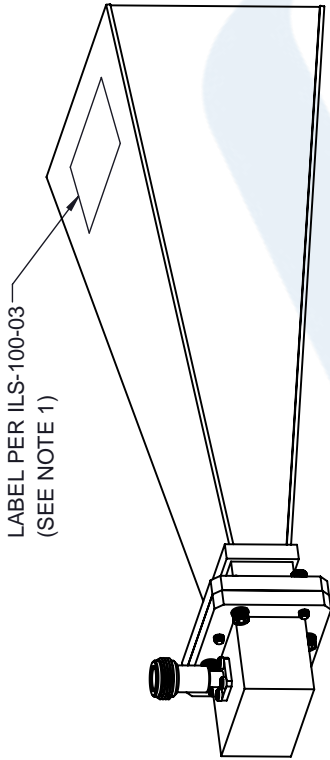
URL: <https://www.pasternack.com/wr-159-waveguide-standard-gain-horn-antenna-15-db-n-pe9860b-nf-15-p.aspx>

The information contained in this document is accurate to the best of our knowledge and representative of the part described herein. It may be necessary to make modifications to the part and/or the documentation of the part, in order to implement improvements. Pasternack reserves the right to make such changes as required. Unless otherwise stated, all specifications are nominal. Pasternack does not make any representation or warranty regarding the suitability of the part described herein for any particular purpose, and Pasternack does not assume any liability arising out of the use of any part or documentation.

# PE9860B/NF-15 CAD Drawing

WR-159 Waveguide Standard Gain Horn Antenna Operating from  
4.9 GHz to 7.05 GHz with a Nominal 15 dB Gain N Female Input

REVISIONS			
REV.	DESCRIPTION	DATE	APPROVED
B	PCR PE9863B-10 20210526	06/10/2021	KHIETPAS



- NOTES:
1. LABEL PER ILS-100-03 (FOR INTERNAL REFERENCE ONLY)  
LABEL LOCATION FOR REFERENCE ONLY

UNLESS OTHERWISE SPECIFIED LEADING DIMENSIONS ARE INCHES DIMENSIONS IN [ ] ARE MILLIMETERS	
TOLERANCES:	FRACTIONS
.X = ±.2 [5.08]	± 1/32
.XX = ±.02 [ .51]	± 1/16
.XXX = ±.005 [ .13]	± .005
CABLE LENGTH (L) TOLERANCES:	
L ≤ 12 [305] = +1 [25] / -0	
12 [305] < L ≤ 60 [1524] = +2 [51] / -0	
60 [1524] < L ≤ 120 [3048] = +4 [102] / -0	
120 [3048] < L ≤ 300 [7620] = +6 [152] / -0	
300 [7620] < L = +5% / -0	
ALL DIMENSIONS SHOWN ARE FOR REFERENCE ONLY.	

<b>PE PASTERNAK®</b> an INFINITE® brand Pasternack Enterprises, Inc. P.O. Box 16759, Irvine, CA 92623. Phone: 1.949.261.1920   1.866.727.8376 Fax: 1.949.261.7451 Website: www.pasternack.com E-mail: sales@pasternack.com	
SIZE	ITEM NO.
A	PE9860B/NF-15
CAGE CODE	BPUCHASKI
DRAWN BY	REV
53919	B

THIRD-ANGLE PROJECTION  THE INFORMATION AND DESIGN IN THIS DOCUMENT IS THE PROPERTY OF PASTERNAK CORPORATION ALL RIGHTS RESERVED.	
SHEET	OF
1	1
SCALE	N/A