



WR-34 Waveguide Standard Gain Horn Antenna
Operating from 22 GHz to 33 GHz with a Nominal
20 dB Gain 2.92mm Female Input

Technical Data Sheet

PE9851B/2F-20

Features

- WR-34 Rectangular Waveguide Interface
- 22 GHz to 33 GHz
- 20 dBi Nominal Gain
- 2.92mm Female Connector

Applications

- Antenna Measurements
- Laboratory Use
- Wireless Communication
- Microwave Radio Systems

Description

The Proline series PE9851B/2F-20 standard gain horn antenna (also known as waveguide horn) from Pasternack is part of our huge selection of waveguide antennas. This Pasternack standard gain horn antenna is manufactured with a WR-34 input and a waveguide to coaxial transition adapter. Our WR-34 standard gain horn antenna has a nominal gain of 20 dBi. This WR-34 standard gain horn has a 2.92mm waveguide to coax transition adapter that is female gender. The Pasternack 20 dBi WR-34 horn antenna operates from 22 GHz to 33 GHz. The WR-34 PE9851B/2F-20 waveguide horn is US made and TAA compliant. It is part of over 40,000 RF, microwave and millimeter wave components available from Pasternack. Waveguide standard gain horn antennas, such as the PE9851B/2F-20, are used in a wide variety of applications due to their high power handling capability, low loss, high directivity, and near constant electrical performance. Pasternack's 2.92mm female WR-34 standard gain horns are available in 10, 15 and 20 dBi models with pyramidal shape and rectangular input. Our WR-34 standard gain horn Proline antennas with 2.92mm female interface can ship worldwide the same day as it is purchased as with our other available RF parts.

Configuration

Design	WR-34 Standard Gain Horn
Pattern	Directional
Polarization	Linear
Coaxial Interface	2.92mm Female

Electrical Specifications

Description	Minimum	Typical	Maximum	Units
Frequency Range	22		33	GHz
Impedance		50		Ohms
Waveguide Standard Gain Horn				
Gain		20		dB
Waveguide to Coaxial Adapter				
Input VSWR		1.4:1		

Mechanical Specifications

Size	
Weight	0.16 lbs [72.57 g]

Click the following link (or enter part number in "SEARCH" on website) to obtain additional part information including price, inventory and certifications: [WR-34 Waveguide Standard Gain Horn Antenna Operating from 22 GHz to 33 GHz with a Nominal 20 dB Gain 2.92mm Female Input PE9851B/2F-20](#)



WR-34 Waveguide Standard Gain Horn Antenna
Operating from 22 GHz to 33 GHz with a Nominal
20 dB Gain 2.92mm Female Input

Technical Data Sheet

PE9851B/2F-20

RF Connector

Type

2.92mm Female

Waveguide Interface

Waveguide Size

WR-34

Body Material and Plating

Aluminum

Environmental Specifications

Compliance Certifications (see [product page](#) for current document)

Plotted and Other Data

2 Dimensional OML Drawing

PE9851B/2F-20

Notes:

WR-34 Waveguide Standard Gain Horn Antenna Operating from 22 GHz to 33 GHz with a Nominal 20 dB Gain 2.92mm Female Input from Pasternack Enterprises has same day shipment for domestic and International orders. Our RF, microwave and millimeter wave products maintain a 99.4% availability and are part of the broadest selection in the industry.

Click the following link (or enter part number in "SEARCH" on website) to obtain additional part information including price, inventory and certifications: [WR-34 Waveguide Standard Gain Horn Antenna Operating from 22 GHz to 33 GHz with a Nominal 20 dB Gain 2.92mm Female Input PE9851B/2F-20](#)

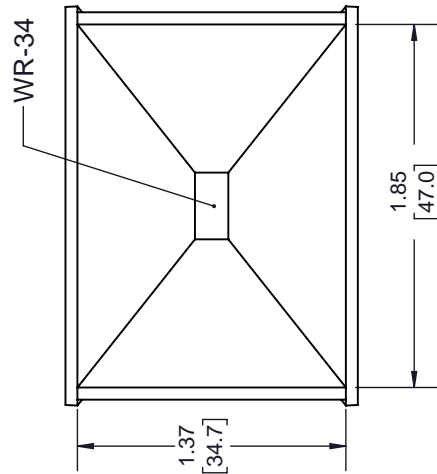
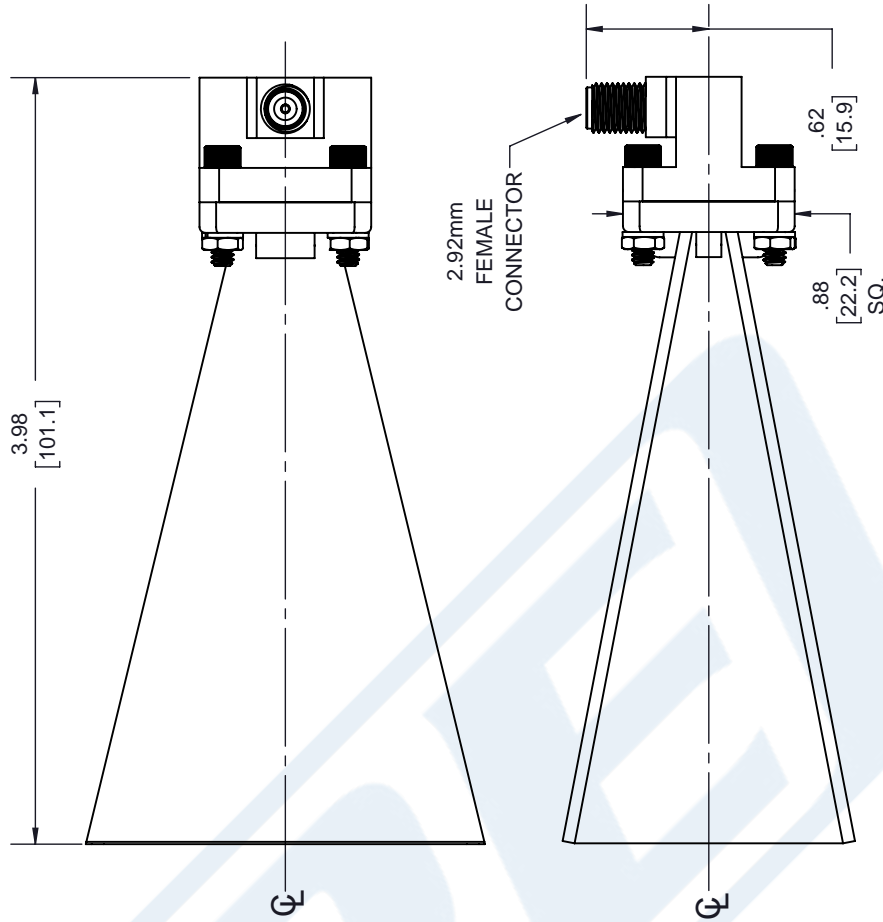
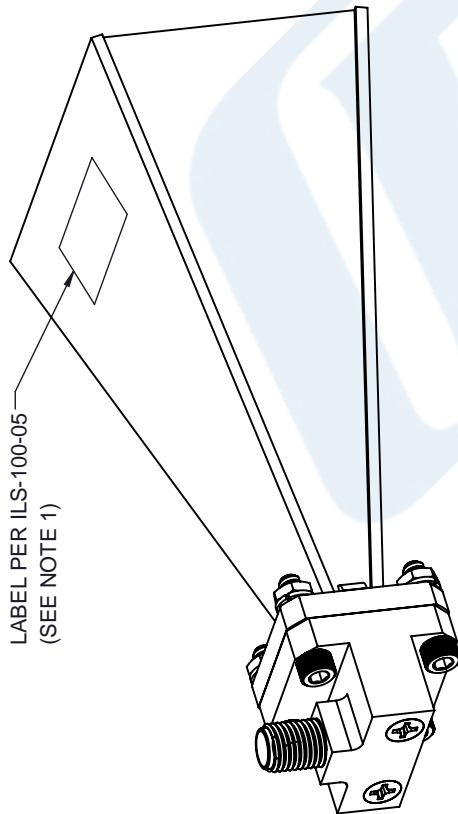
URL: <https://www.pasternack.com/wr-34-waveguide-standard-gain-horn-antenna-20-db-2.92mm-pe9851b-2f-20-p.aspx>

The information contained in this document is accurate to the best of our knowledge and representative of the part described herein. It may be necessary to make modifications to the part and/or the documentation of the part, in order to implement improvements. Pasternack reserves the right to make such changes as required. Unless otherwise stated, all specifications are nominal. Pasternack does not make any representation or warranty regarding the suitability of the part described herein for any particular purpose, and Pasternack does not assume any liability arising out of the use of any part or documentation.

PE9851B/2F-20 CAD Drawing

WR-34 Waveguide Standard Gain Horn Antenna Operating from 22 GHz to 33 GHz with a Nominal 20 dB Gain 2.92mm Female Input

REVISIONS			
REV.	DESCRIPTION	DATE	APPROVED
A	INITIAL RELEASE	11/16/2020	KHIETPAS



NOTES:
1. LABEL PER ILS-100-05 (FOR INTERNAL REFERENCE ONLY)
LABEL LOCATION FOR REFERENCE ONLY

UNLESS OTHERWISE SPECIFIED
LEADING DIMENSIONS ARE INCHES
DIMENSIONS IN [] ARE MILLIMETERS

TOLERANCES:
X = ±.2 [5.08] FRACTIONS
.XX = ±.02 [.51] ANGLES ± 1°
.XXX = ±.005 [.13] ANGLES ± 1°
CABLE LENGTH (L) TOLERANCES:
L ≤ 12 [305] = +1 [25] / -0
12 [305] < L ≤ 60 [1524] = +2 [51] / -0
60 [1524] < L ≤ 120 [3048] = +4 [102] / -0
120 [3048] < L ≤ 300 [7620] = +6 [152] / -0
300 [7620] < L = +5% / -0
ALL DIMENSIONS SHOWN
ARE FOR REFERENCE ONLY.

PE PASTERNAK
an INFINITE brand

Pasternack Enterprises, Inc.
P.O. Box 16759, Irvine, CA 92623.
Phone: 1.949.261.1920 | 1.866.727.8376
Fax: 1.949.261.7451
Website: www.pasternack.com
E-mail: sales@pasternack.com

THIRD-ANGLE PROJECTION
THE INFORMATION AND
DESIGN IN THIS DOCUMENT
IS THE PROPERTY OF
PASTERNAK CORPORATION
ALL RIGHTS RESERVED.

SHEET 1 OF 1
SCALE N/A
REV A

THESE COMMODITIES, TECHNOLOGY OR SOFTWARE WERE EXPORTED FROM THE UNITED STATES IN ACCORDANCE
WITH THE EXPORT ADMINISTRATION REGULATIONS. DIVERSION CONTRARY TO U.S. LAW PROHIBITED.