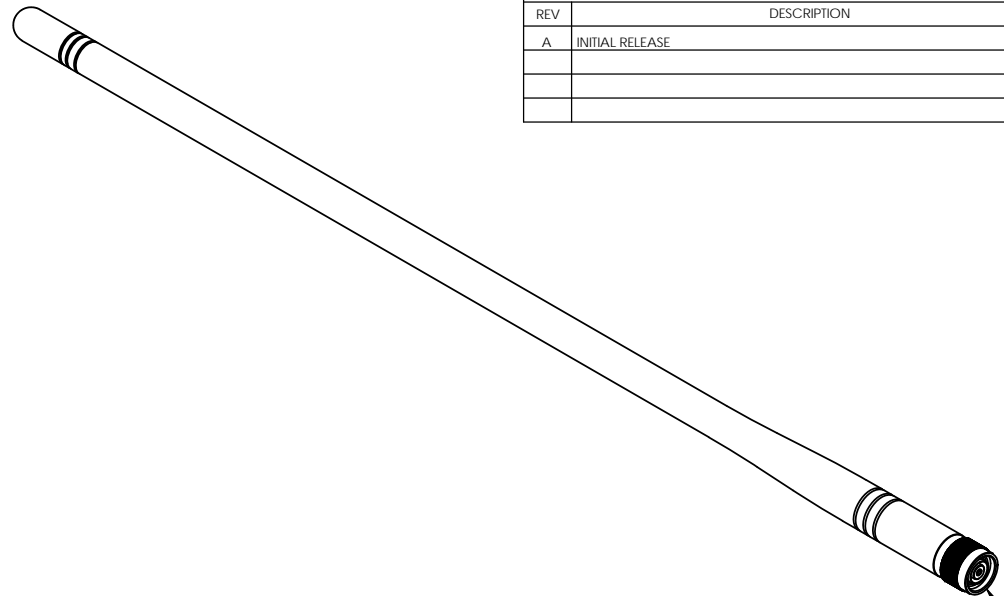


THE INFORMATION CONTAINED IN THIS DRAWING IS THE SOLE PROPERTY OF L-COM, INC. ANY REPRODUCTION IN PART OR WHOLE WITHOUT THE WRITTEN PERMISSION OF L-COM, INC. IS PROHIBITED.

REVISIONS			
REV	DESCRIPTION	DATE	APPROVED
A	INITIAL RELEASE	10/20/16	D. DESJARDIN

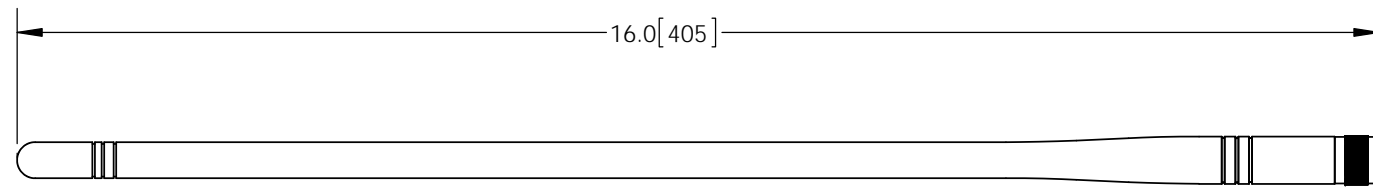


RP-TNC PLUG CONNECTOR

-SHOWN FOR REFERENCE-



16.0 [405]



Ø .6 [14]


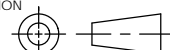


NOTES:

PACKAGING:
COMPONENT SHALL BE INDIVIDUALLY PACKAGED IN ACCORDANCE WITH L-COM SPECIFICATION PKG-00031

- ALL DIMENSIONS FOR REFERENCE -

REGULATORY COMPLIANCE:
CE2011/65/EU(RoHS DIRECTIVE)

UNLESS OTHERWISE SPECIFIED, DIMENSIONS ARE IN INCHES [mm] DIMENSIONAL TOLERANCES: .X = ±.1 [2.54] .XX = ±.01 [.25] .XXX = ±.005 [.13] ANGULAR TOLERANCES: ALL = ± 1°	APPROVALS	DATE	 50 HIGH STREET NORTH ANDOVER, MA 01845	
	DRAWN BY B.PUCHASKI	10/20/16		
PROJECTION 	CHECKED BY K.BURGNER	10/20/16	PRODUCT DESCRIPTION 900MHz 5dBi RUBBER DUCK ANTENNA W/ RIGID RP-TNC PLUG CONNECTOR	
	APPROVED BY P.PESA	10/20/16	SIZE A	FSCM NO. 43321
CONFIGURATION DETAILS OF UNDIMENSIONED FEATURES MAY VARY		SCALE: NONE		CAD FILE: HG905RDR-RTP.SLDDRW
COLOR VARIATIONS MAY OCCUR		SHEET 1 OF 1		REV. A

