



**S-Band High Power BiDirectional Amplifier,
2.4 GHz to 2.5 GHz 20W Psat, 1 usec Switching,
20dB Tx Gain, Manual T/R Control, SMA**

TECHNICAL DATA SHEET

PE15B5000

PE15B5000 is an S-Band bi-directional half duplex module that delivers high quality TX signals while amplifying the RX signal with an advanced LNA to produce the highest possible data rates. The amplifier operates in the 2.4 to 2.5 GHz frequency range and offers 5 Watts typ Power for 802.11g and 20 Watts typ Power for 802.11b. High efficiency devices and advanced switching technology meets the requirements of some of the most demanding RF radio systems. The module provides 20 dB typical small signal gain with the gain flatness of ± 0.5 dB typical. The connectorized SMA module is unconditionally stable, requires typically a +28V DC and operates over the temperature range of -40°C and $+80^{\circ}\text{C}$. A Cable Assembly with DC Socket connector is available (PE15K5000) as an accessory specific to this model. See the illustration below.

Features

- 2.4 GHz to 2.5 GHz Frequency Range
- 20 Watts typ Power for 802.11b
- 5 Watts typ Power for 802.11g
- Small Signal Gain: 20 dB min
- Gain Flatness: ± 0.5 typical
- 50 Ohms Input and Output Matched
- Unconditionally Stable
- Half Duplex Design

Applications

- L-band Military Radio
- Communication Systems
- High Gain Driver Power Amplifier
- High Gain Output Power Amplifier
- Unmanned Aerial Vehicles (UAV)
- Unmanned Ground Vehicles
- L and S Band Radar
- Commercial Air Traffic Control
- Weather and Earth Observation
- Satellites

Electrical Specifications (TA = $+25^{\circ}\text{C}$, DC Voltage = 28Volts)

Transmit

Description	Minimum	Typical	Maximum	Units
Frequency Range	2.4		2.5	GHz
Power for 802.11b		20		Watts
Power for 802.11g		5		Watts
Gain Flatness		± 0.5	± 1.3	dB
Input Return Loss		-12		dB
Operating DC Voltage	24	28	30	Volts
Current Draw 802.11b		2.4		A
Current Draw 802.11g		900		mA
Switching Time		1	2	uSec

Electrical Specification Notes:

Circular Bayonet Locking Male Connector used for DC bias and Manual Tx/Rx Control. TTL Logic Control used for Tx/Rx switching (+5V = Tx Amp Active, 0V = Rx Amp Active)

Receive

Description	Minimum	Typical	Maximum	Units
1 dB Compression Point		+0		dBm
Gain		11		dB
Gain Flatness		± 0.5	± 1.3	dB

Click the following link (or enter part number in "SEARCH" on website) to obtain additional part information including price, inventory and certifications: [S-Band High Power BiDirectional Amplifier, 2.4 GHz to 2.5 GHz 20W Psat, 1 usec Switching, 20dB Tx Gain, Manual T/R Control, SMA PE15B5000](#)

S-Band High Power BiDirectional Amplifier,
2.4 GHz to 2.5 GHz 20W Psat, 1 usec Switching,
20dB Tx Gain, Manual T/R Control, SMA

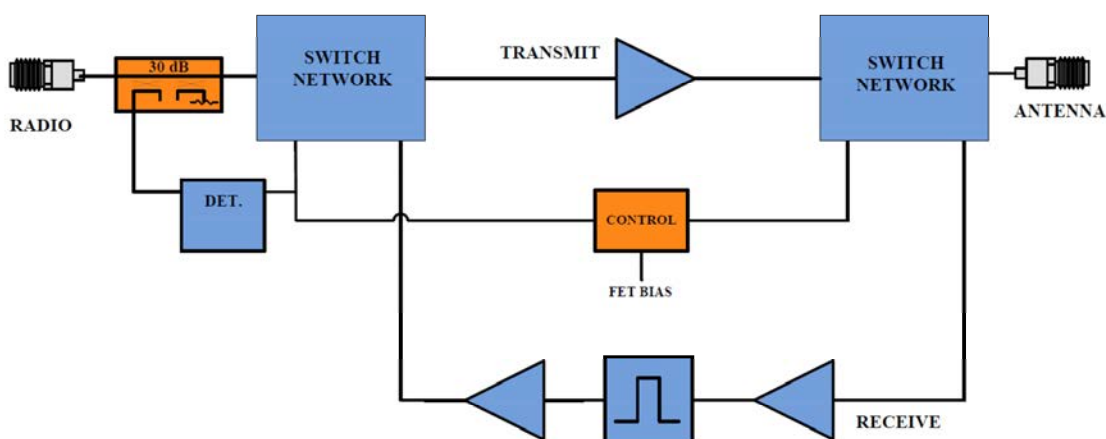


TECHNICAL DATA SHEET

PE15B5000

Input Return Loss	-10		dB
Noise Figure	2.5		dB
Current Draw	50	70	mA

Block Diagram



Protections

Environmental / Protections				
Parameter	Min	Typ.	Max	Unit
Operating Temp. (Housing Temp.)	-40		+80	°C
Storage Temp Range	-65		+150	°C
Weatherproofing	IP 64 Rating			--
Altitude	0-30,000			ft.
Max RF Input	+28			dBm
Load VSWR @ P1dB	∞ at all amplitudes / phase angles			--

Click the following link (or enter part number in "SEARCH" on website) to obtain additional part information including price, inventory and certifications: [S-Band High Power BiDirectional Amplifier, 2.4 GHz to 2.5 GHz 20W Psat, 1 usec Switching, 20dB Tx Gain, Manual T/R Control, SMA PE15B5000](#)

S-Band High Power BiDirectional Amplifier,
2.4 GHz to 2.5 GHz 20W Psat, 1 usec Switching,
20dB Tx Gain, Manual T/R Control, SMA



TECHNICAL DATA SHEET

PE15B5000

Mechanical Specifications

Size

Length	3.33 in [84.58 mm]
Width	2.69 in [68.33 mm]
Height	0.69 in [17.53 mm]

Weight 0.5 lbs [226.8 g]

RF Connector (Input) SMA Female

RF Connector (Output) SMA Female

DC Connector

Cooling HEATSINK REQUIRED use PE15C5013 or PE15G5011F

Environmental Specifications

Temperature

Operating Range	-40 to +80 deg C
Storage Range	-65 to +150 deg C

Altitude 0-30,000

Weatherproofing IP 64 Rating

Compliance Certifications (see [product page](#) for current document)

Plotted and Other Data

Notes:

- Values at +25 °C, sea level
- ESD Sensitive Material, Transport material in Approved ESD bags. Handle only in approved ESD Workstation.
- Heat Sink Required for Proper Operation, Unit is cooled by conduction to heat sink.

Click the following link (or enter part number in "SEARCH" on website) to obtain additional part information including price, inventory and certifications: [S-Band High Power BiDirectional Amplifier, 2.4 GHz to 2.5 GHz 20W Psat, 1 usec Switching, 20dB Tx Gain, Manual T/R Control, SMA PE15B5000](#)



S-Band High Power BiDirectional Amplifier,
2.4 GHz to 2.5 GHz 20W Psat, 1 usec Switching,
20dB Tx Gain, Manual T/R Control, SMA

TECHNICAL DATA SHEET

PE15B5000

Amplifier Power-up Precautions

- 1.) Confirm that proper ESD precautions and controls are always in place before handling any Amplifier module.
- 2.) Confirm adequate thermal management is in place to effectively dissipate heat away from the Amplifier package. The Amplifier operational baseplate temperature must be within the operational temperature range stated in the Amplifier datasheet. Depending on the design and thermal requirements, using a heatsink with cooling fan is always recommended for safe reliable operation. A heat sink without a cooling fan may also be used. Damage caused from overheating will void the warranty.
- 3.) Confirm adequate system grounding is established. The DC power supply and Amplifier must have a common ground in order to operate properly.
- 4.) Power Amplifiers may require additional DC Current when initially powered-up. Depending on the design, the input current draw could range from an additional 10% to 100% above the maximum rated DC current of the Amplifier. This varies based on product part number.
- 5.) Confirm the DC power supply, if limited, is set to allow for additional start-up current that's rated for the Power Amplifier.
- 6.) Confirm the system is designed and calibrated for 50 ohms. Any impedance mismatch may cause performance issues.
- 7.) Perform a CALIBRATION (if required) with the loads before connecting the Amplifier to the Network Analyzer to ensure proper performance.
- 8.) Use a fixed attenuator between the signal source and input port of the Amplifier to optimize the input VSWR match.
- 9.) Confirm the input power level at the input port of the amplifier does not exceed the maximum rated limit for input power (as stated in the Amplifier datasheet).
 P_{in} for Small Signal Gain = P1dB-SSG-10 dB
 P_{in} for P1dB = P1dB-SSG+1 dB
- 10.) Confirm the Network Analyzer is always connected to the Amplifier first before DC power is applied to the Amplifier.
- 11.) As long as the input and output ports of the amplifier are connected to a 50Ohm load and RF signal power is applied, the Amplifier can be powered up with DC voltage.
- 12.) Confirm the Amplifier output load is matched for a 50 Ohm impedance and will not exceed the maximum rated VSWR or Return Loss limit for the Amplifier. Exceeding the maximum rated VSWR or Return Loss limit will result in reflected signal power that could damage the Amplifier and void the warranty.
- 13.) **Power Amplifier connected to an Antenna for signal transmission** - It's strongly recommended to use a high power fixed attenuator pad or an Isolator between the output port of the Amplifier and input port to the antenna. Any reflected signal power due to impedance mismatch will likely damage the Amplifier and void the warranty.
- 14.) The attenuator or isolator used at the output port of the Amplifier must be rated to handle the output power level and operational frequency band of the amplifier.

Click the following link (or enter part number in "SEARCH" on website) to obtain additional part information including price, inventory and certifications: [S-Band High Power BiDirectional Amplifier, 2.4 GHz to 2.5 GHz 20W Psat, 1 usec Switching, 20dB Tx Gain, Manual T/R Control, SMA PE15B5000](#)

S-Band High Power BiDirectional Amplifier,
2.4 GHz to 2.5 GHz 20W Psat, 1 usec Switching,
20dB Tx Gain, Manual T/R Control, SMA



TECHNICAL DATA SHEET

PE15B5000

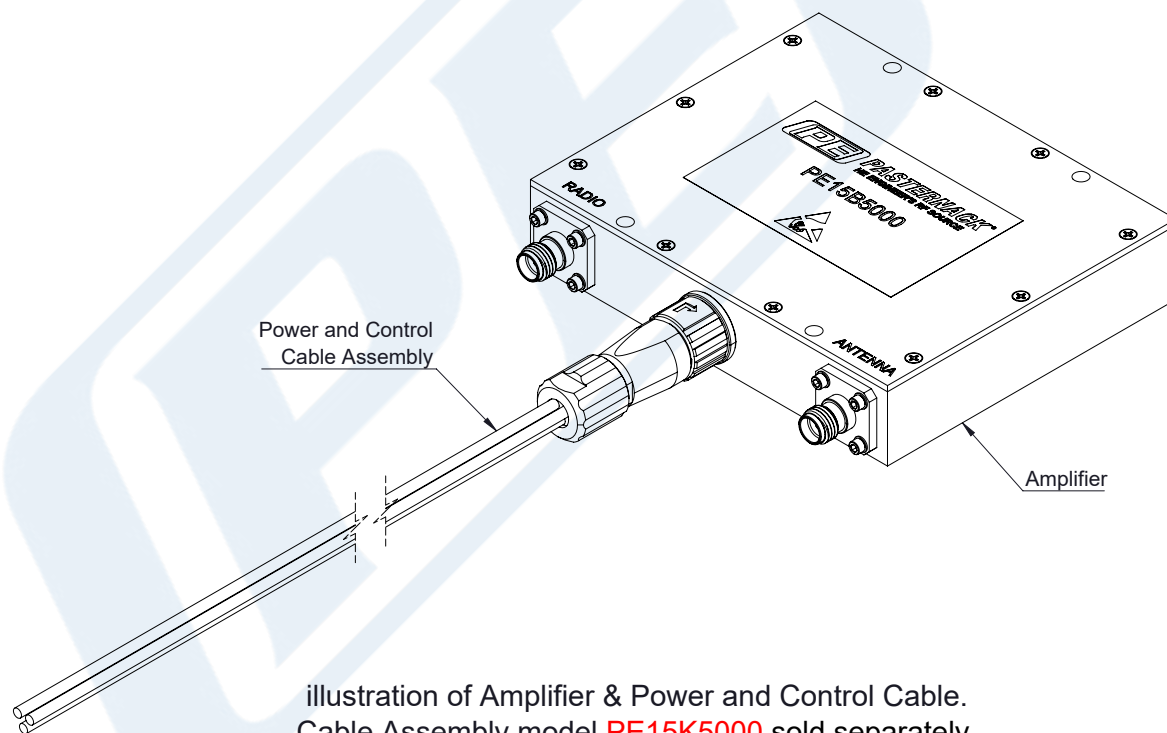


illustration of Amplifier & Power and Control Cable.
Cable Assembly model **PE15K5000** sold separately.
(Picture shown for Reference Only)

Click the following link (or enter part number in "SEARCH" on website) to obtain additional part information including price, inventory and certifications: [S-Band High Power BiDirectional Amplifier, 2.4 GHz to 2.5 GHz 20W Psat, 1 usec Switching, 20dB Tx Gain, Manual T/R Control, SMA PE15B5000](#)

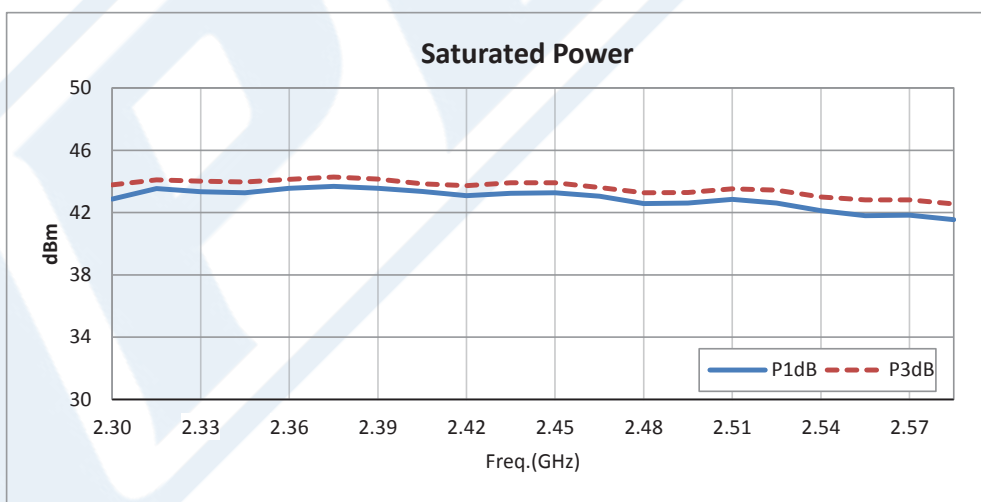
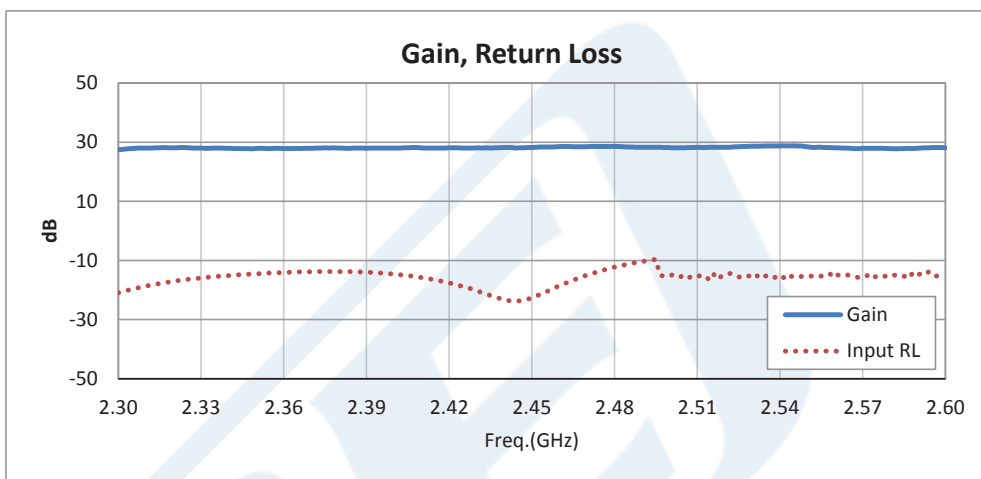
S-Band High Power BiDirectional Amplifier,
2.4 GHz to 2.5 GHz 20W Psat, 1 usec Switching,
20dB Tx Gain, Manual T/R Control, SMA



TECHNICAL DATA SHEET

PE15B5000

Typical Performance Data



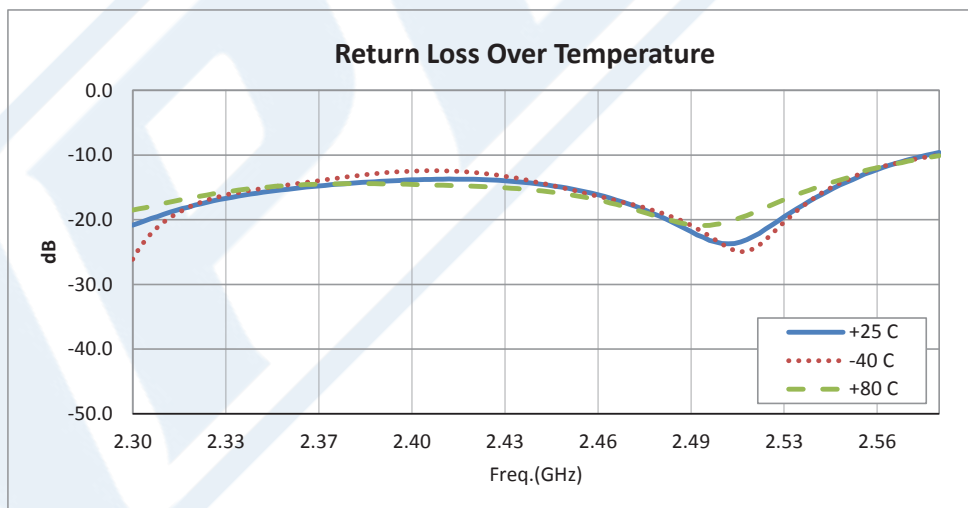
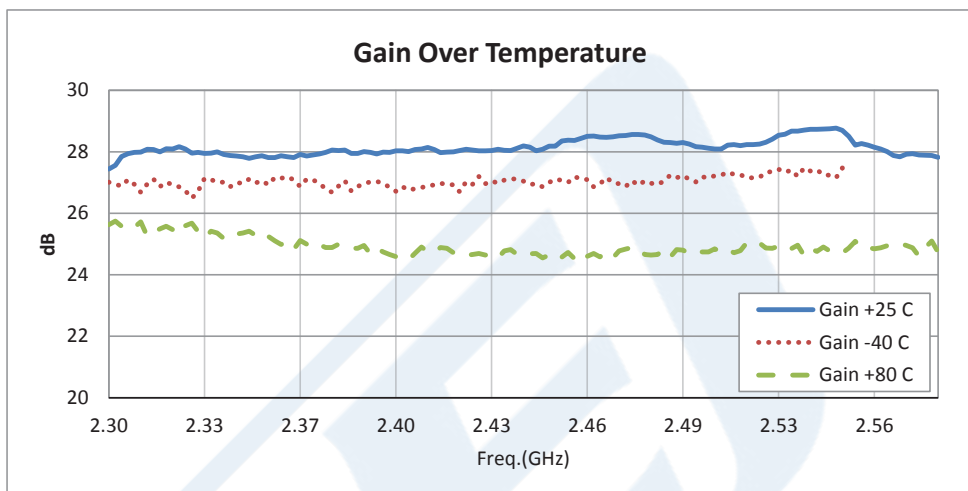
Click the following link (or enter part number in "SEARCH" on website) to obtain additional part information including price, inventory and certifications: [S-Band High Power BiDirectional Amplifier, 2.4 GHz to 2.5 GHz 20W Psat, 1 usec Switching, 20dB Tx Gain, Manual T/R Control, SMA PE15B5000](#)

S-Band High Power BiDirectional Amplifier,
2.4 GHz to 2.5 GHz 20W Psat, 1 usec Switching,
20dB Tx Gain, Manual T/R Control, SMA



TECHNICAL DATA SHEET

PE15B5000



Click the following link (or enter part number in "SEARCH" on website) to obtain additional part information including price, inventory and certifications: [S-Band High Power BiDirectional Amplifier, 2.4 GHz to 2.5 GHz 20W Psat, 1 usec Switching, 20dB Tx Gain, Manual T/R Control, SMA PE15B5000](#)



S-Band High Power BiDirectional Amplifier,
2.4 GHz to 2.5 GHz 20W Psat, 1 usec Switching,
20dB Tx Gain, Manual T/R Control, SMA

TECHNICAL DATA SHEET

PE15B5000

S-Band High Power BiDirectional Amplifier, 2.4 GHz to 2.5 GHz 20W Psat, 1 usec Switching, 20dB Tx Gain, Manual T/R Control, SMA from Pasternack Enterprises has same day shipment for domestic and International orders. Our RF, microwave and millimeter wave products maintain a 99.4% availability and are part of the broadest selection in the industry.

Click the following link (or enter part number in "SEARCH" on website) to obtain additional part information including price, inventory and certifications: [S-Band High Power BiDirectional Amplifier, 2.4 GHz to 2.5 GHz 20W Psat, 1 usec Switching, 20dB Tx Gain, Manual T/R Control, SMA PE15B5000](https://www.pasternack.com/high-power-bi-directional-amplifier-5-20-watts-2.5-ghz-sma-pe15b5000-p.aspx)

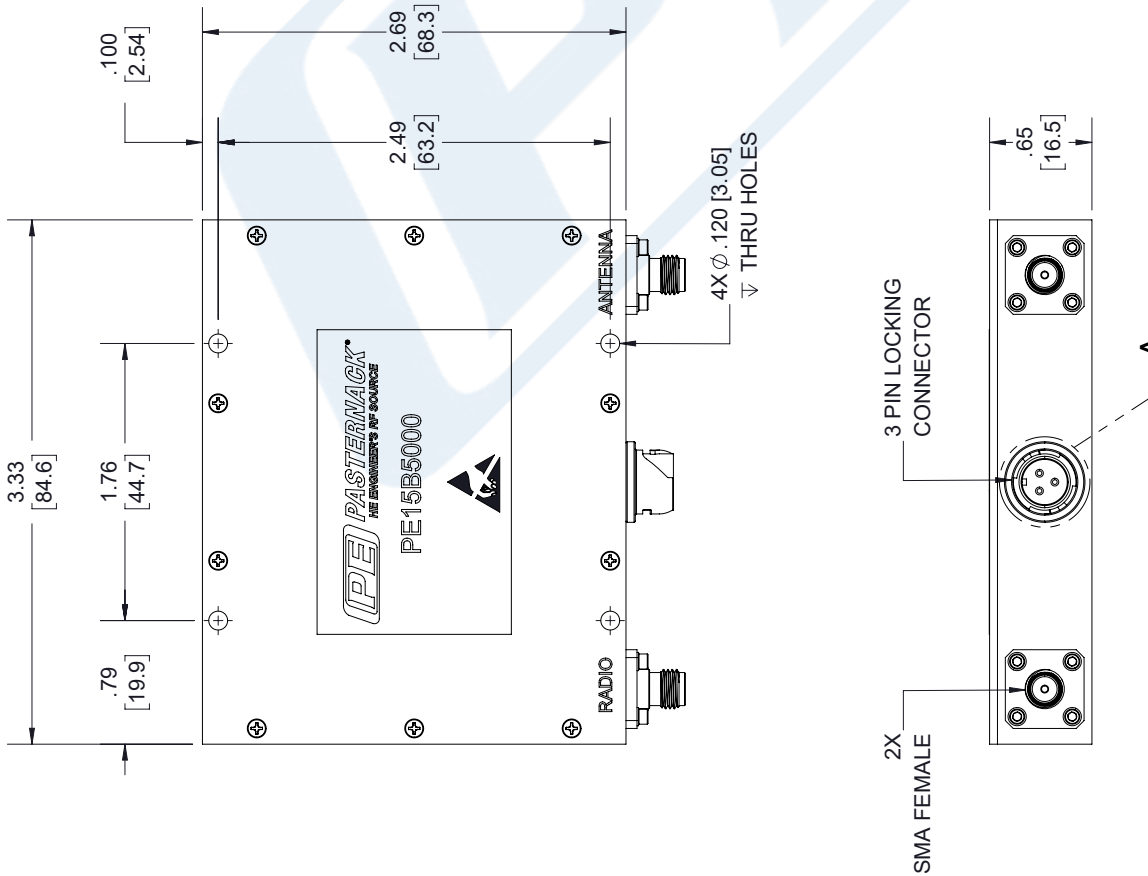
URL: <https://www.pasternack.com/high-power-bi-directional-amplifier-5-20-watts-2.5-ghz-sma-pe15b5000-p.aspx>

The information contained in this document is accurate to the best of our knowledge and representative of the part described herein. It may be necessary to make modifications to the part and/or the documentation of the part, in order to implement improvements. Pasternack reserves the right to make such changes as required. Unless otherwise stated, all specifications are nominal. Pasternack does not make any representation or warranty regarding the suitability of the part described herein for any particular purpose, and Pasternack does not assume any liability arising out of the use of any part or documentation.

PE15B5000 CAD Drawing

S-Band High Power BiDirectional Amplifier, 2.4 GHz to 2.5 GHz 20W
P_{sat}, 1 usec Switching, 20dB Tx Gain, Manual T/R Control, SMA

REVISIONS			
REV.	DESCRIPTION	DATE	APPROVED
B	PCR PE15B5000	3/1/2021	T. GALLA



Note:

A heatsink and optional cooling fan is required for reliable operation of this device. Unit is cooled by conducting to heatsink. Operation above +80 °C will likely cause eventual damage to the device.

UNLESS OTHERWISE SPECIFIED
LEADING DIMENSIONS ARE INCHES
DIMENSIONS IN [] ARE MILLIMETERS

TOLERANCES:

.X = ± .2 [5.08] FRACTIONS

.XX = ± .02 [.51] ± 1/32

.XXX = ± .005 [.13] ANGLES ± 1°

CABLE LENGTH (L) TOLERANCES:

L ≤ 12 [305] = +1 [25] / -0

12 [305] < L ≤ 60 [1524] = +2 [51] / -0

60 [1524] < L ≤ 120 [3048] = +4 [102] / -0

120 [3048] < L ≤ 300 [7620] = +6 [152] / -0

300 [7620] < L = +5%L / -0

ALL DIMENSIONS SHOWN
ARE FOR REFERENCE ONLY.

THIRD-ANGLE PROJECTION

THE INFORMATION AND
DESIGN IN THIS DOCUMENT
IS THE PROPERTY OF
PASTERNAK CORPORATION
ALL RIGHTS RESERVED.

SHEET 1 OF 2

SCALE N/A

REV A

PE PASTERNAK
an INFINITI brand

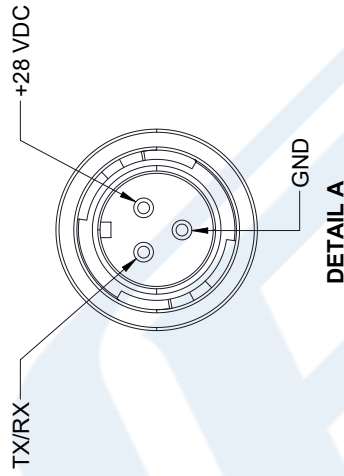
Pasternack Enterprises, Inc.
P.O. Box 16759, Irvine, CA 92623.
Phone: 1.949.261.1920 | 1.866.727.8376

Fax: 1.949.261.7451
Website: www.pasternack.com
E-mail: sales@pasternack.com

SIZE A CAGE CODE 53919 DRAWN BY K.DANG ITEM NO. PE15B5000

PE15B5000 CAD Drawing

S-Band High Power BiDirectional Amplifier, 2.4 GHz to 2.5 GHz 20W
P_{sat}, 1 usec Switching, 20dB Tx Gain, Manual T/R Control, SMA



DC/ Control Pins		
Pin	Description	Value
+VDC	DC Supply	+28 VDC
TX/RX	Tx/Rx Switching (+5V = Tx Amp Active 0V = Rx Active)	0 to +3 dBm
GND	--	--

UNLESS OTHERWISE SPECIFIED
LEADING DIMENSIONS ARE IN INCHES
DIMENSIONS IN [] ARE MILLIMETERS

TOLERANCES:

.X = ± .2 [.08] FRACTIONS
.XX = ± .02 [.51] ± 1/32
.XXX = ± .005 [.13] ANGLES ± 1°

CABLE LENGTH (L) TOLERANCES:
L ≤ 12 [305] = ± 1 [25] / -0
12 [305] < L ≤ 60 [1524] = +2 [51] / -0
60 [1524] < L ≤ 120 [3048] = +4 [102] / -0
120 [3048] < L ≤ 300 [7620] = +6 [152] / -0
300 [7620] < L = +5%L / -0

ALL DIMENSIONS SHOWN
ARE FOR REFERENCE ONLY.

PASTERNAK
an INFINITI brand

Pasternack Enterprises, Inc.
P.O. Box 16759, Irvine, CA 92623.
Phone: 1.949.261.1920 | 1.866.727.8376
Fax: 1.949.261.7451
Website: www.pasternack.com
E-mail: sales@pasternack.com

SIZE	CAGE CODE	DRAWN BY	ITEM NO.
A	53919	K.DANG	PE15B5000

THIRD-ANGLE PROJECTION

THE INFORMATION AND
DESIGN IN THIS DOCUMENT
IS THE PROPERTY OF
PASTERNAK CORPORATION
ALL RIGHTS RESERVED.

SHEET	2	OF	2
SCALE	N/A		
REV	A		