



47 dB Gain, 50 Watt Psat, 1.5 MHz to 100 MHz,
High Power VDMOS Amplifier, SMA, Class AB

TECHNICAL DATA SHEET

PE15A5056

The PE15A5056 is a high power amplifier that operates from 1.5 MHz to 100 MHz and generates 50 watts of saturated output power. The module utilizes VDMOS and chip-and-wire technology in the manufacturing process that ensures state-of-the-art power performance with excellent power-to-volume ratio that's ideal for broadband high power linear applications. This Class AB amplifier is designed for a 50 ohm input/output impedance and offers high efficiency and high linearity, operating over a wide dynamic range with impressive typical performance that includes 47 dB gain, 40% power added efficiency, ± 2 dB gain flatness, -10 dBc harmonic suppression, -60 dBc Spurious, and a maximum input power level of +10 dBm. Typical DC bias requirements include +28V and 5A of current. The module uses an SMA female input and output connector. The DC interface incorporates a D-Sub 9 pin male connector for DC bias, Shutdown with TTL logic control, Current Sense, and Temperature Sense functions. A mating female D-SUB socket connector is included. The rugged amplifier design operates over wide temperature range from -20°C and +60°C and can withstand relative humidity exposure up to 95% maximum. An available heatsink with cooling fan (model PE15G5060F) is recommended to maintain an optimum baseplate temperature during operation.

Features

- VDMOS Design
- 1.5 MHz to 100 MHz Frequency Range
- Psat 50 Watts typ
- Power Gain: 47 dB typ
- Power Added Efficiency: 40%
- Gain Flatness ± 2 dB typ
- Shutdown with TTL Logic Control
- 50 Ohms Input and Output Matched
- Current and Temperature Sense Functions
- Instantaneous ultra broadband
- Built-in control and protection circuits
- Class AB
- D-Sub Control Connector with Mating Female Connector
- Optional Heatsink Available: Model PE15G5060F

Applications

- Military Radio
- High Gain Driver Power Amplifier
- Test and Measurement applications
- Communication Systems
- EMC Applications

Electrical Specifications (TA = +25°C, DC Voltage = 28Volts, DC Current = 5A)

Description	Minimum	Typical	Maximum	Units
Frequency Range	1.5		100	MHz
Small Signal Gain		47		dB
Gain Flatness		± 2		dB
Pout at Sat.		+47		dBm
Efficiency (PAE)		40		%
Harmonics @25 Watts		-10		dBc
Spurious @25 Watts		-60		dBc
Impedance (Input)		50		Ohms
Impedance (Output)		50		Ohms
Input VSWR			3:1	
Input Return Loss			-10	dB
Operating DC Voltage	24	28	32	Volts
Operating DC Current @50 Watts		5		A

Click the following link (or enter part number in "SEARCH" on website) to obtain additional part information including price, inventory and certifications: [47 dB Gain, 50 Watt Psat, 1.5 MHz to 100 MHz, High Power VDMOS Amplifier, SMA, Class AB PE15A5056](#)

47 dB Gain, 50 Watt Psat, 1.5 MHz to 100 MHz,
High Power VDMOS Amplifier, SMA, Class AB



TECHNICAL DATA SHEET

PE15A5056

Operating Temperature Range -20 +60 °C

Electrical Specification Notes: Allow for 20% Increased DC Current during initial power-up stage

Absolute Maximum Rating

Parameter	Rating
Input RF drive level without damage	+10 dBm (Max)
Load VSWR @ Pout = 25 W	∞ @ all load phase & amplitude for duration of 1 minute; 3:1 @ all load phase & amplitude continuous
Thermal Overload	85°C ±5°C shutdown (Max)



ESD Sensitive Material,
Transport material in
Approved ESD bags.
Handle only in approved
ESD Workstation.

Mechanical Specifications

Size

Length	5.9 in [149.86 mm]
Width	3.5 in [88.9 mm]
Height	0.98 in [24.89 mm]
Weight	2.64 lbs [1.2 kg]
Input Connector	SMA Female
Output Connector	SMA Female
Bias Connector	9-Pin D-Subminiature Male

Environmental Specifications

Temperature

Operating Range	-20 to +60 deg C
Storage Range	-25 to +65 deg C
Humidity	95% Non-Condensing
Shock	Normal Truck Transport
Vibration	Normal Truck Transport

Click the following link (or enter part number in "SEARCH" on website) to obtain additional part information including price, inventory and certifications: [47 dB Gain, 50 Watt Psat, 1.5 MHz to 100 MHz, High Power VDMOS Amplifier, SMA, Class AB PE15A5056](#)

47 dB Gain, 50 Watt Psat, 1.5 MHz to 100 MHz,
High Power VDMOS Amplifier, SMA, Class AB



TECHNICAL DATA SHEET

PE15A5056

Compliance Certifications (see [product page](#) for current document)

Plotted and Other Data

Notes:

- Values at +25 °C, sea level
- Heatsink Required for Proper Operation Recommended Model: PE15G5060F

Click the following link (or enter part number in "SEARCH" on website) to obtain additional part information including price, inventory and certifications: [47 dB Gain, 50 Watt Psat, 1.5 MHz to 100 MHz, High Power VDMOS Amplifier, SMA, Class AB PE15A5056](#)



47 dB Gain, 50 Watt Psat, 1.5 MHz to 100 MHz,
High Power VDMOS Amplifier, SMA, Class AB

TECHNICAL DATA SHEET

PE15A5056

Amplifier Power-up Precautions

- 1.) Confirm that proper ESD precautions and controls are always in place before handling any Amplifier module.
- 2.) Confirm adequate thermal management is in place to effectively dissipate heat away from the Amplifier package. The Amplifier operational baseplate temperature must be within the operational temperature range stated in the Amplifier datasheet. Depending on the design and thermal requirements, using a heatsink with cooling fan is always recommended for safe reliable operation. A heat sink without a cooling fan may also be used. Damage caused from overheating will void the warranty.
- 3.) Confirm adequate system grounding is established. The DC power supply and Amplifier must have a common ground in order to operate properly.
- 4.) Power Amplifiers may require additional DC Current when initially powered-up. Depending on the design, the input current draw could range from an additional 10% to 100% above the maximum rated DC current of the Amplifier. This varies based on product part number.
- 5.) Confirm the DC power supply, if limited, is set to allow for additional start-up current that's rated for the Power Amplifier.
- 6.) Confirm the system is designed and calibrated for 50 ohms. Any impedance mismatch may cause performance issues.
- 7.) Perform a CALIBRATION (if required) with the loads before connecting the Amplifier to the Network Analyzer to ensure proper performance.
- 8.) Use a fixed attenuator between the signal source and input port of the Amplifier to optimize the input VSWR match.
- 9.) Confirm the input power level at the input port of the amplifier does not exceed the maximum rated limit for input power (as stated in the Amplifier datasheet).
 P_{in} for Small Signal Gain = P1dB-SSG-10 dB
 P_{in} for P1dB = P1dB-SSG+1 dB
- 10.) Confirm the Network Analyzer is always connected to the Amplifier first before DC power is applied to the Amplifier.
- 11.) As long as the input and output ports of the amplifier are connected to a 50Ohm load and RF signal power is applied, the Amplifier can be powered up with DC voltage.
- 12.) Confirm the Amplifier output load is matched for a 50 Ohm impedance and will not exceed the maximum rated VSWR or Return Loss limit for the Amplifier. Exceeding the maximum rated VSWR or Return Loss limit will result in reflected signal power that could damage the Amplifier and void the warranty.
- 13.) **Power Amplifier connected to an Antenna for signal transmission** - It's strongly recommended to use a high power fixed attenuator pad or an Isolator between the output port of the Amplifier and input port to the antenna. Any reflected signal power due to impedance mismatch will likely damage the Amplifier and void the warranty.
- 14.) The attenuator or isolator used at the output port of the Amplifier must be rated to handle the output power level and operational frequency band of the amplifier.

Click the following link (or enter part number in "SEARCH" on website) to obtain additional part information including price, inventory and certifications: [47 dB Gain, 50 Watt Psat, 1.5 MHz to 100 MHz, High Power VDMOS Amplifier, SMA, Class AB PE15A5056](#)

TECHNICAL DATA SHEET

PE15A5056

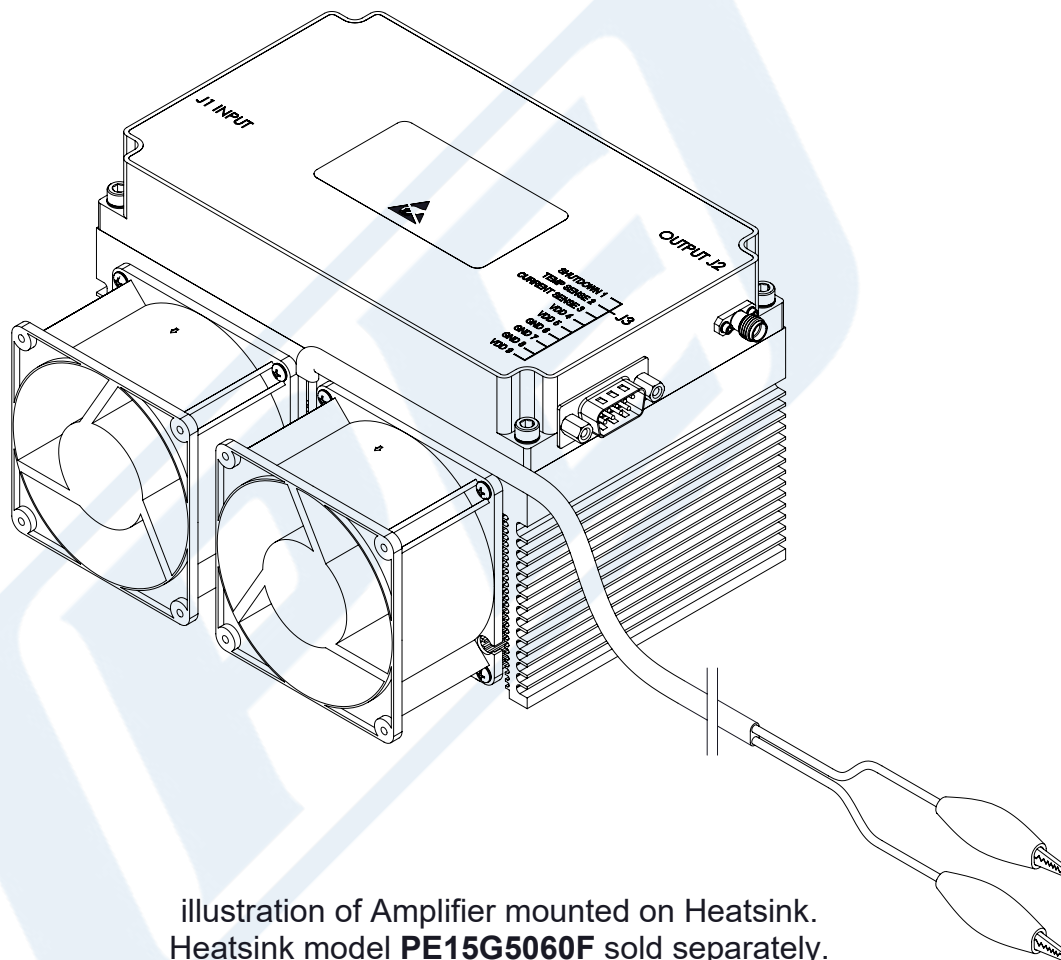


illustration of Amplifier mounted on Heatsink.
Heatsink model **PE15G5060F** sold separately.
(Picture shown for Reference Only)

Pasternack Enterprises, Inc. • P.O. Box 16759, Irvine, CA 92623
Phone: (866) 727-8376 or (949) 261-1920 • **Fax:** (949) 261-7451
Sales@Pasternack.com • Techsupport@Pasternack.com

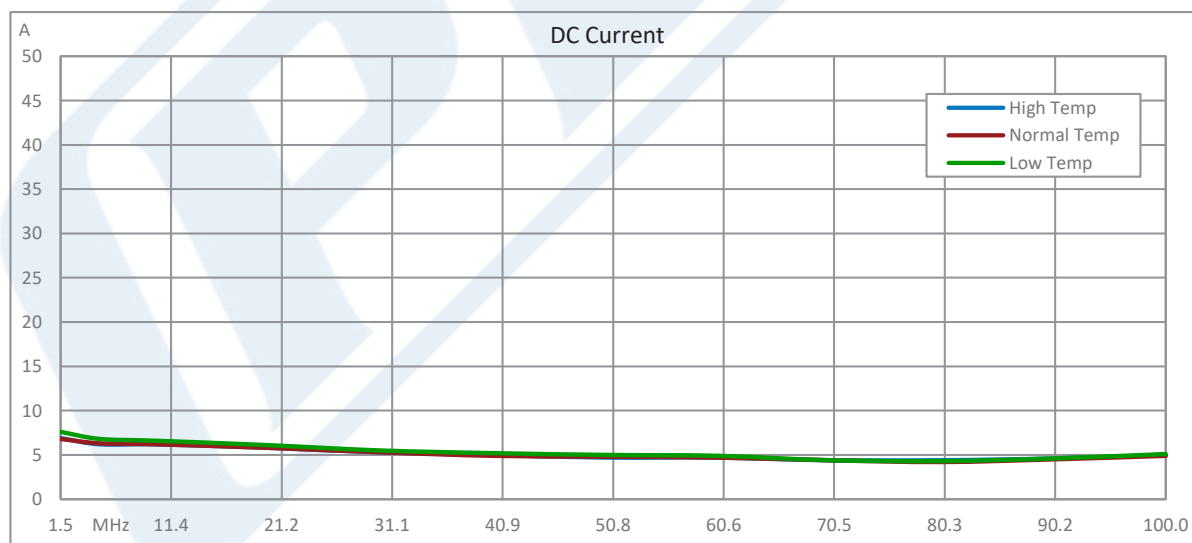
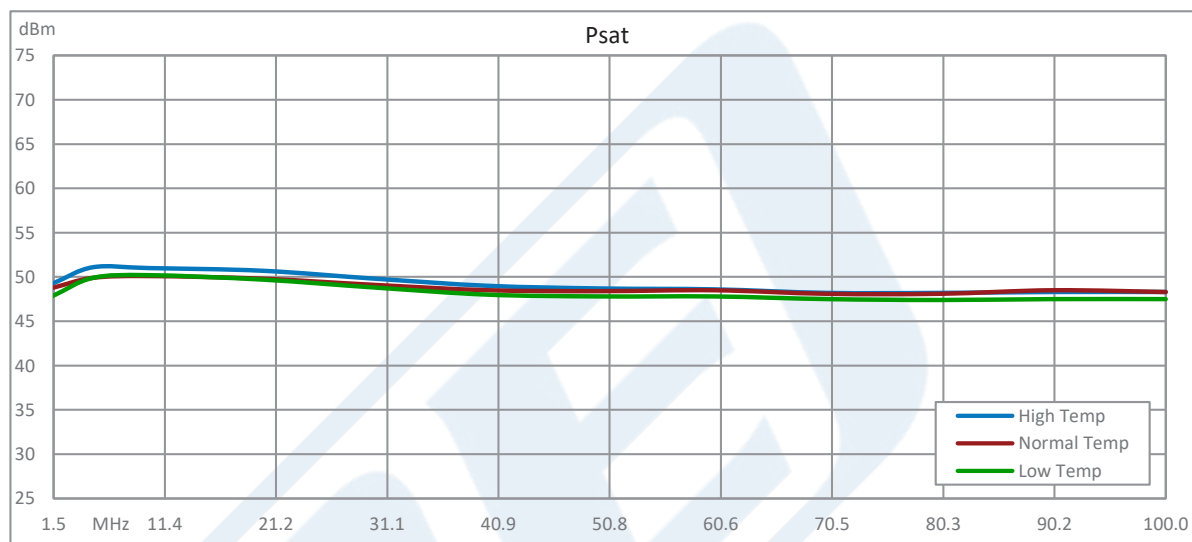
47 dB Gain, 50 Watt Psat, 1.5 MHz to 100 MHz,
High Power VDMOS Amplifier, SMA, Class AB



TECHNICAL DATA SHEET

PE15A5056

Typical Performance Data



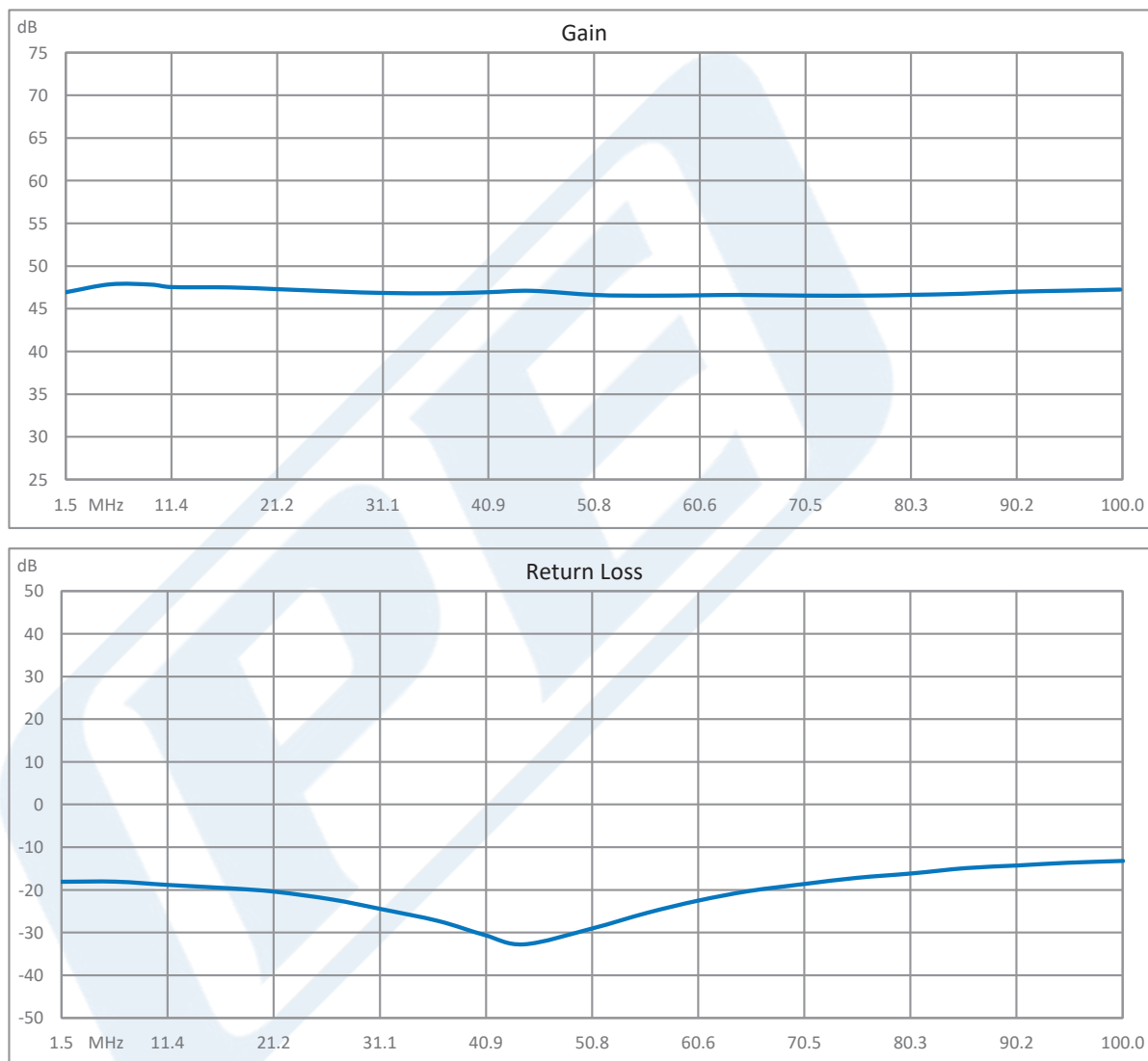
Click the following link (or enter part number in "SEARCH" on website) to obtain additional part information including price, inventory and certifications: [47 dB Gain, 50 Watt Psat, 1.5 MHz to 100 MHz, High Power VDMOS Amplifier, SMA, Class AB PE15A5056](#)

47 dB Gain, 50 Watt Psat, 1.5 MHz to 100 MHz,
High Power VDMOS Amplifier, SMA, Class AB



TECHNICAL DATA SHEET

PE15A5056



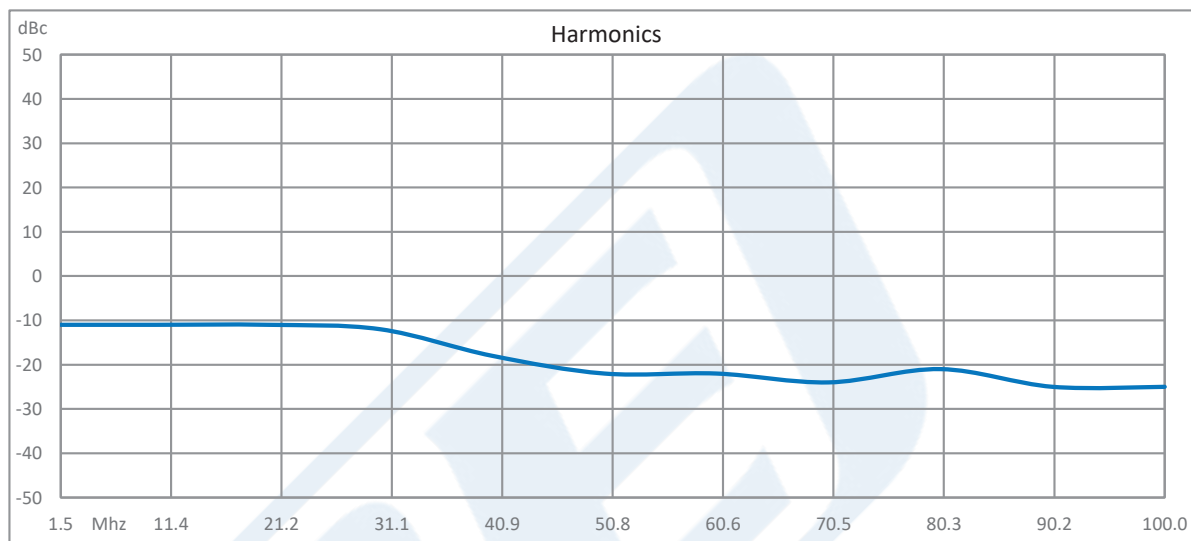
Click the following link (or enter part number in "SEARCH" on website) to obtain additional part information including price, inventory and certifications: [47 dB Gain, 50 Watt Psat, 1.5 MHz to 100 MHz, High Power VDMOS Amplifier, SMA, Class AB PE15A5056](#)

47 dB Gain, 50 Watt Psat, 1.5 MHz to 100 MHz,
High Power VDMOS Amplifier, SMA, Class AB



TECHNICAL DATA SHEET

PE15A5056



47 dB Gain, 50 Watt Psat, 1.5 MHz to 100 MHz, High Power VDMOS Amplifier, SMA, Class AB from Pasternack Enterprises has same day shipment for domestic and International orders. Our RF, microwave and millimeter wave products maintain a 99.4% availability and are part of the broadest selection in the industry.

Click the following link (or enter part number in "SEARCH" on website) to obtain additional part information including price, inventory and certifications: 47 dB Gain, 50 Watt Psat, 1.5 MHz to 100 MHz, High Power VDMOS Amplifier, SMA, Class AB PE15A5056

URL: <https://www.pasternack.com/100-mhz-high-power-amplifier-sma-pe15a5056-p.aspx>

The information contained in this document is accurate to the best of our knowledge and representative of the part described herein. It may be necessary to make modifications to the part and/or the documentation of the part, in order to implement improvements. Pasternack reserves the right to make such changes as required. Unless otherwise stated, all specifications are nominal. Pasternack does not make any representation or warranty regarding the suitability of the part described herein for any particular purpose, and Pasternack does not assume any liability arising out of the use of any part or documentation.

PE15A5056 CAD Drawing

47 dB Gain, 50 Watt Psat, 1.5 MHz to 100 MHz, High Power VDMOS Amplifier, SMA, Class AB

